



US00D843311S

(12) **United States Design Patent**
Rittweger

(10) **Patent No.:** **US D843,311 S**

(45) **Date of Patent:** **** Mar. 19, 2019**

(54) **TIRE**

(71) Applicant: **CONTINENTAL REIFEN
DEUTSCHLAND GMBH**, Hannover
(DE)

(72) Inventor: **Stefan Rittweger**, Garbsen (DE)

(73) Assignee: **Continental Reifen Deutschland
GmbH**, Hannover (DE)

(**) Term: **15 Years**

(21) Appl. No.: **29/622,984**

(22) Filed: **Oct. 20, 2017**

(30) **Foreign Application Priority Data**

Apr. 26, 2017 (WO) 3181301

(51) **LOC (11) Cl.** **12-15**

(52) **U.S. Cl.**
USPC **D12/523**

(58) **Field of Classification Search**
USPC D12/512, 515, 517, 518, 519, 521, 523,
D12/531, 532, 604

CPC B60C 11/0304
See application file for complete search history.

(56) **References Cited**

U.S. PATENT DOCUMENTS

D599,276 S * 9/2009 Fontaine B60C 11/0309
D12/519
D609,161 S * 2/2010 Fontaine D12/517

D634,261 S * 3/2011 Schmalix D12/519
D634,699 S * 3/2011 Fontaine D12/517
D642,971 S * 8/2011 Takahashi D12/518
D650,734 S * 12/2011 Mita D12/517
D660,222 S * 5/2012 Kim D12/519
D665,335 S * 8/2012 Baumard D12/517
D668,597 S * 10/2012 Behr D12/517
D709,819 S * 7/2014 Herbst D12/521
D758,953 S * 6/2016 Ebiko B60C 11/0309
D12/515
D772,786 S * 11/2016 Morito D12/523
D796,425 S * 9/2017 Sareen D12/521
D823,784 S * 7/2018 Serva D12/604

* cited by examiner

Primary Examiner — Robert M. Spear

(74) *Attorney, Agent, or Firm* — Laurence A. Greenberg;
Werner H. Stemer; Ralph E. Locher

(57) **CLAIM**

The ornamental design for a tire, as shown and described.

DESCRIPTION

FIG. 1 is a front perspective view of the tire showing my new invention;

FIG. 2 is a front elevation view thereof;

FIG. 3 is a partial front view thereof showing the marked detail from FIG. 2;

FIG. 4 is a right side elevation view thereof; and,

FIG. 5 is a left side elevation view thereof.

The broken line showing of a tire inner bead depicts environment and forms no part of the claim.

1 Claim, 5 Drawing Sheets






FIG. 1



FIG. 2




FIG. 3




FIG. 4




FIG. 5