

US00D843305S

(12) **United States Design Patent** (10) **Patent No.:** **US D843,305 S**  
**MacAndrew et al.** (45) **Date of Patent:** **\*\* Mar. 19, 2019**

(54) **FLYING CAR**

(56) **References Cited**

(71) Applicant: **AEROMOBIL R&D, S. R. O.**,  
Mestská Cast Podunajské Biskupice  
(SK)  
(72) Inventors: **Kenneth Douglas Alexander**  
**MacAndrew**, Bystrica (SK); **William**  
**Simon Rooms**, Bratislava (SK); **Tomás**  
**Urik**, Sastin-Straze (SK); **Adam**  
**Danko**, Stupava (SK); **Alan Roach**,  
Oslo (NO)  
(73) Assignee: **AEROMOBIL R&D, S. R. O.**,  
Mestská cast Podunajské Biskupice  
(SK)  
(\*\*) Term: **15 Years**

U.S. PATENT DOCUMENTS

3,090,581	A *	5/1963	Einarsson	.....	B64C 37/00
					244/12.1
D462,046	S *	8/2002	Fong	.....	D12/319
D489,315	S *	5/2004	Dauvergne	.....	D12/319
D493,411	S *	7/2004	Fong	.....	D12/319
D498,201	S *	11/2004	Moller	.....	D12/319
D543,928	S *	6/2007	Sanders, Jr.	.....	B64C 27/12
					D12/319
D583,293	S *	12/2008	Frost	.....	D12/319
D697,019	S *	1/2014	Friesel	.....	D12/319
D709,430	S *	7/2014	Schwaiger	.....	D12/16.1
2011/0042507	A1 *	2/2011	Seiford, Sr.	.....	B60F 5/02
					244/2
2016/0243910	A1 *	8/2016	Hu	.....	B60F 5/02
2017/0072755	A1 *	3/2017	Zhou	.....	B64C 29/0075
2017/0240270	A1 *	8/2017	Nam	.....	B64C 21/04

(Continued)

(21) Appl. No.: **35/503,581**

*Primary Examiner* — Darlington Ly

(22) Filed: **Apr. 25, 2017**

(74) *Attorney, Agent, or Firm* — Finnegan, Henderson,  
Farabow, Garrett & Dunner LLP

(80) **Hague Agreement Data**

Int. Filing Date: **Apr. 25, 2017**  
Int. Reg. No.: **DM/097339**  
Int. Reg. Date: **Apr. 25, 2017**  
Int. Reg. Pub. Date: **Aug. 25, 2017**

(57) **CLAIM**

The ornamental design for a flying car, as shown and described.

(30) **Foreign Application Priority Data**

Oct. 25, 2016 (EM) ..... 003434018

(51) **LOC (11) Cl.** ..... **12-07**

(52) **U.S. Cl.**  
USPC ..... **D12/319**

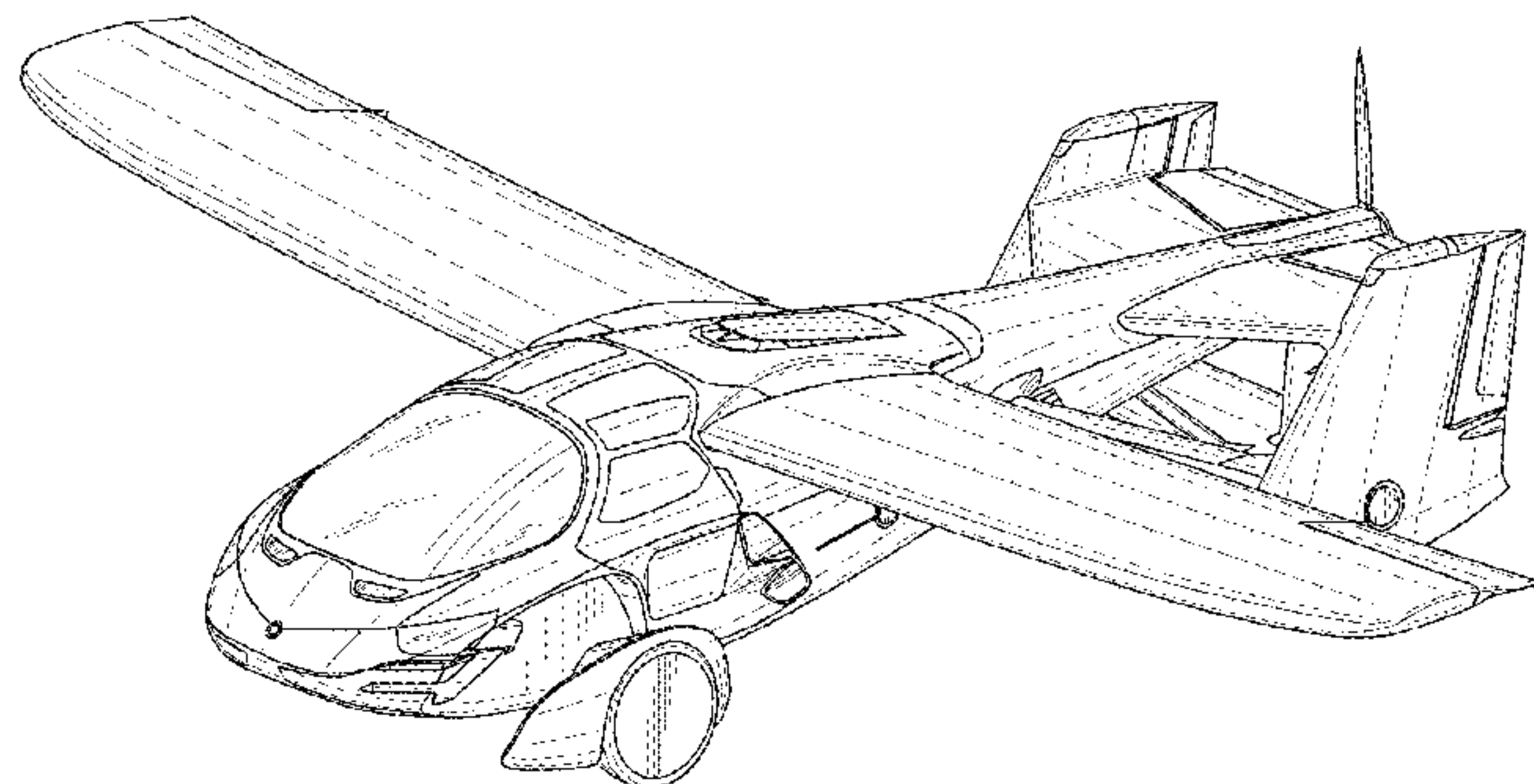
(58) **Field of Classification Search**  
USPC ..... D12/16.1, 319–322, 324–327, 330,  
D12/333–345; D21/430, 436, 437,  
D21/441–449, 451  
CPC . B60F 5/02; B64C 27/14; B64C 27/08; B64C  
37/00

See application file for complete search history.

**DESCRIPTION**

Fig. 1.1 is a top, front, and left side perspective view of a flying vehicle where the wings are in a closed configuration, showing our new design;  
Fig. 1.2 is a front elevation view thereof;  
Fig. 1.3 is a rear elevation view thereof;  
Fig. 1.4 is a left side elevation view thereof;  
Fig. 1.5 is a top plan view thereof;  
Fig. 1.6 is a bottom plan view thereof; and  
Fig. 1.7 is a top, front, and left side perspective plan view thereof where the wings and the propeller are in the open configuration.

**1 Claim, 7 Drawing Sheets**



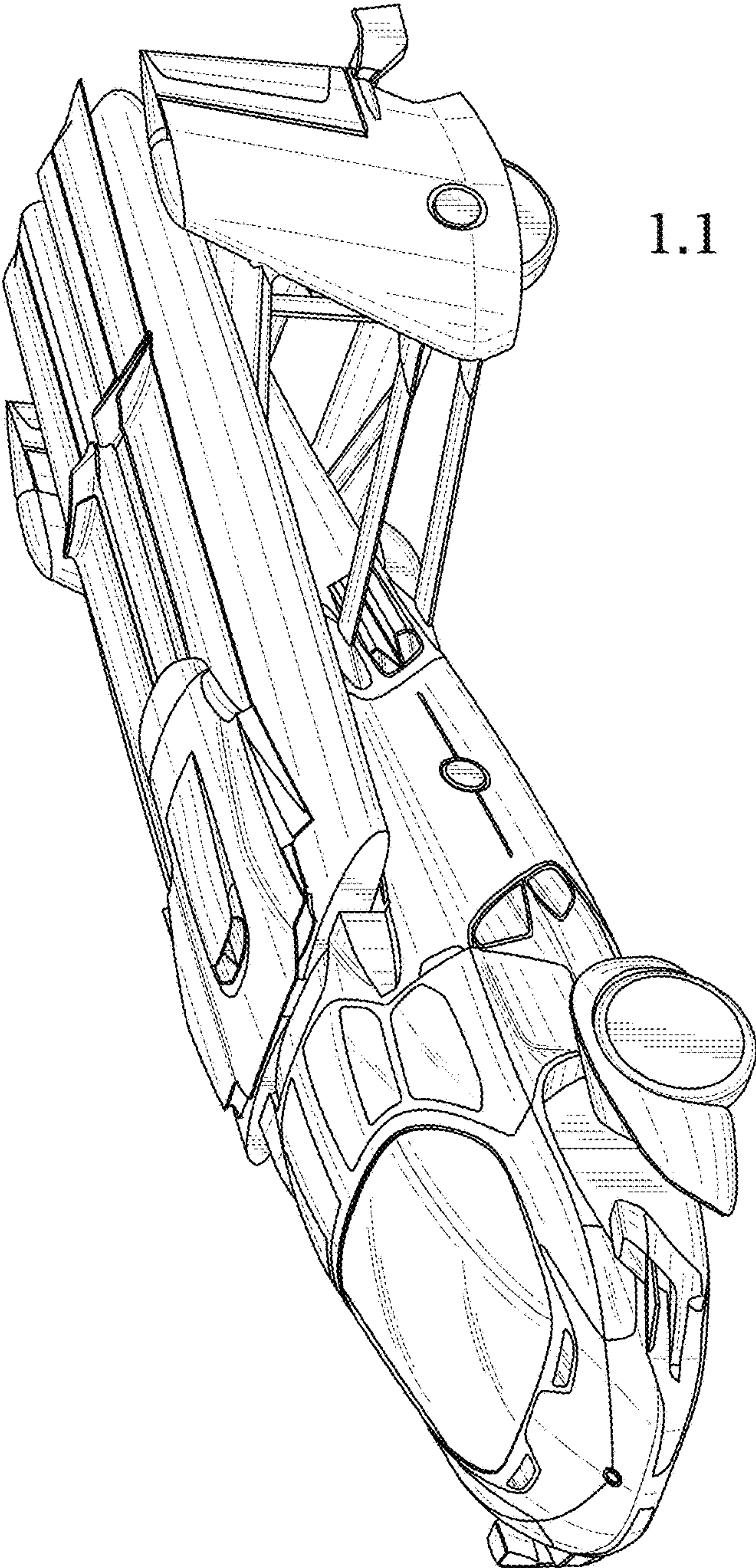
(56)

**References Cited**

U.S. PATENT DOCUMENTS

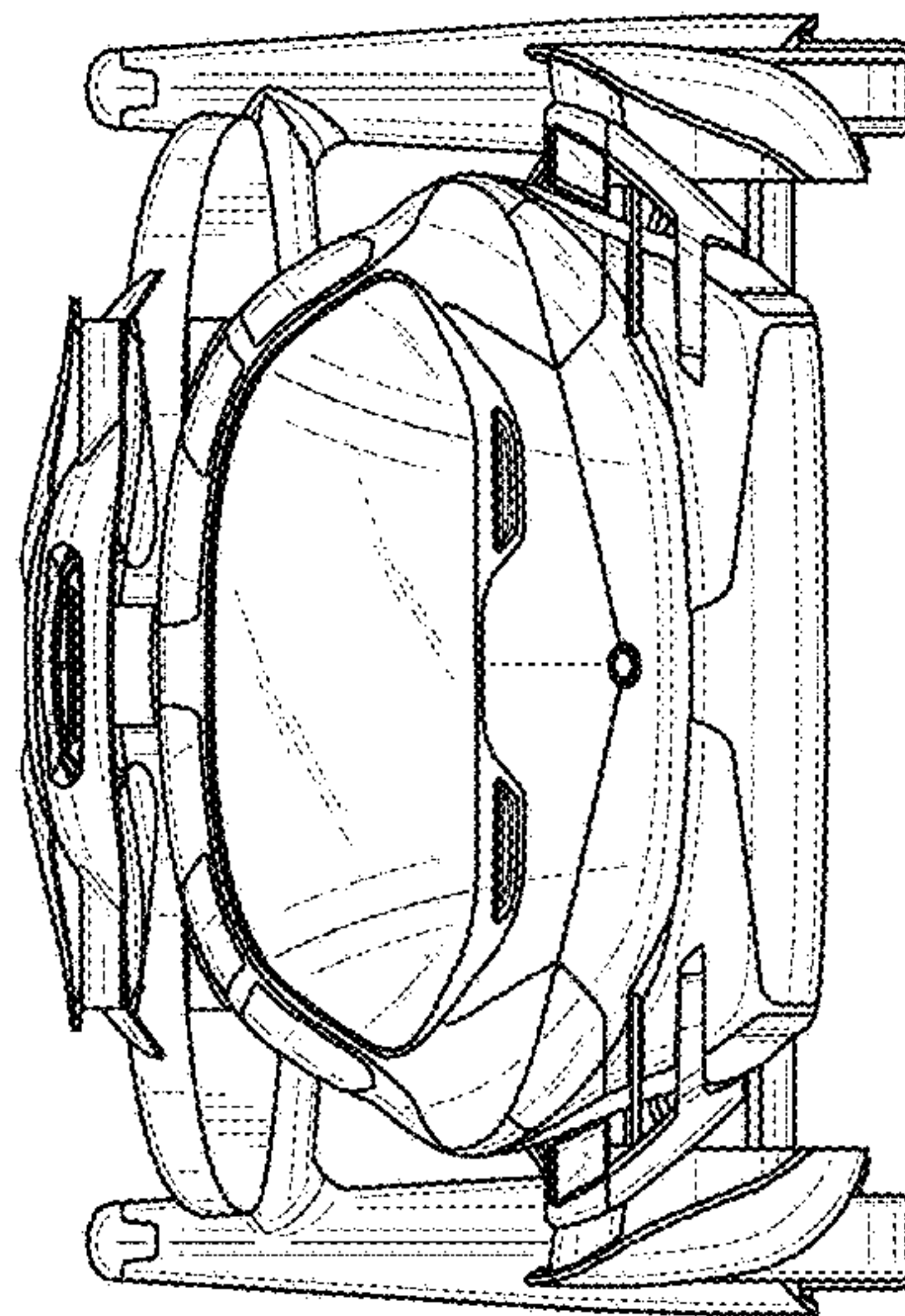
2018/0056743 A1\* 3/2018 Zhou ..... B60F 5/02  
2018/0065435 A1\* 3/2018 Barot ..... B60F 5/02

\* cited by examiner



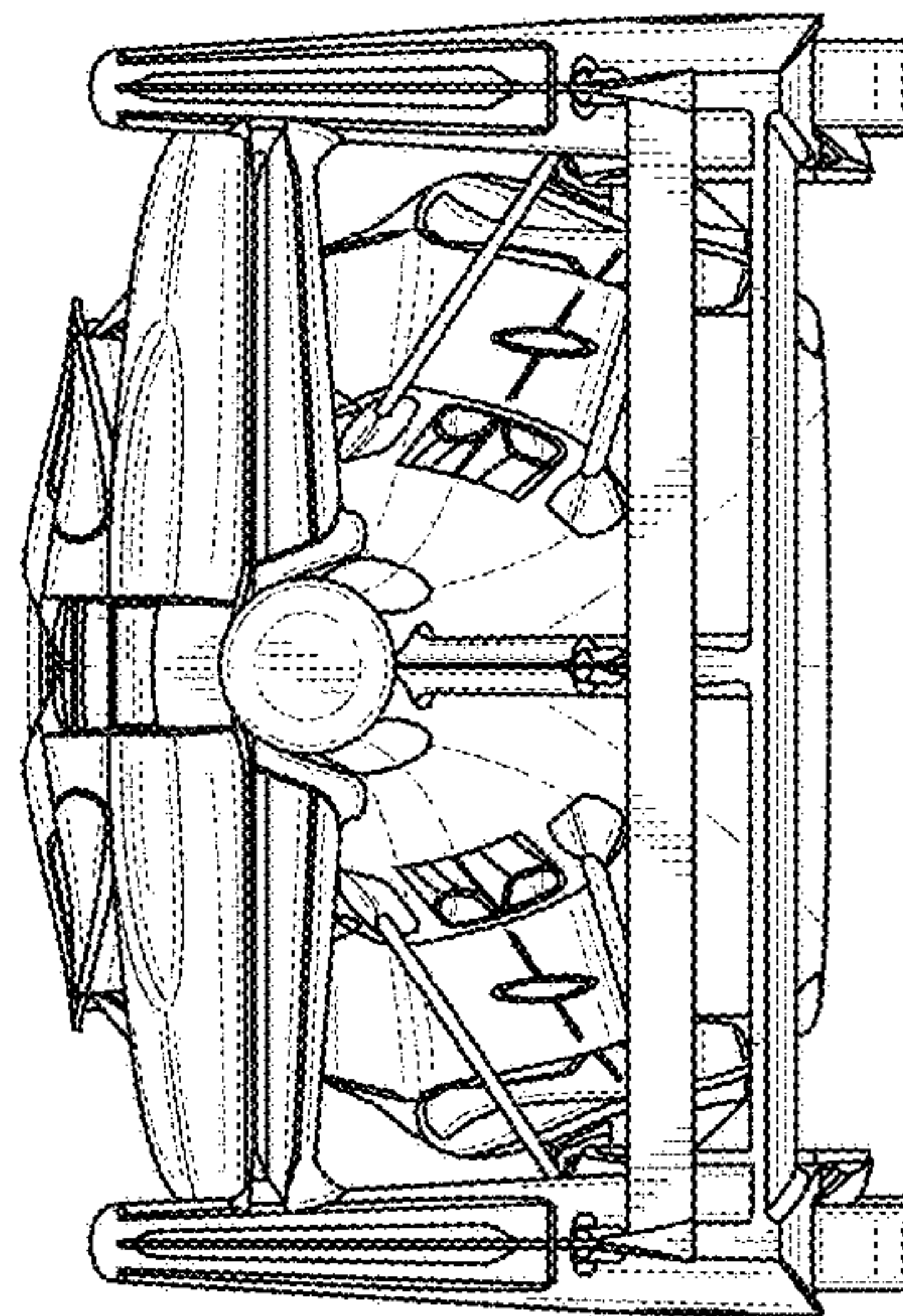
1.1

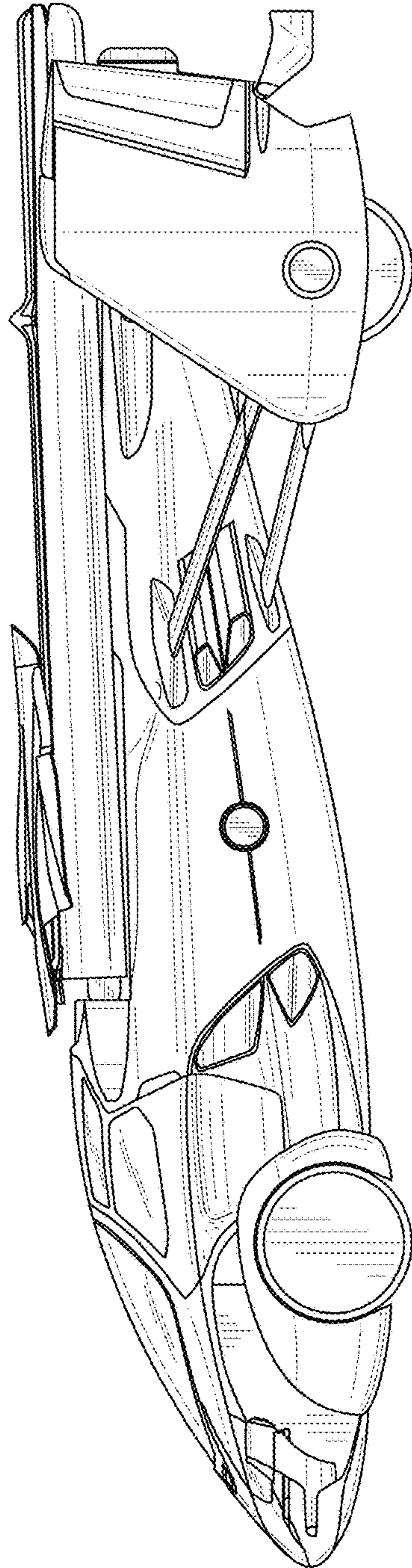
1.2



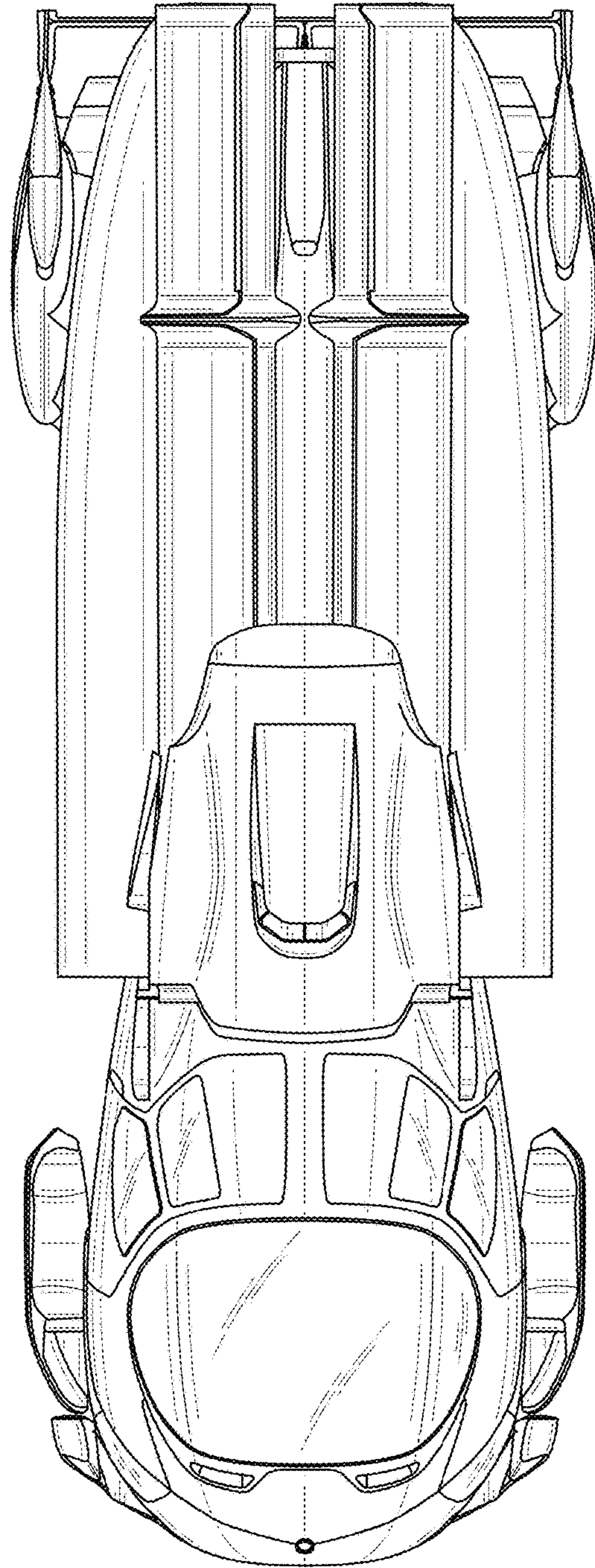


1.3

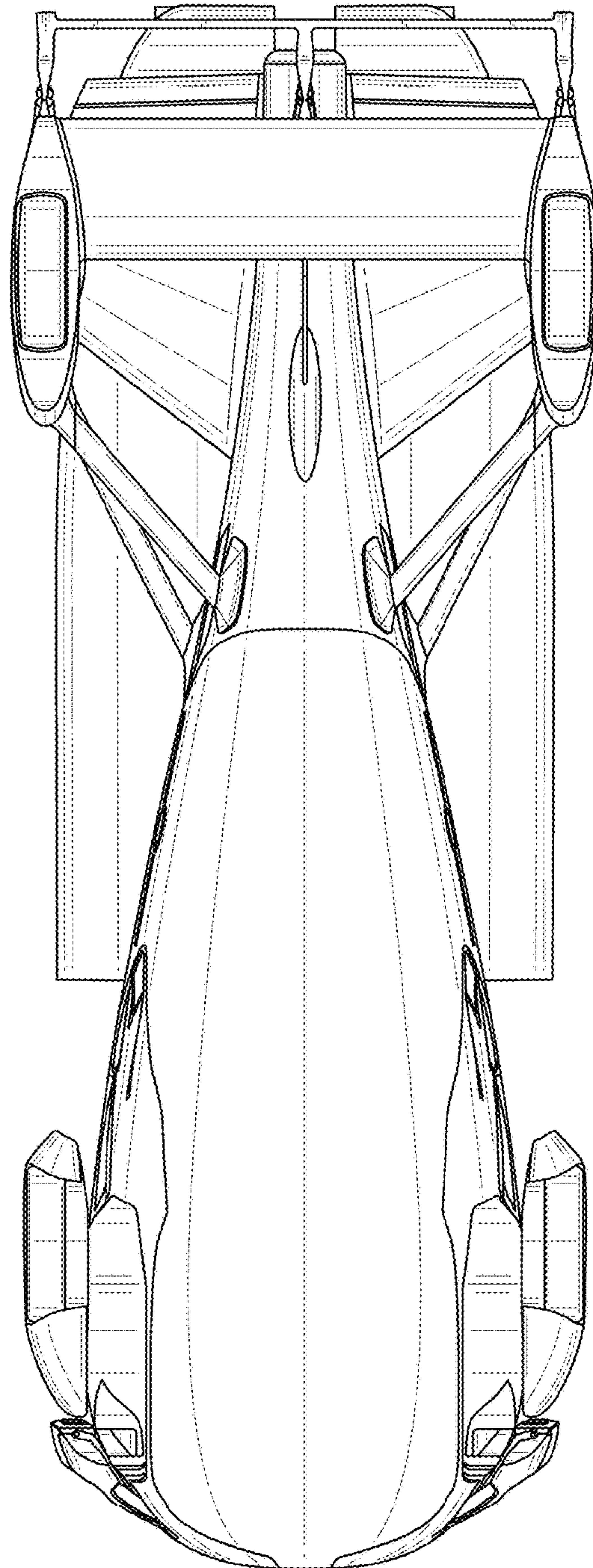




1.4



1.5



1.6



