

US00D843298S

(12) **United States Design Patent**  
**Hodges et al.**

(10) **Patent No.:** **US D843,298 S**

(45) **Date of Patent:** **\*\* Mar. 19, 2019**

(54) **VEHICLE WHEEL**

(71) Applicant: **Rolling Big Power**, City of Industry, CA (US)

(72) Inventors: **Frank Hodges**, City of Industry, CA (US); **Kelleigh Ash**, City of Industry, CA (US)

(73) Assignee: **Pilot Inc.**, City of Industry, CA (US)

(\*\*) Term: **15 Years**

(21) Appl. No.: **29/623,954**

(22) Filed: **Oct. 27, 2017**

(51) **LOC (11) Cl.** ..... **12-16**

(52) **U.S. Cl.**  
USPC ..... **D12/209**

(58) **Field of Classification Search**  
USPC ..... D12/204–213  
CPC .... B60B 7/00; B60B 7/02; B60B 7/04; B60B 7/01; B60B 7/06; B60B 3/04; B60B 1/00; B60B 3/10; B60B 1/10; B60B 1/08; B60B 3/06; B60B 1/12; B60B 3/02  
See application file for complete search history.

(56) **References Cited**

**U.S. PATENT DOCUMENTS**

D425,471 S \* 5/2000 Hussaini ..... D12/209  
D437,820 S \* 2/2001 Fitzgerald ..... D12/209  
D664,908 S \* 8/2012 Kim ..... D12/209

D671,475 S \* 11/2012 Juergens ..... D12/209  
D683,680 S \* 6/2013 Kito ..... D12/204  
D685,710 S \* 7/2013 Hanaoka ..... D12/204  
D686,133 S \* 7/2013 Juergens ..... D12/209  
D697,858 S \* 1/2014 Kito ..... D12/209  
D710,286 S \* 8/2014 Yamaguchi ..... D12/209  
D738,280 S \* 9/2015 Hale ..... D12/209  
D744,400 S \* 12/2015 Watanuki ..... D12/209  
D757,625 S \* 5/2016 Hu ..... D12/209  
D769,165 S \* 10/2016 Choi ..... D12/209  
D782,953 S \* 4/2017 Imazato ..... D12/209  
D799,399 S \* 10/2017 Chung ..... D12/211  
D823,432 S \* 7/2018 Oh ..... D23/209  
D828,266 S \* 9/2018 Garcia ..... D12/209  
D830,269 S \* 10/2018 Garcia ..... D12/209  
D830,271 S \* 10/2018 Aslam ..... D12/213

\* cited by examiner

*Primary Examiner* — Stacia A Cadmus

(74) *Attorney, Agent, or Firm* — Sheridan Ross P.C.

(57) **CLAIM**

The ornamental design for a vehicle wheel, as shown and described.

**DESCRIPTION**



FIG. 1 is a front view of a vehicle wheel showing our new design;

FIG. 2 is a front perspective view thereof; and,

FIG. 3 is a rear view thereof.

The broken lines show portions of the vehicle wheel which form no part of the claimed design.

**1 Claim, 3 Drawing Sheets**






FIG.1




FIG.2

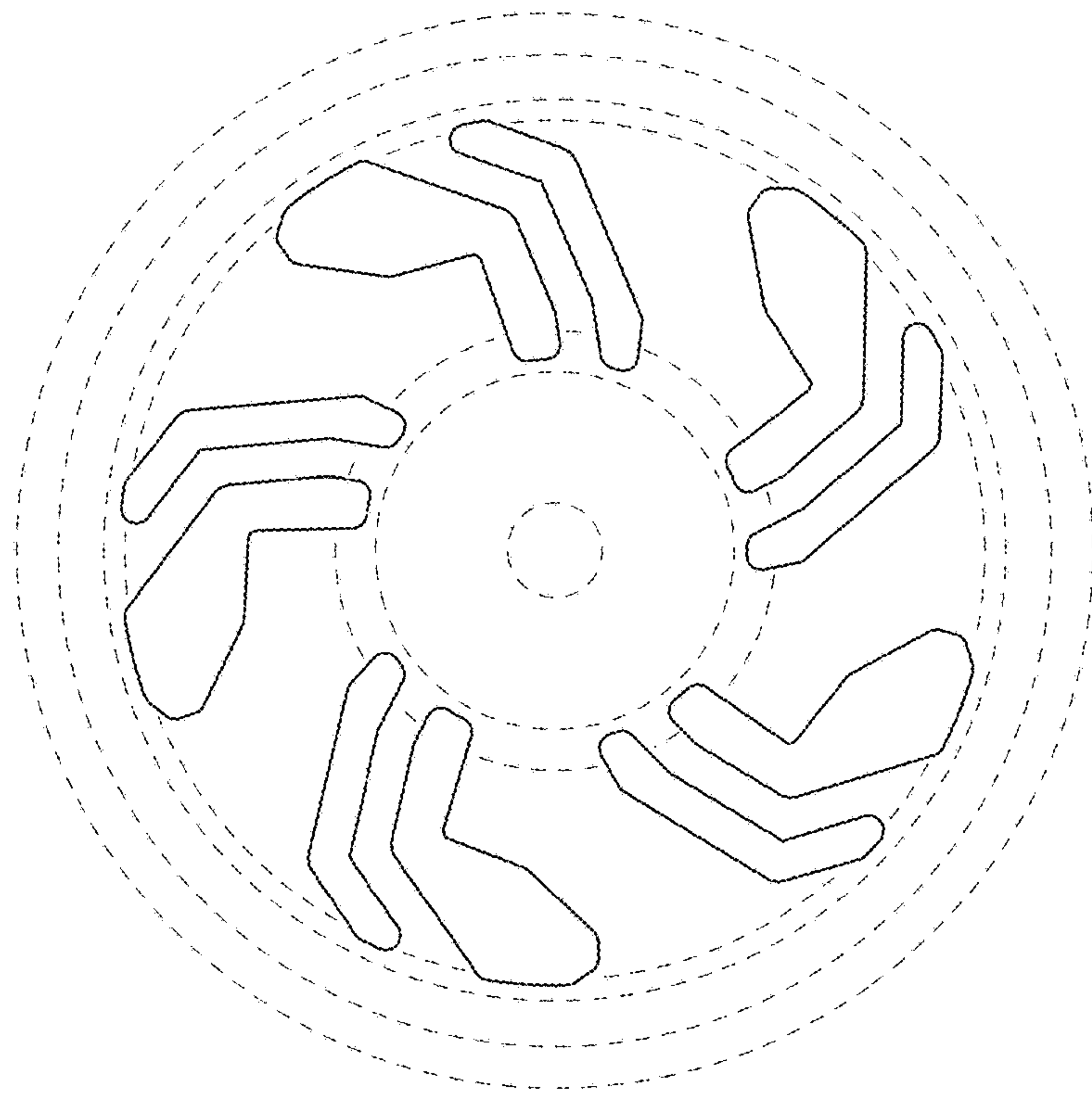


FIG.3

UNITED STATES PATENT AND TRADEMARK OFFICE  
**CERTIFICATE OF CORRECTION**

PATENT NO. : D843,298 S  
APPLICATION NO. : 29/623954  
DATED : March 19, 2019  
INVENTOR(S) : Frank Hodges and Kelleigh Ash

Page 1 of 1

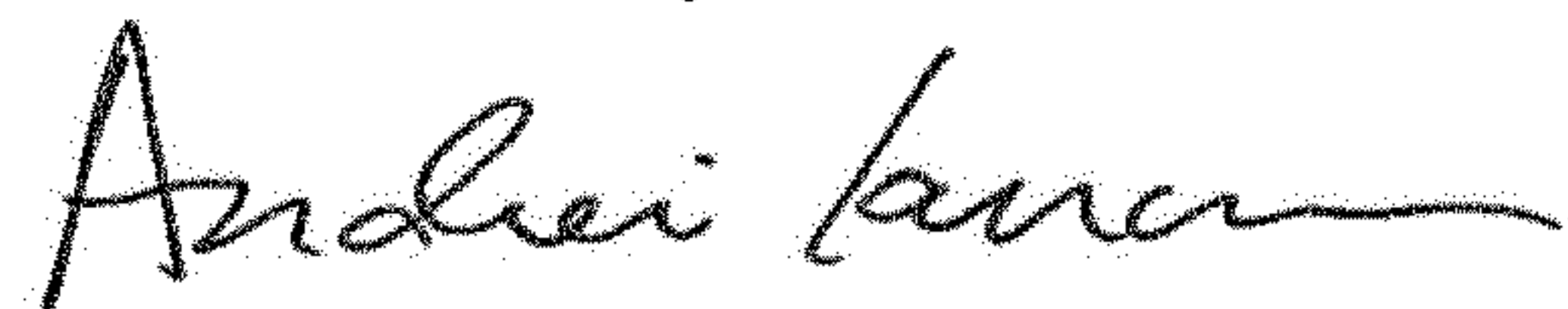
It is certified that error appears in the above-identified patent and that said Letters Patent is hereby corrected as shown below:

On the Title Page

Item (71) under Applicant:

Delete "Rolling Big Power" and insert --Pilot Inc.--

Signed and Sealed this  
Fourth Day of June, 2019



Andrei Iancu  
*Director of the United States Patent and Trademark Office*