



US00D843289S

(12) **United States Design Patent**  
**Boyes et al.**

(10) **Patent No.:** **US D843,289 S**  
(45) **Date of Patent:** **\*\* Mar. 19, 2019**

(54) **DOOR HANDLE**

(71) Applicant: **Jaguar Land Rover Limited**, Whitley,  
Coventry (GB)

(72) Inventors: **Sandy Boyes**, Coventry (GB); **Andy Webber**, Coventry (GB)

(73) Assignee: **Jaguar Land Rover Limited**, Whitley,  
Coventry (GB)

(\*\*) Term: **15 Years**

(21) Appl. No.: **29/600,695**

(22) Filed: **Apr. 14, 2017**

(30) **Foreign Application Priority Data**

Oct. 17, 2016 (EM) ..... 003421981-0001

(51) **LOC (11) Cl.** ..... **12-08**

(52) **U.S. Cl.**  
USPC ..... **D12/195**

(58) **Field of Classification Search**  
USPC ..... D12/184, 190, 412, 406, 414, 169, 167,  
D12/400, 196, 195, 155; D8/94, 316,  
D8/107, 319, 315, 300, 302, 301, 303, 45,  
D8/14  
CPC ..... E05B 17/10; E05B 77/06; E05B 79/06;  
E05B 85/12; B60N 3/026; B60Q 5/005  
See application file for complete search history.

(56) **References Cited**

U.S. PATENT DOCUMENTS

- 6,550,946 B2 \* 4/2003 Misawa ..... E05B 17/10  
362/100
- D507,471 S \* 7/2005 Schowalter ..... D8/306
- D529,850 S \* 10/2006 Yu ..... D12/195
- D535,865 S \* 1/2007 Nishio ..... D8/302
- D575,133 S \* 8/2008 Yamada ..... D8/302
- D588,895 S \* 3/2009 Eschweiler ..... D8/302
- D666,889 S \* 9/2012 Yu ..... D8/302

- D806,507 S \* 1/2018 Nakano ..... D8/308
- 2009/0121515 A1 \* 5/2009 Shiono ..... B60N 3/026  
296/146.6
- 2015/0020460 A1 \* 1/2015 Collado ..... E05B 79/06  
49/504
- 2017/0107744 A1 \* 4/2017 Wilke ..... E05B 77/06
- 2017/0306666 A1 \* 10/2017 Kunimatsu ..... E05B 85/12
- 2018/0053398 A1 \* 2/2018 Kharbawi ..... B60Q 5/005

\* cited by examiner

*Primary Examiner* — Susan Bennett Hattan

*Assistant Examiner* — Jerry Shiuan-Hua Hsu

(74) *Attorney, Agent, or Firm* — Wood Herron & Evans  
LLP

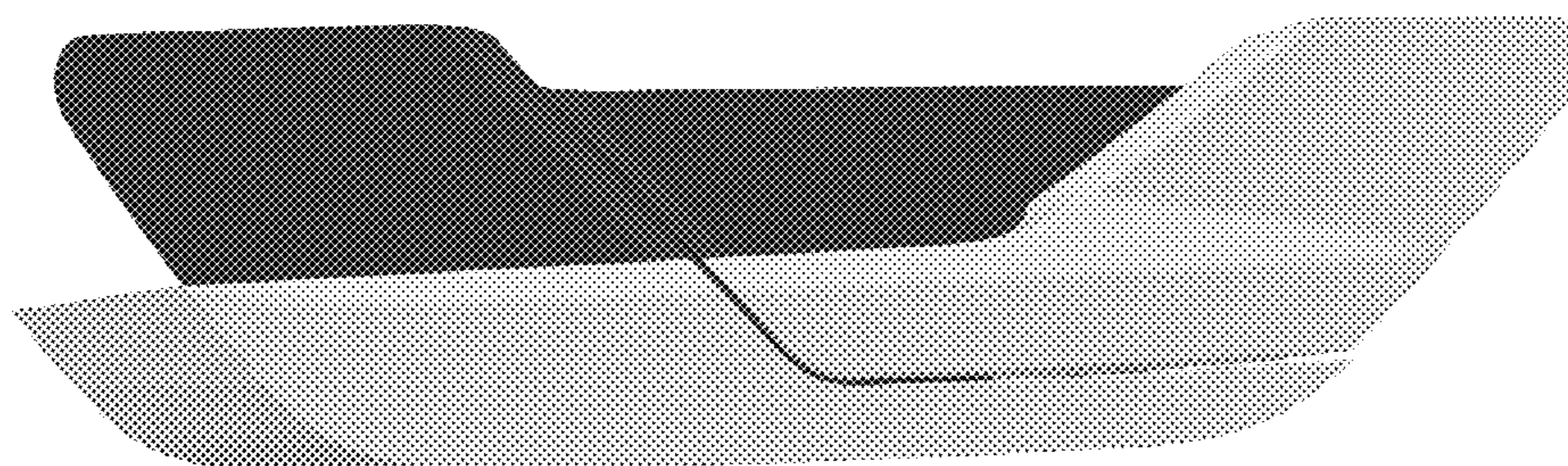
(57) **CLAIM**

The ornamental design for a door handle, as shown and described.

**DESCRIPTION**

FIG. 1 is a left front perspective view of a door handle, according to the present invention.  
 FIG. 2 is a right front perspective view thereof.  
 FIG. 3 is a right rear perspective view thereof.  
 FIG. 4 is a left rear perspective view thereof.  
 FIG. 5 is a front view thereof.  
 FIG. 6 is a rear view thereof.  
 FIG. 7 is a left side view thereof.  
 FIG. 8 is a right side view thereof.  
 FIG. 9 is a top view thereof; and,  
 FIG. 10 is a perspective of the door handle shown in FIGS. 1-9 mounted in the interior of a vehicle, with the rest of the interior of the vehicle shown in de-emphasized and half-tone portions so as to illustrate environmental structure. These portions form no part of the claimed invention. More specifically, in FIG. 10, the inventive door handle is shown within the broken line, and any elements shown outside of the broken line form no part of the claimed invention, but are instead included to show environmental aspects thereof.

**1 Claim, 9 Drawing Sheets**



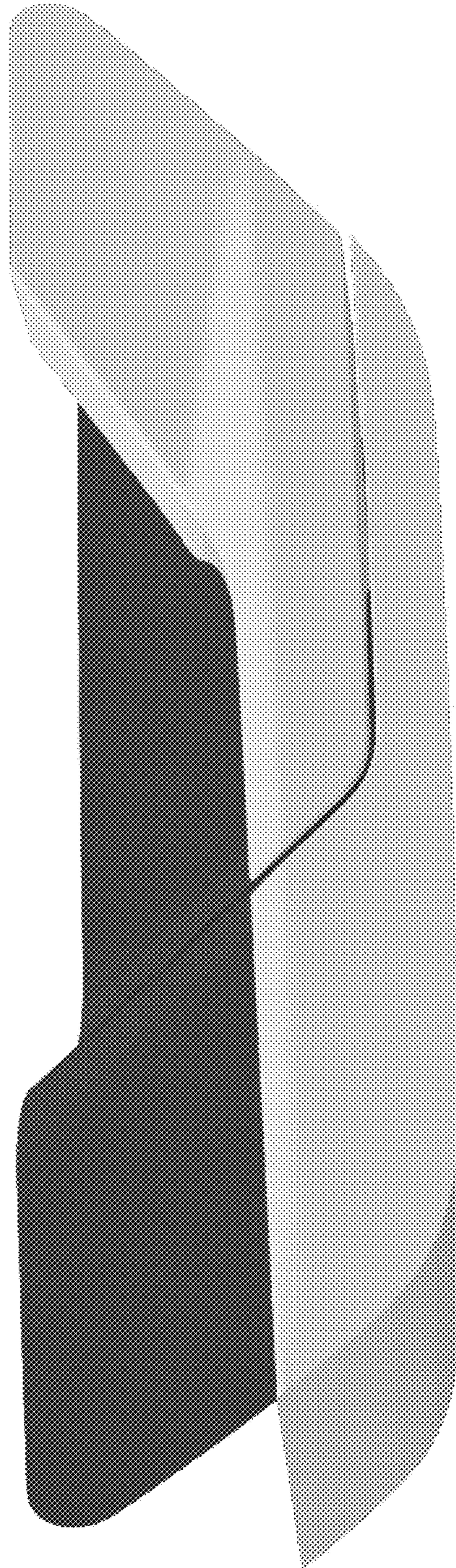


FIG. 1

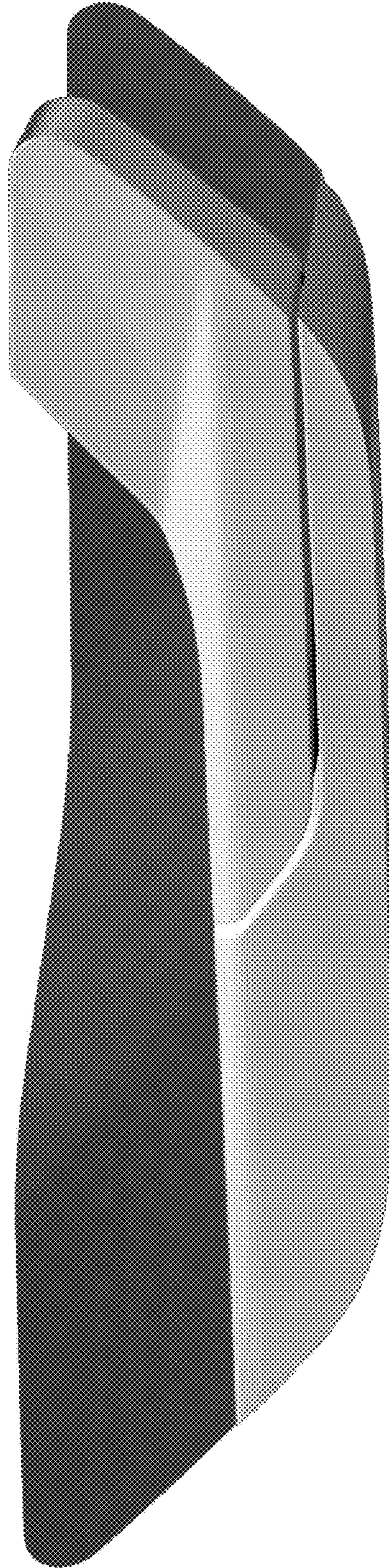


FIG. 2




FIG. 3




FIG. 4




FIG. 5




FIG. 6




FIG. 8




FIG. 7



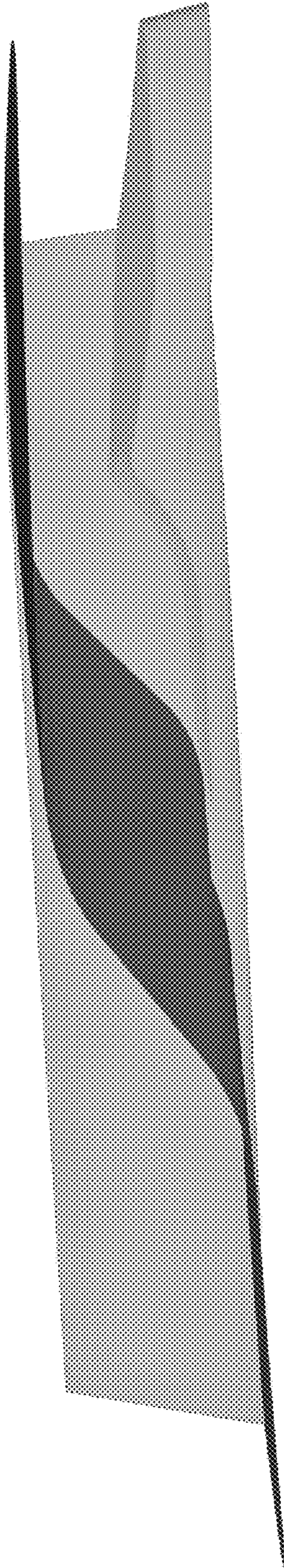


FIG. 9



FIG. 10