



US00D843277S

(12) **United States Design Patent** (10) **Patent No.:** **US D843,277 S**
Ojea (45) **Date of Patent:** **** Mar. 19, 2019**

(54) **REAR BUMPER FOR A VEHICLE**

D820,175 S * 6/2018 Ishigaki D12/169
D824,823 S * 8/2018 Yeo D12/169
D826,110 S * 8/2018 Kanai D12/169

(71) Applicant: **Bayerische Motoren Werke Aktiengesellschaft, Munich (DE)**

FOREIGN PATENT DOCUMENTS

(72) Inventor: **Jacobo Domínguez Ojea, Munich (DE)**

WO WO DM/069404 4/2008

(73) Assignee: **Bayerische Motoren Werke Aktiengesellschaft, Munich (DE)**

* cited by examiner

(**) Term: **15 Years**

Primary Examiner — Melody N Brown

(21) Appl. No.: **29/624,745**

(74) *Attorney, Agent, or Firm* — Crowell & Moring LLP

(22) Filed: **Nov. 3, 2017**

(57) **CLAIM**

The ornamental design for a rear bumper for a vehicle, as shown and described.

(30) **Foreign Application Priority Data**

DESCRIPTION

May 10, 2017 (DE) 40 2017 100 574

This application contains subject matter related to the following co-pending U.S. design patent applications:

(51) **LOC (11) Cl.** **12-16**

Application Ser. No. 29/624,716, filed herewith and entitled "Vehicle, Toy, and/or Replicas Thereof";

(52) **U.S. Cl.**

Application Ser. No. 29/624,718, filed herewith and entitled "Vehicle, Toy, and/or Replicas Thereof";

USPC **D12/169**

Application Ser. No. 29/624,742, filed herewith and entitled "Rear Bumper for a Vehicle"; and

(58) **Field of Classification Search**

USPC D12/169, 102, 113, 115, 117, 120; 296/180.1, 180.2

Application Ser. No. 29/624,743, filed herewith and entitled "Rear Bumper for a Vehicle".

CPC B60R 19/02; B60R 19/04; B62D 25/08
See application file for complete search history.

FIG. 1 is a front view of a rear bumper for a vehicle according to the design;

(56) **References Cited**

U.S. PATENT DOCUMENTS

D763,747 S * 8/2016 Hammoud D12/169
D764,986 S * 8/2016 Faghihzadeh D12/169
D784,867 S * 4/2017 Sahara D12/169
D787,989 S * 5/2017 Kozub D12/169
D788,657 S * 6/2017 Oohashi D12/169
D813,754 S * 3/2018 Loeb D12/169
D819,518 S * 6/2018 Minamiyama D12/169

FIG. 2 is a left, front perspective view thereof;

FIG. 3 is a right, front perspective view thereof;

FIG. 4 is a left side view thereof;

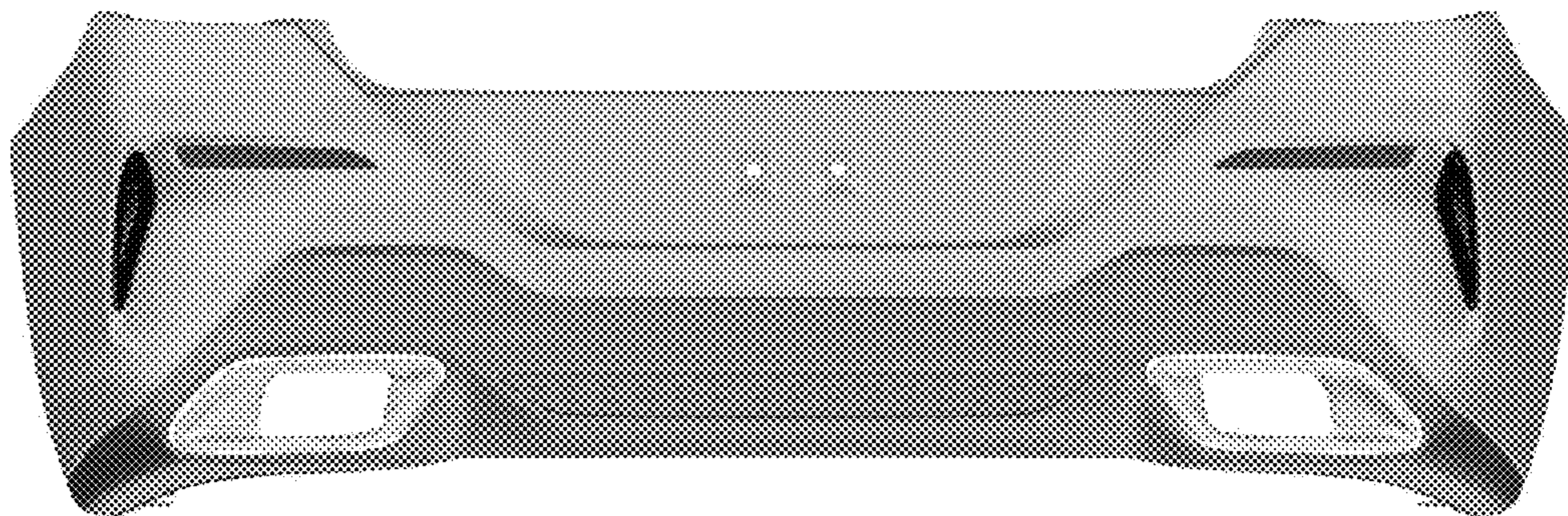
FIG. 5 is a right side view thereof;

FIG. 6 is a top view thereof;

FIG. 7 is a bottom view thereof; and,

FIG. 8 is a rear view thereof.

1 Claim, 8 Drawing Sheets






Fig. 1



Fig. 2



Fig. 3




Fig. 4

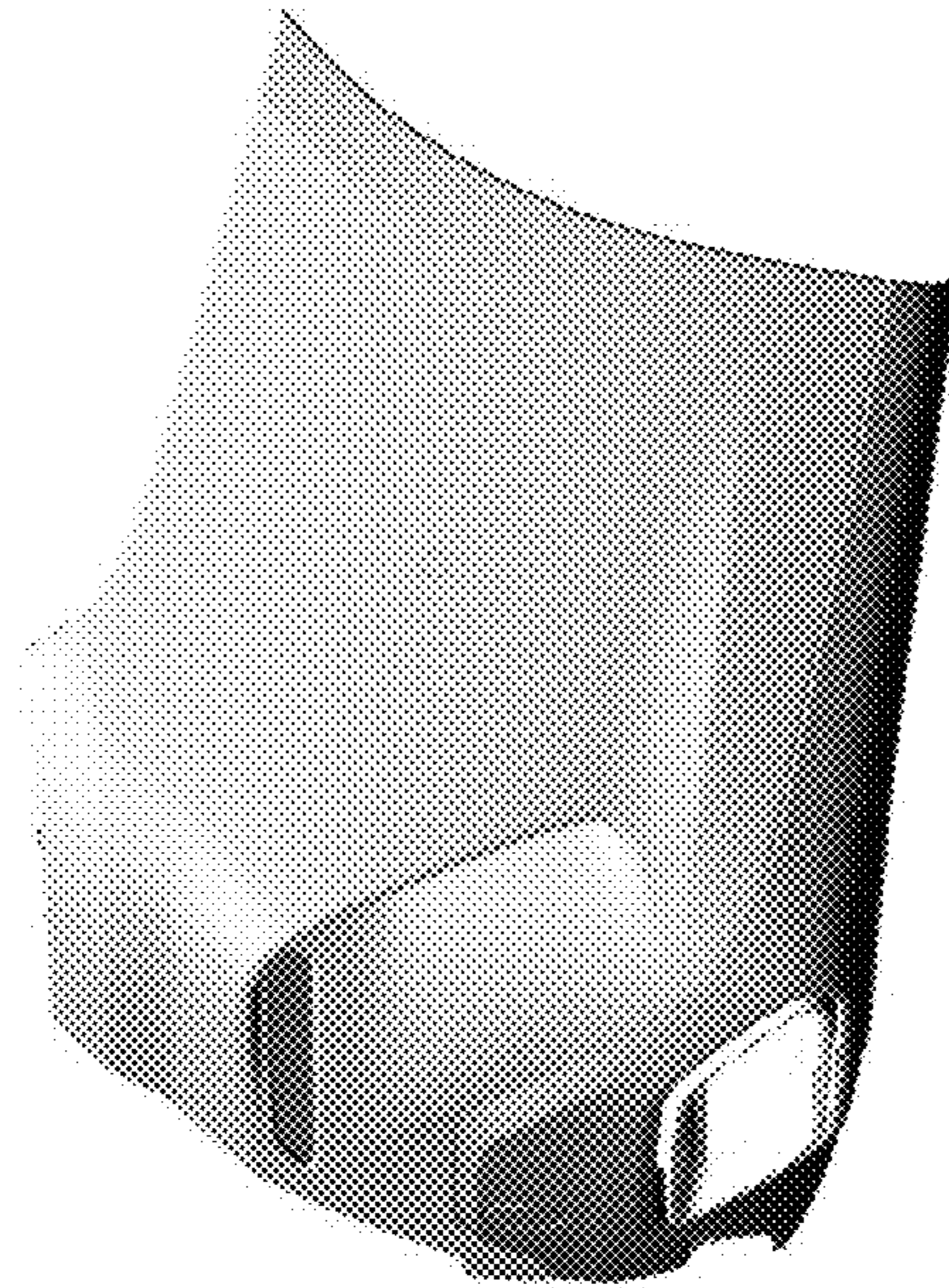


Fig. 5

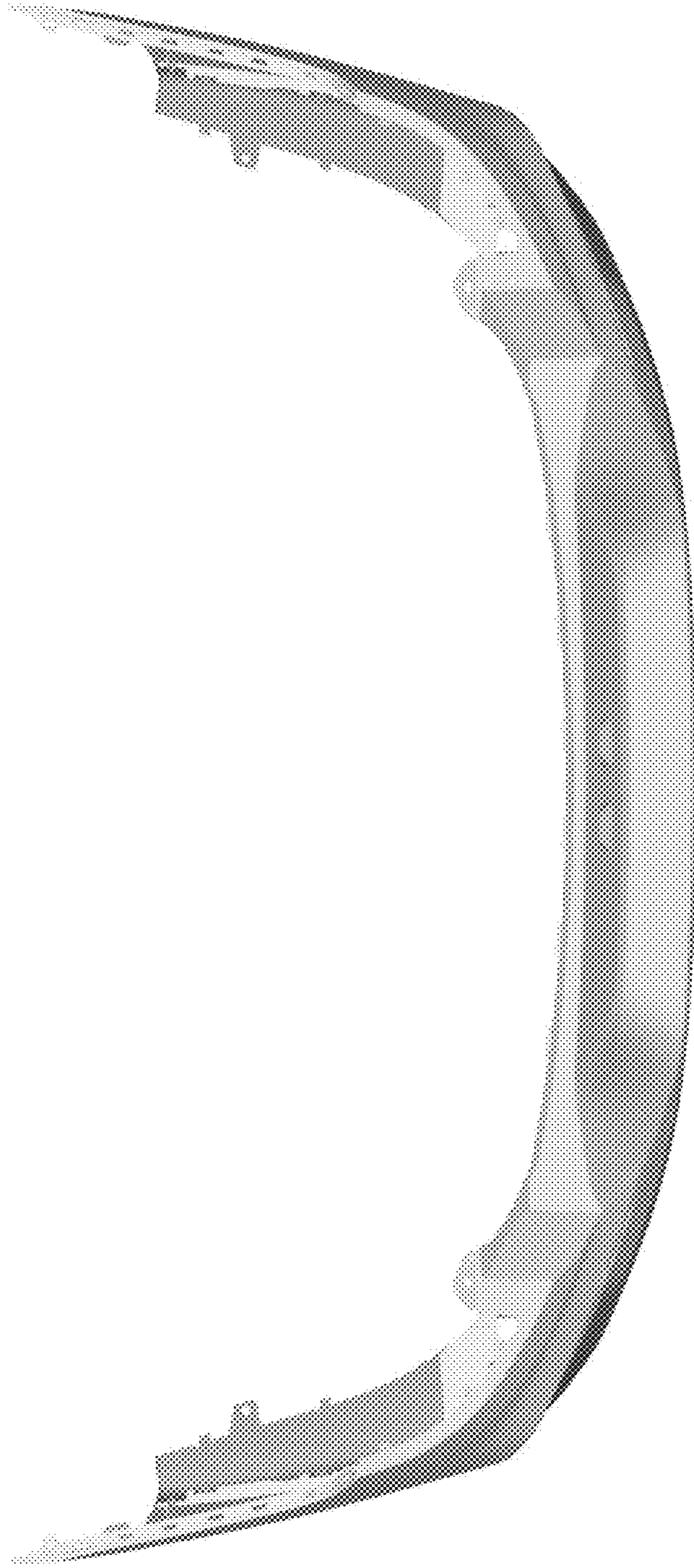


Fig. 6




Fig. 7




Fig. 8