



US00D843263S

(12) **United States Design Patent**
Elgamal

(10) **Patent No.:** **US D843,263 S**

(45) **Date of Patent:** **** Mar. 19, 2019**

- (54) **SUPPORT APPARATUS**
- (71) Applicant: **Wissam Elgamal**, Holmdel, NJ (US)
- (72) Inventor: **Wissam Elgamal**, Holmdel, NJ (US)
- (73) Assignee: **Wissam Elgamal**, Holmdel, NJ (US)
- (**) Term: **15 Years**
- (21) Appl. No.: **29/570,912**
- (22) Filed: **Jul. 13, 2016**
- (51) **LOC (11) Cl.** **11-02**
- (52) **U.S. Cl.**
USPC **D11/147; D11/143**
- (58) **Field of Classification Search**
USPC D11/143, 152, 153, 154, 118, 63, 64, 84,
D11/148, 147; D6/405, 680.2, 681.3,
D6/674; D8/1
CPC . A01G 9/021; A01G 9/02; A01G 9/00; B29C
51/04; A47G 33/06; A47G 33/126; A47G
7/041; A45C 11/16
See application file for complete search history.

- 6,038,812 A * 3/2000 Belokin A01G 5/04
229/123.2
- D456,469 S * 4/2002 Toettcher A47F 5/01
D21/658
- 6,389,744 B1 * 5/2002 Pugh A01G 9/12
211/181.1
- 6,471,166 B1 * 10/2002 Toettcher A47F 5/01
248/125.1
- 6,862,841 B2 * 3/2005 Ghiotti A01G 5/04
47/41.12
- D509,713 S * 9/2005 Gall D11/146
- D533,107 S * 12/2006 King D11/152
- D542,705 S * 5/2007 Peterson D11/147
- D576,073 S * 9/2008 Paniccia D11/152
- D641,568 S * 7/2011 Bugio D11/148
- D671,441 S * 11/2012 Luna D11/148
- 8,708,166 B1 * 4/2014 Crouch A01G 5/04
211/181.1

(Continued)

Primary Examiner — Sheryl Lane
(74) *Attorney, Agent, or Firm* — Gearhart Law LLC

(57) **CLAIM**

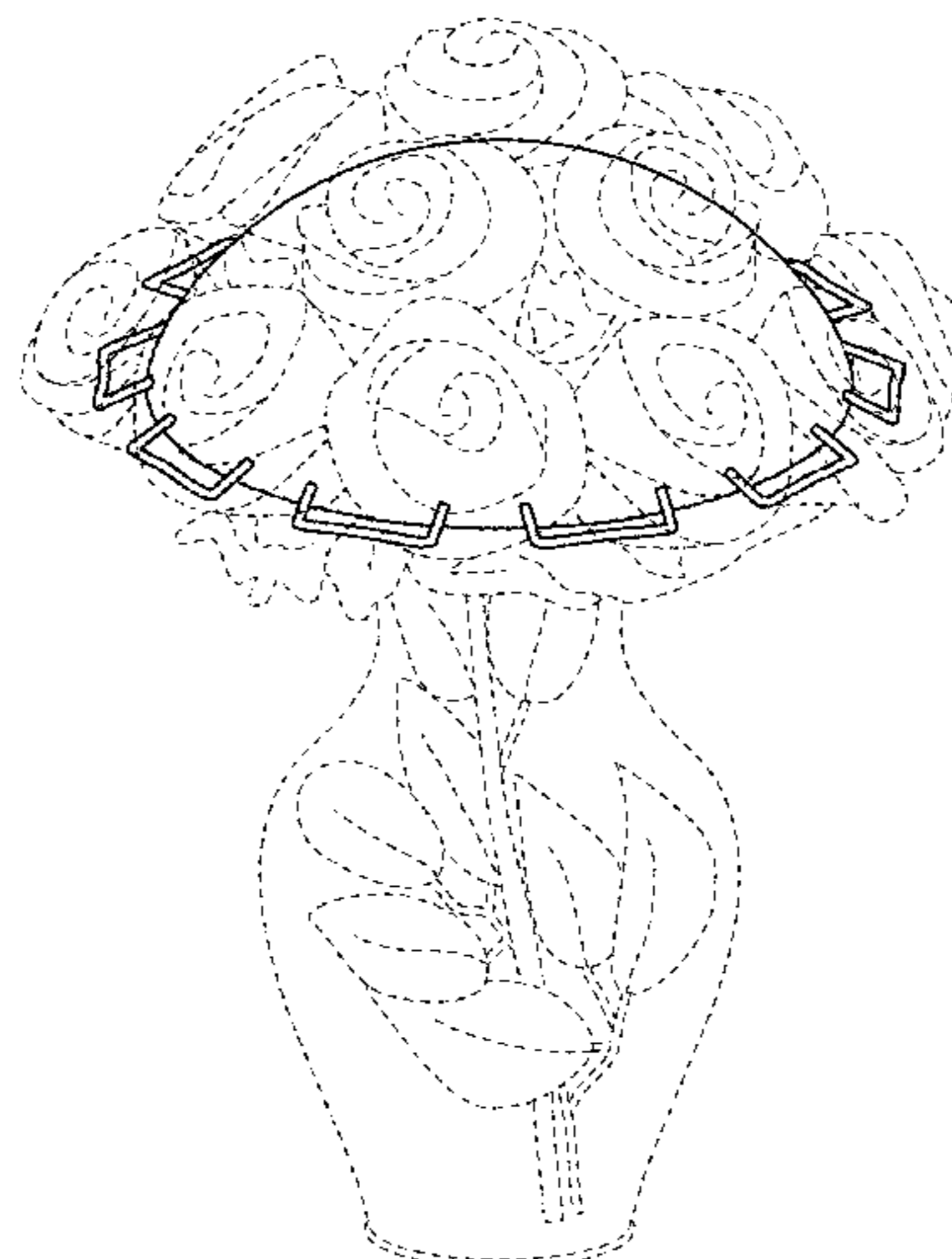
The ornamental design for a support apparatus, as shown and described.

DESCRIPTION

FIG. 1 is a perspective view of the support apparatus.
FIG. 2 is a front view thereof.
FIG. 3 is a back view thereof.
FIG. 4 is a right side view thereof.
FIG. 5 is a left side view thereof.
FIG. 6 is a top view of thereof.
FIG. 7 is a bottom view of thereof; and,
FIG. 8 is a cross sectional side view of the support apparatus.
The dotted lines shown in the drawings are used to illustrate the environment and form no part of the claimed design.
Further, the dotted lines shown in FIG. 8 forming portions of the support apparatus form no part of the claimed design.

1 Claim, 5 Drawing Sheets

- (56) **References Cited**
U.S. PATENT DOCUMENTS
- 456,175 A * 7/1891 Van Orman A47G 25/12
211/63
- 1,775,203 A * 9/1930 Krumholz A01G 5/04
47/41.01
- D210,302 S * 2/1968 Lansford D11/152
- 3,767,104 A * 10/1973 Bachman B65D 85/505
206/423
- D271,831 S * 12/1983 McGain D6/566
- D317,884 S * 7/1991 Spicer D11/147
- D348,858 S * 7/1994 Nuosce D11/148
- 5,347,752 A * 9/1994 Black A47G 7/07
248/911
- D378,287 S * 3/1997 Alligood D11/143



(56)

References Cited

U.S. PATENT DOCUMENTS

2006/0185231 A1* 8/2006 Barrett A47G 7/07
47/41.11

* cited by examiner

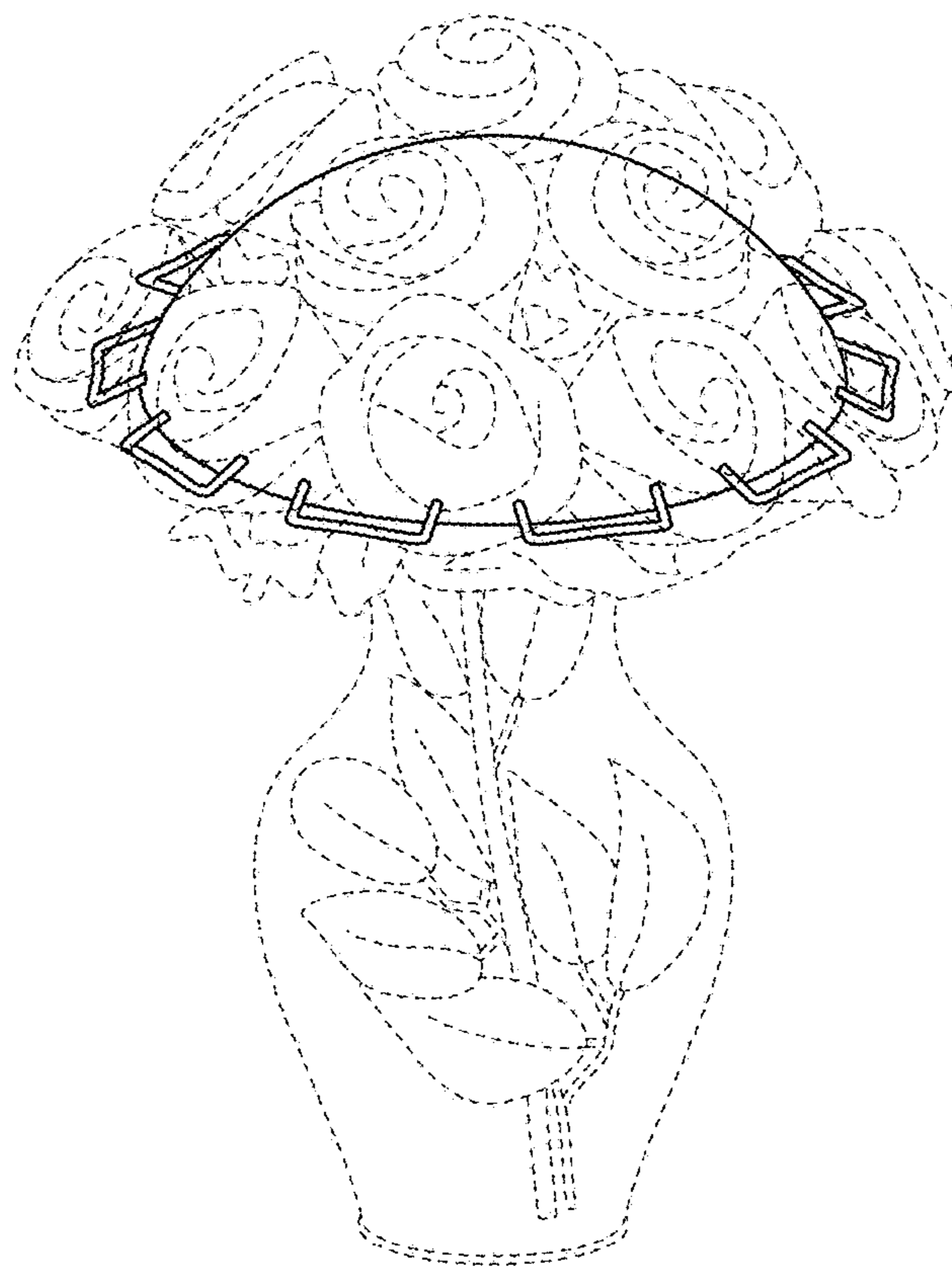


FIG. 1

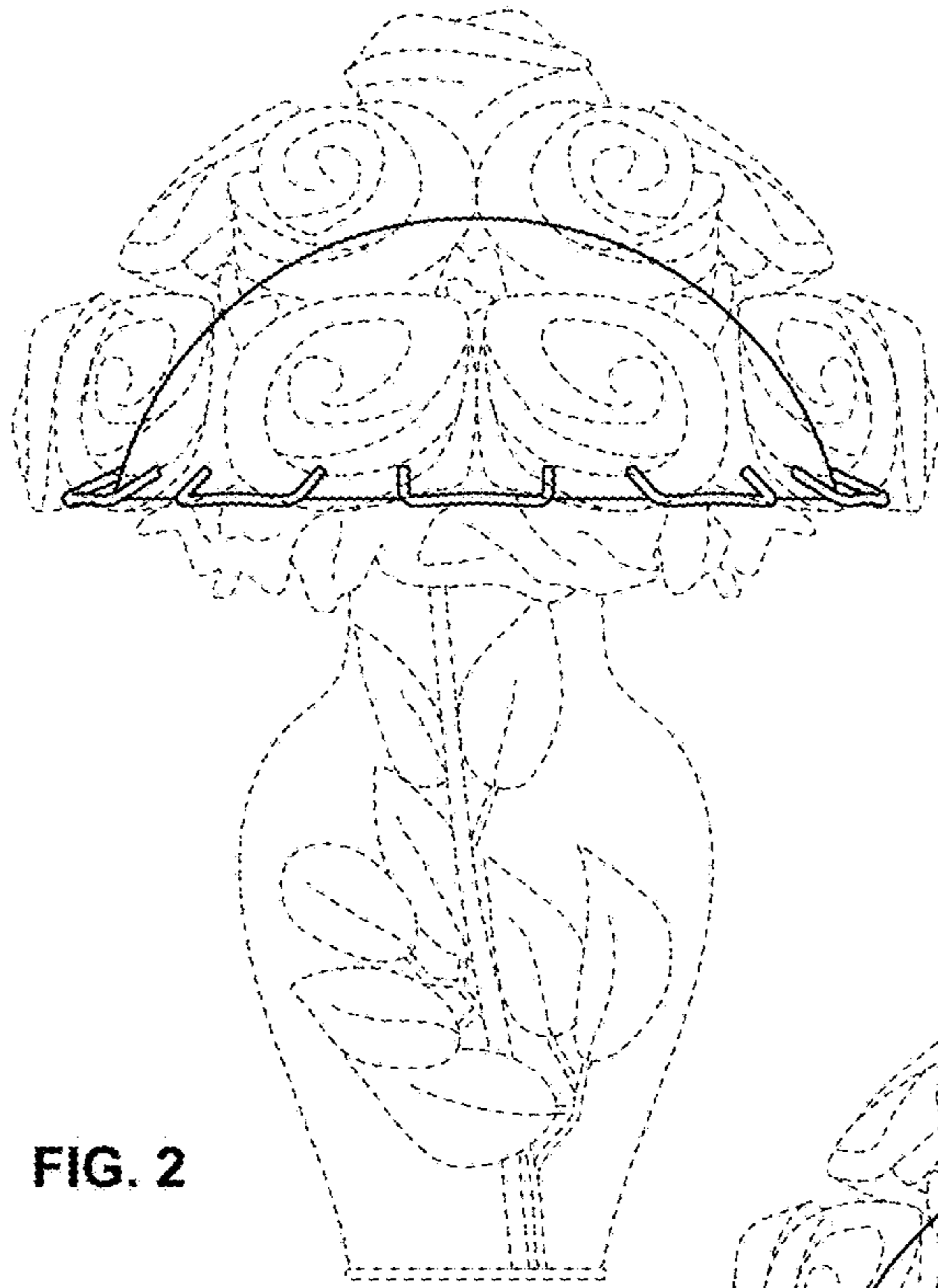


FIG. 2

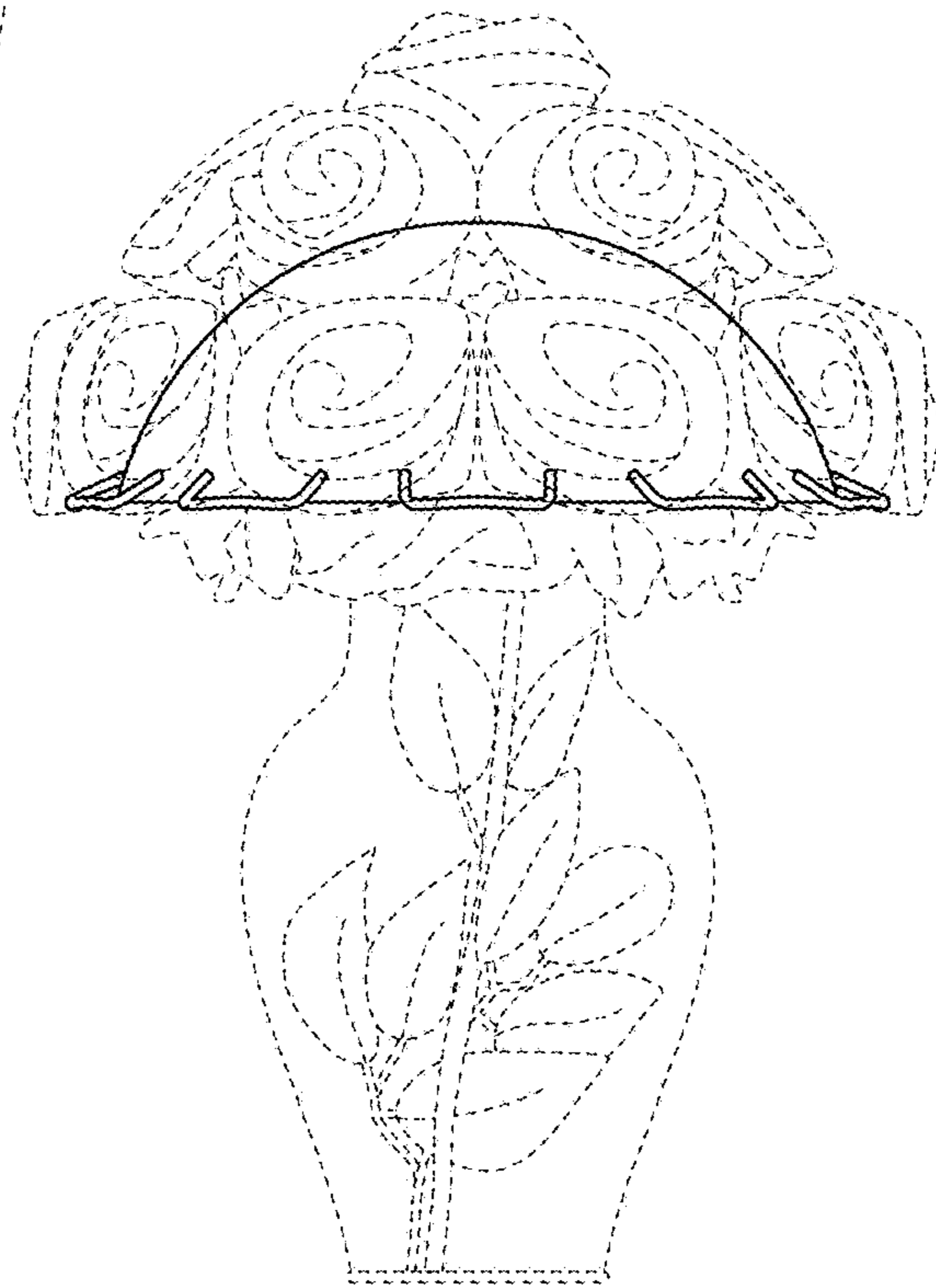


FIG. 3




FIG. 4




FIG. 5

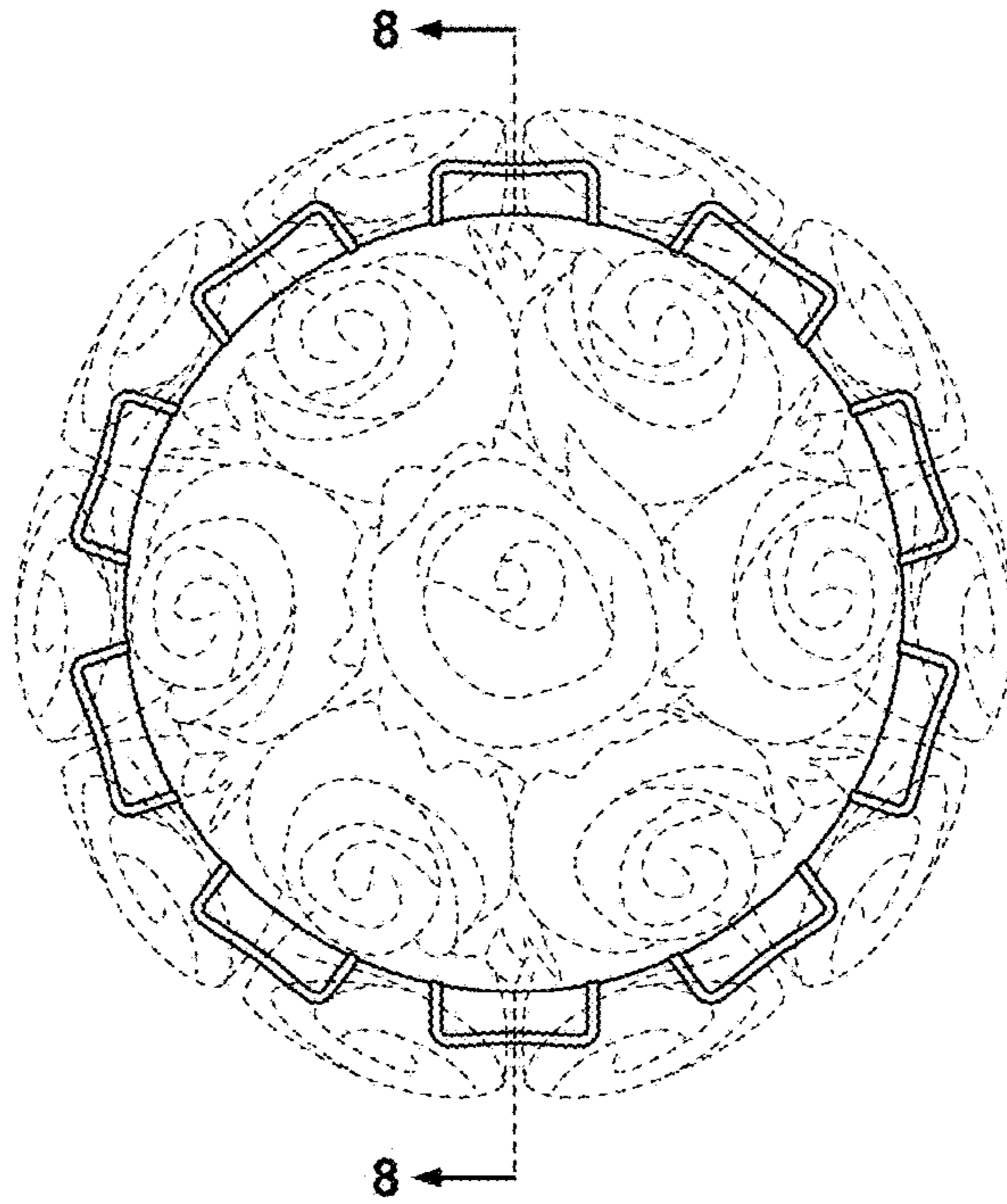


FIG. 6

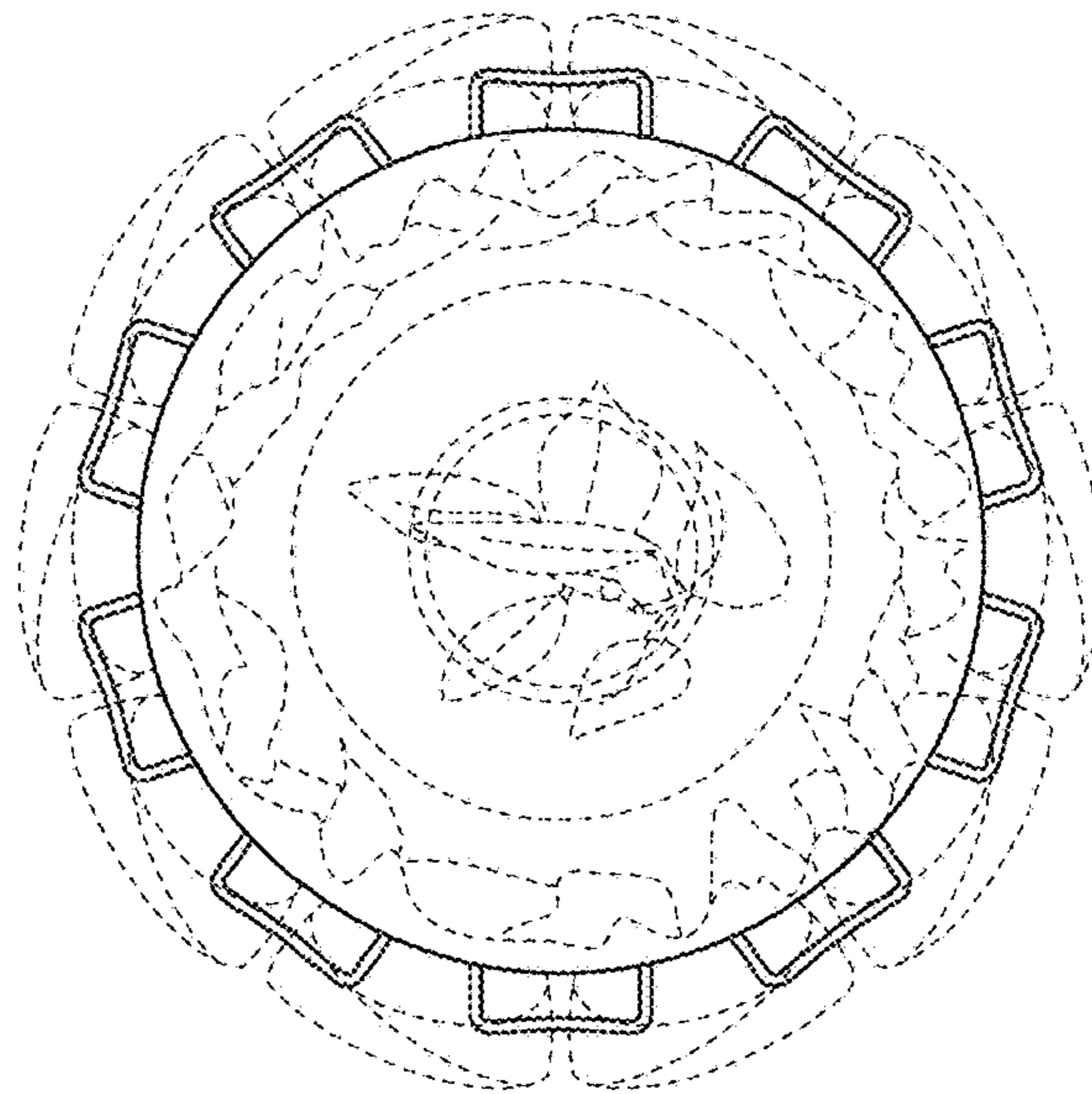


FIG. 7

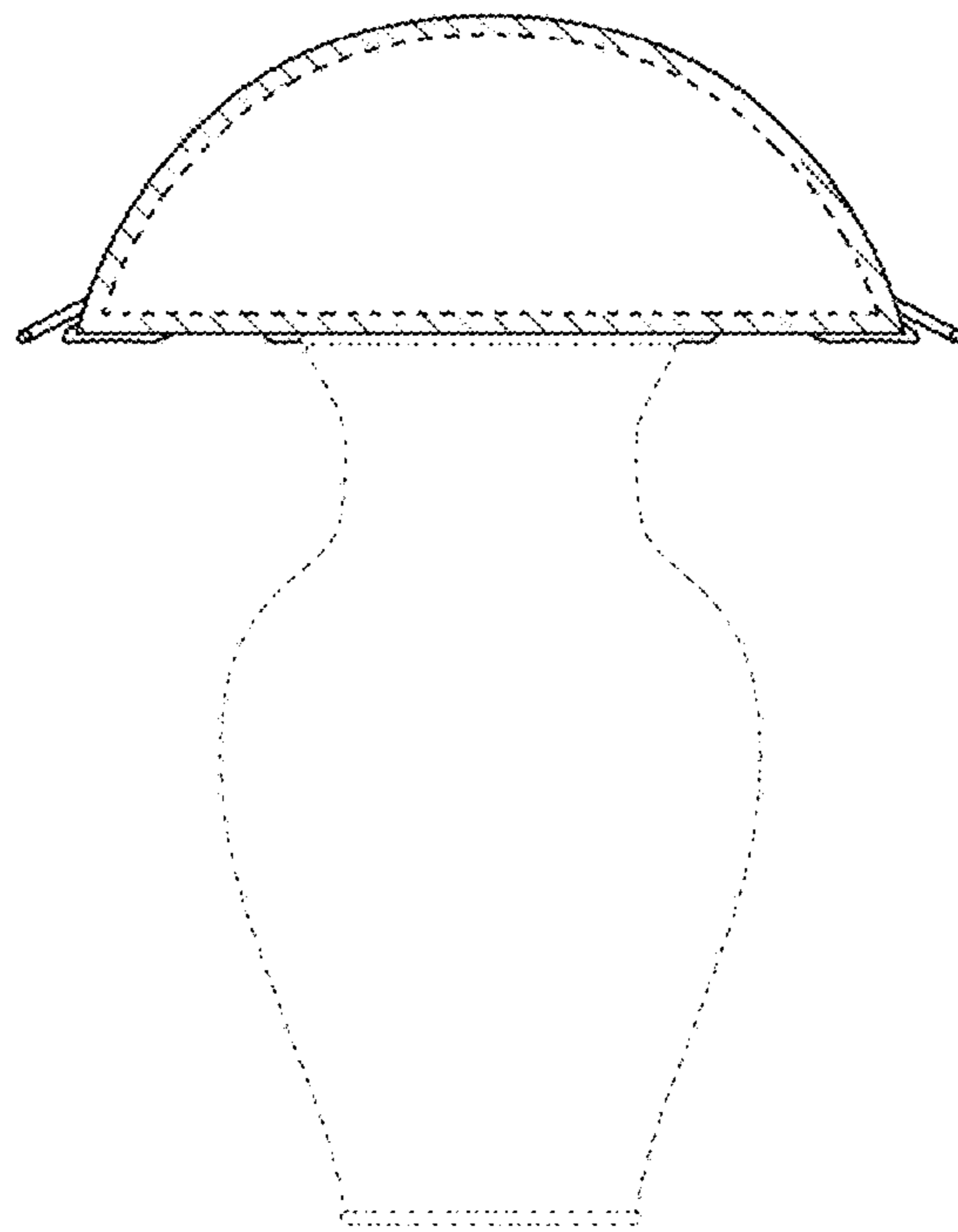


FIG. 8