



US00D843257S

(12) **United States Design Patent**
Silvestri

(10) **Patent No.:** **US D843,257 S**
(45) **Date of Patent:** **** Mar. 19, 2019**

(54) **BRACELET**

(71) Applicant: **Bulgari S.p.A.**, Rome (IT)

(72) Inventor: **Lucia Silvestri**, Rome (IT)

(73) Assignee: **Bulgari S.p.A.**, Rome (IT)

(**) Term: **15 Years**

(21) Appl. No.: **29/618,251**

(22) Filed: **Sep. 20, 2017**

(30) **Foreign Application Priority Data**

Mar. 21, 2017 (WO) DM/095406

(51) **LOC (11) Cl.** **11-01**

(52) **U.S. Cl.**
USPC **D11/16**

(58) **Field of Classification Search**
USPC D11/1-32, 34, 40-43, 79-83, 93;
D14/344; D10/30, 32
CPC A44C 1/00; A44C 5/00; A44C 5/0007;
A44C 5/0015; A44C 5/0023; A44C
5/003; A44C 5/0038; A44C 5/0046; A44C
5/0053; A44C 5/0061; A44C 5/0069;
A44C 5/0076; A44C 5/0084; A44C
5/0092

See application file for complete search history.

(56) **References Cited**

U.S. PATENT DOCUMENTS

D115,346 S *	6/1939	Mantz	D11/14
D129,635 S *	9/1941	De Rosa	D11/24
D146,779 S *	5/1947	Slater	D11/14
D152,729 S *	2/1949	Philippe	D11/12
D152,732 S *	2/1949	Philippe	D11/12
D156,746 S *	1/1950	Kent	D10/32
D161,875 S *	2/1951	Sand	D11/23
D172,432 S *	6/1954	Philippe	D11/14

D172,435 S *	6/1954	Philippe	D11/14
D173,746 S *	12/1954	Katz	D11/16
D176,692 S *	1/1956	Katz	D11/16
D176,694 S *	1/1956	Katz	D11/43
D356,519 S *	3/1995	Bulgari	D11/6
D398,543 S *	9/1998	Horvath	D10/32
D743,275 S *	11/2015	Riviere	D11/3
D743,276 S *	11/2015	Riviere	D11/3
D743,277 S *	11/2015	Riviere	D11/3
D758,211 S *	6/2016	Maffioli	D11/3
D761,147 S *	7/2016	Monachon	D11/12
D764,342 S *	8/2016	Bulgari	D11/42
D764,343 S *	8/2016	Bulgari	D11/43
D792,795 S *	7/2017	Cerrato	D11/3
D801,847 S *	11/2017	Dominguez	D11/3
D813,703 S *	3/2018	Silvestri	D11/4
D814,329 S *	4/2018	Marchand	D11/13
D814,942 S *	4/2018	Buonamassa Stigliani	...	D10/30

* cited by examiner

Primary Examiner — Cynthia Ramirez

Assistant Examiner — L. Martinez

(74) *Attorney, Agent, or Firm* — Stephen Kenny; Peter Sullivan; Foley Hoag LLP

(57) **CLAIM**

The ornamental design for a bracelet, as shown and described.

DESCRIPTION

FIG. 1 is a perspective view of the bracelet showing my new design.

FIG. 2 is a front view thereof.

FIG. 3 is a back view thereof.

FIG. 4 is a left side view thereof.


FIG. 5 is a right side view thereof.

FIG. 6 is a top view thereof; and,

FIG. 7 is a bottom view thereof.

The broken lines in the drawings illustrate portions of the bracelet that form no part of the claimed design.

1 Claim, 6 Drawing Sheets



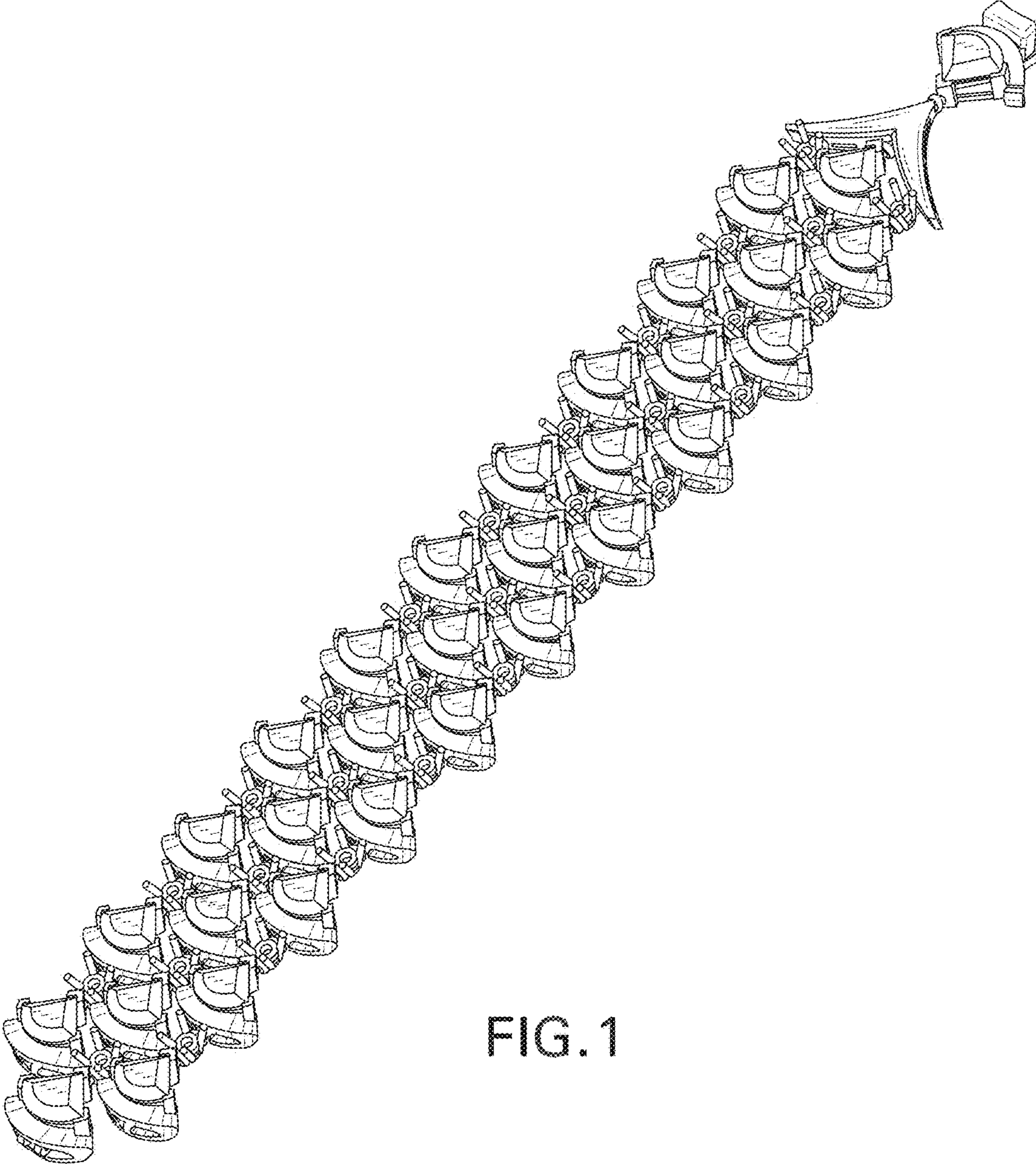


FIG. 1

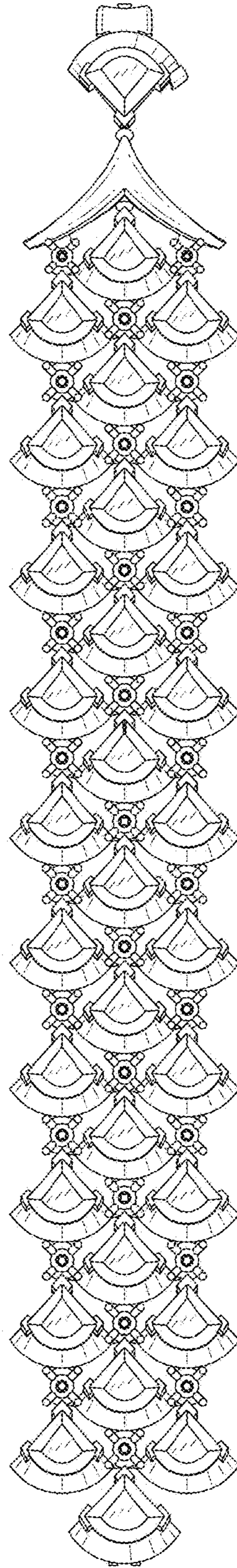


FIG. 2




FIG. 3




FIG. 4

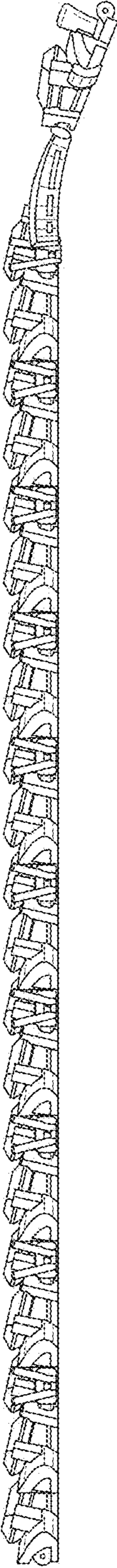


FIG. 5

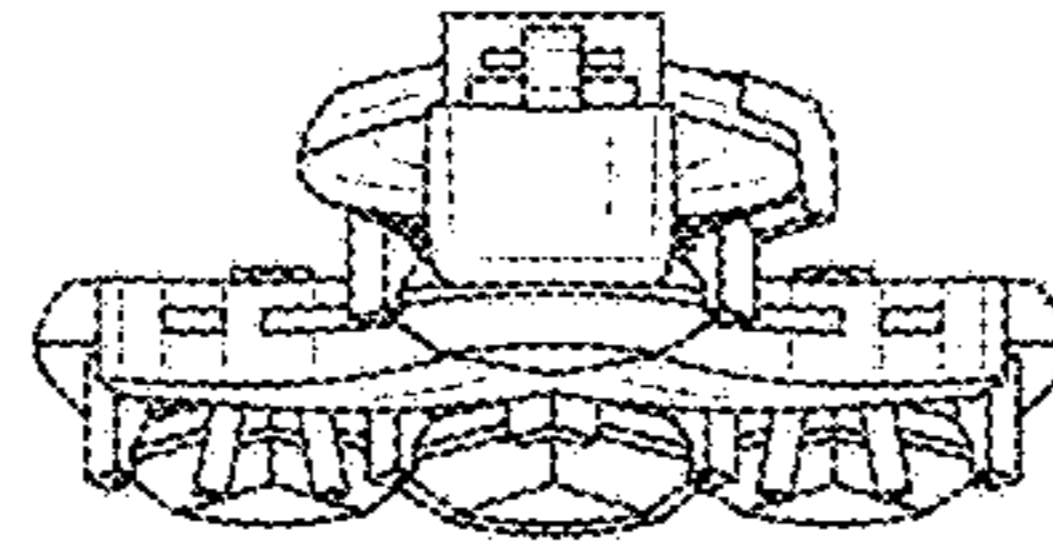


FIG. 6

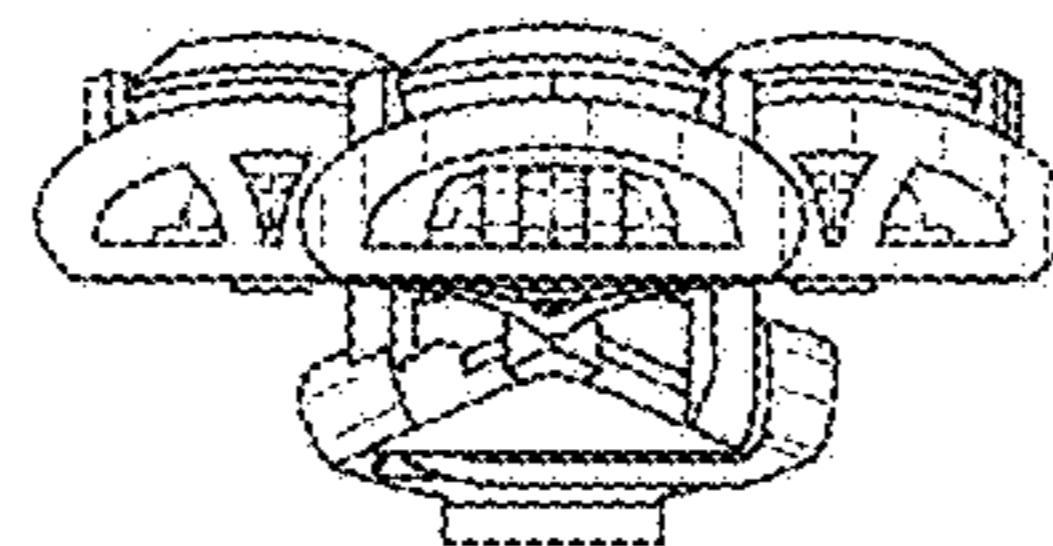


FIG. 7