



US00D843255S

(12) **United States Design Patent**
Gunn

(10) **Patent No.:** **US D843,255 S**

(45) **Date of Patent:** **** Mar. 19, 2019**

(54) **SECURITY ELECTRONICS HOUSING AND SUPPORT**

(71) Applicant: **Michael Gunn**, Midvale, UT (US)

(72) Inventor: **Michael Gunn**, Midvale, UT (US)

(**) Term: **15 Years**

(21) Appl. No.: **29/591,183**

(22) Filed: **Jan. 17, 2017**

(51) **LOC (11) Cl.** **10-06**

(52) **U.S. Cl.**
USPC **D10/121**

(58) **Field of Classification Search**
USPC D10/46, 103, 104.1, 106.1, 106.2, 106.3,
D10/106.5, 121
CPC G08B 17/00; G08B 17/06; G08B 17/10;
G08B 17/11; G08B 17/12; G08B 17/103;
G08B 17/107
See application file for complete search history.

(56) **References Cited**

U.S. PATENT DOCUMENTS

D252,208 S * 6/1979 Ooya D16/219
D403,606 S * 1/1999 Paton, Jr. D10/103
D605,184 S * 12/2009 Merial D14/238
D653,523 S * 2/2012 Wackwitz D15/138

D695,816 S * 12/2013 Raccah D16/242
D695,817 S * 12/2013 Raccah D16/242
D722,305 S * 2/2015 Lee D14/217
D735,066 S * 7/2015 Otsuki D10/103
D772,323 S * 11/2016 Hinkel D16/200
D778,189 S * 2/2017 Worden D10/104.1
D815,967 S * 4/2018 Ramasarma D10/104.1

* cited by examiner

Primary Examiner — George D. Kirschbaum

Assistant Examiner — Joseph J Kukella

(74) *Attorney, Agent, or Firm* — Durham Jones & Pinegar; Sarah W. Matthews; Randall B. Bateman

(57) **CLAIM**

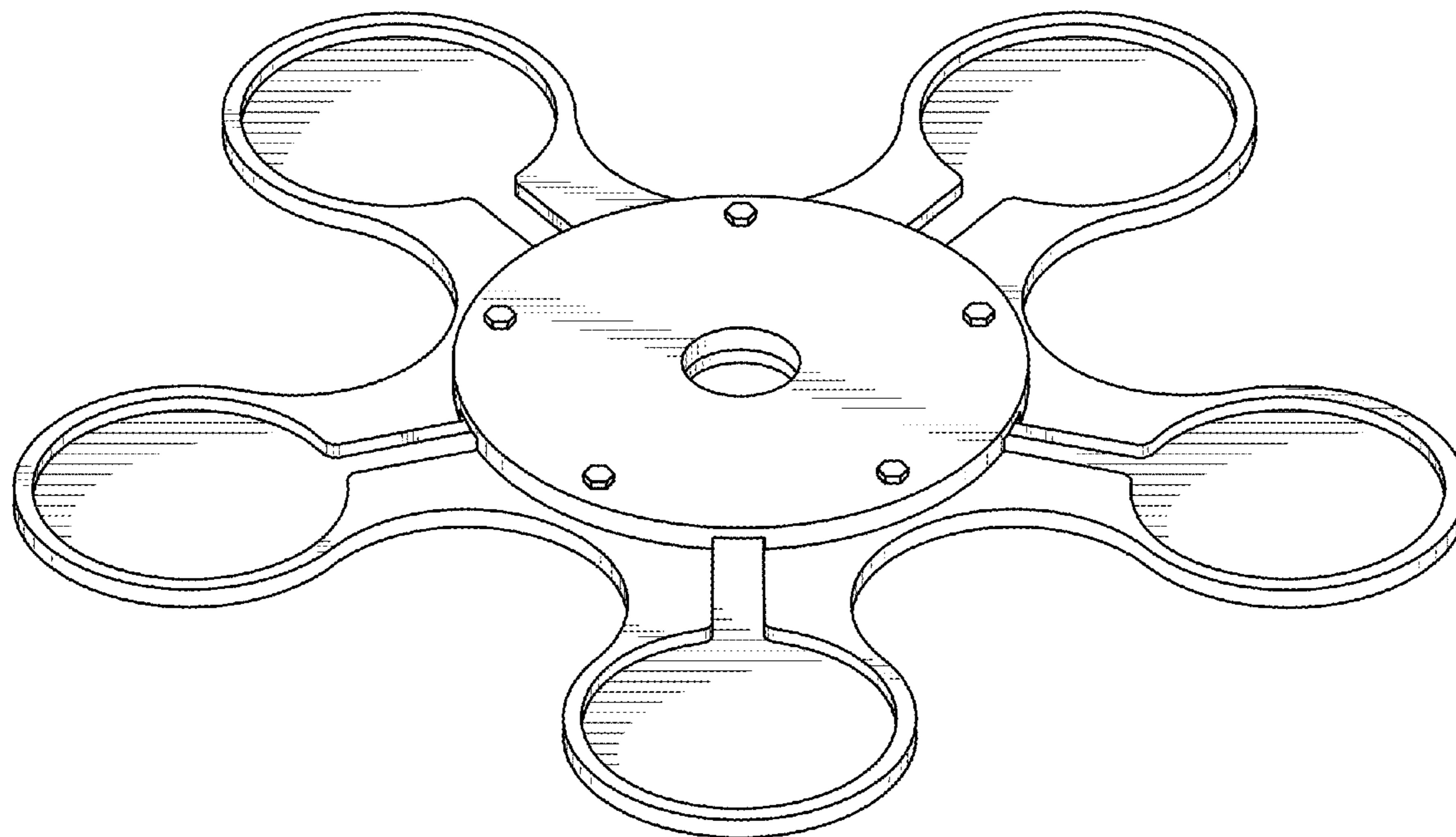
The ornamental design for a security electronics housing and support, as shown and described.

DESCRIPTION

FIG. 1 is a front perspective view of a security electronics housing and support showing our new design; FIG. 2 is a front plain view thereof; FIG. 3 is a back side thereof; FIG. 4 is a right side view thereof; FIG. 5 is a left side view thereof; FIG. 6 is a top side view thereof; and, FIG. 7 is a bottom side view thereof.

The broken line shadowing in the figures is for illustrative purposes only and forms no part of the claimed design.

1 Claim, 4 Drawing Sheets



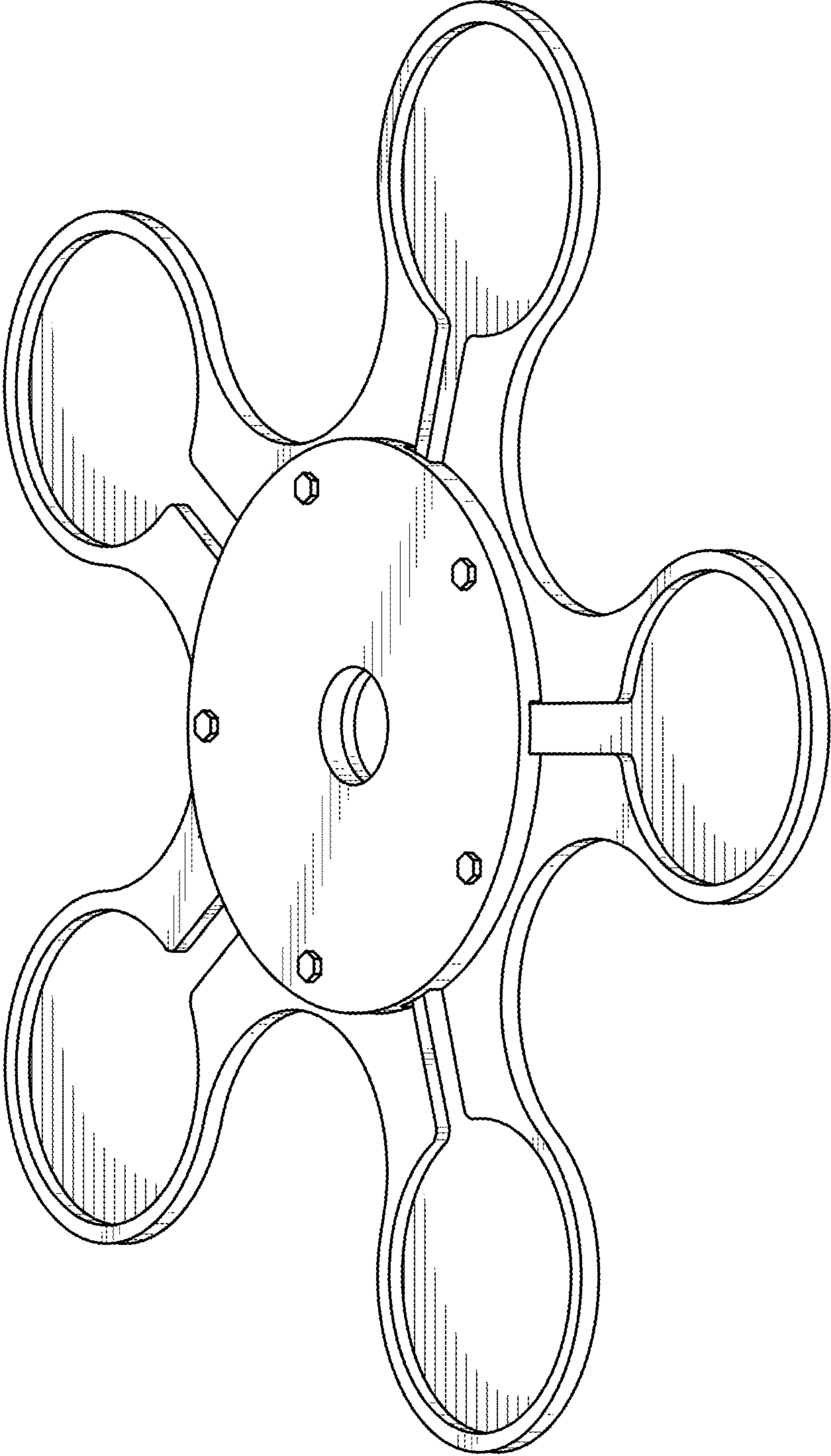


FIG. 1

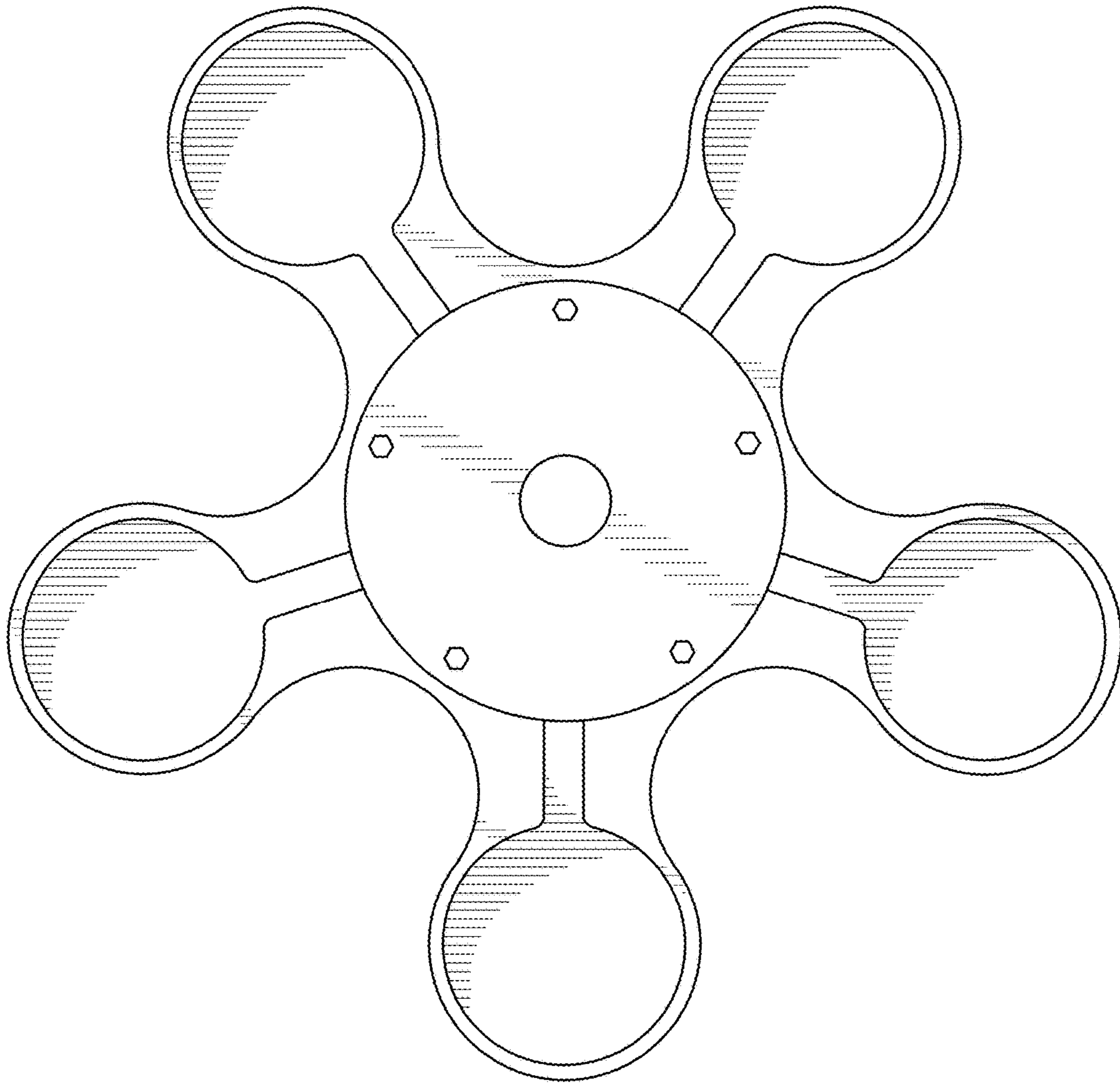


FIG. 2

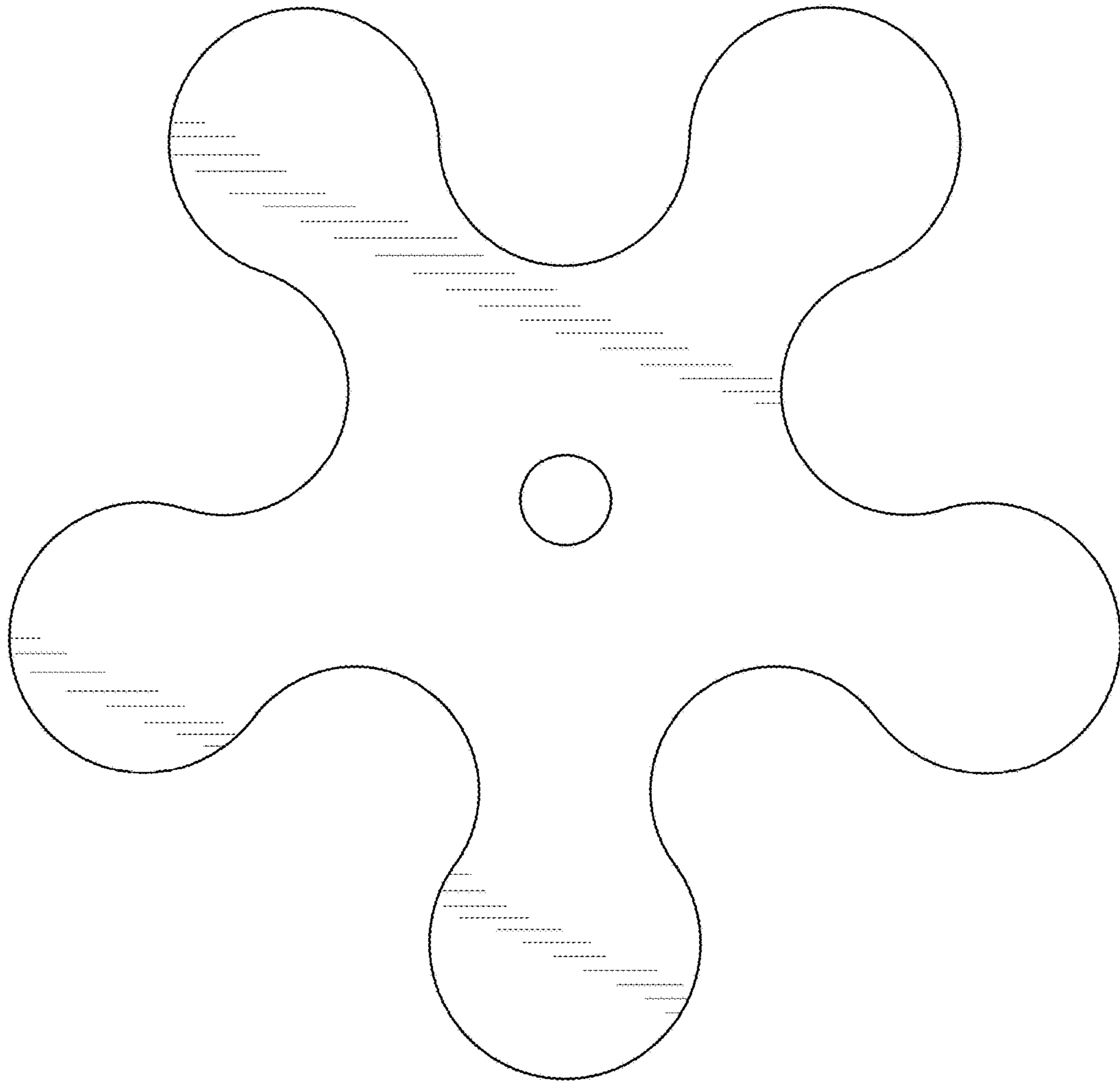


FIG. 3

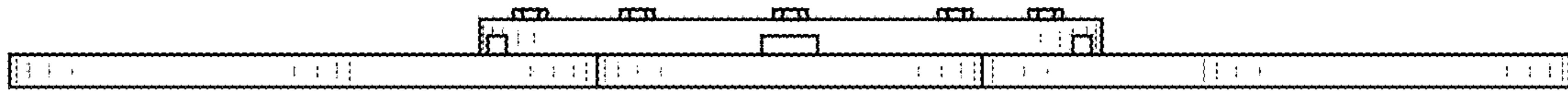


FIG. 4

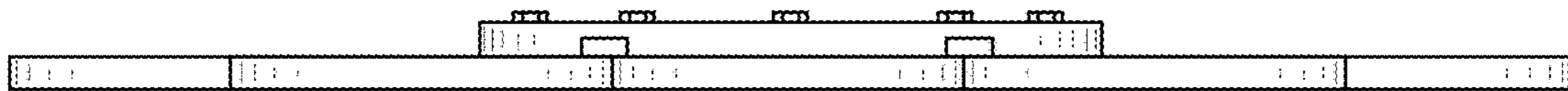


FIG. 5



FIG. 6

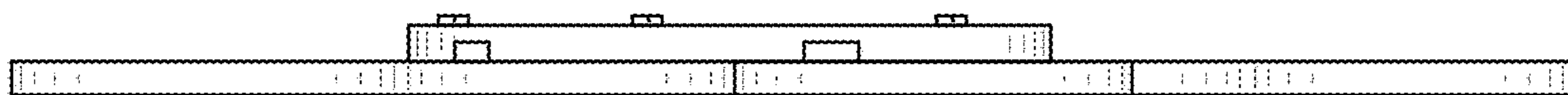


FIG. 7