



US00D843226S

(12) **United States Design Patent** (10) **Patent No.:** **US D843,226 S**
Natsios et al. (45) **Date of Patent:** **** Mar. 19, 2019**

(54) **SHAVER PACKAGING**

(71) Applicant: **Societe BIC**, Clichy (FR)

(72) Inventors: **Nikolaos Natsios**, Marousi (GR);
Andreas Vasiliadis, Chalandri (GR);
Panagiotis Giannopoulos, Ilion (GR)

(73) Assignee: **Societe BIC**, Clichy (FR)

(**) Term: **15 Years**

(21) Appl. No.: **29/558,944**

(22) Filed: **Mar. 23, 2016**

(51) **LOC (11) Cl.** **09-03**

(52) **U.S. Cl.**
USPC **D9/748**

(58) **Field of Classification Search**
USPC D6/526, 527, 530; D7/357, 550.1, 553.1,
D7/553.2, 555, 601, 701, 704; D9/414,
D9/415, 418, 424, 430, 434, 737, 748,
D9/749, 750; D19/1-12, 20-34; D20/27,
D20/40

CPC B65D 75/24; B65D 75/323; B65D 75/327;
B65D 81/025; B65D 5/00; B65D 5/001;
B65D 5/0015; B65D 5/0254; B65D
5/0045; B65D 5/18; B65D 1/225; B65D
1/24; B65D 1/34; B65D 1/38; B65D
75/366; B65D 75/22; B65D 43/162;
A45D 27/29; A47F 1/126

See application file for complete search history.

(56) **References Cited**

U.S. PATENT DOCUMENTS

D235,514 S * 6/1975 Hackenbberg D9/418
D352,236 S * 11/1994 Althaus D9/748
5,407,066 A * 4/1995 Grange A45D 27/29
206/228
D370,844 S * 6/1996 Shurtleff D9/749
5,782,346 A * 7/1998 Gray B65D 81/025
206/228

D415,679 S * 10/1999 Hata D9/415
6,227,369 B1 * 5/2001 Glassman B65D 25/22
206/469
D457,352 S * 5/2002 Hansen D7/701
D511,105 S * 11/2005 Dominesey D9/748
D549,571 S * 8/2007 Althouse D9/415
D586,651 S * 2/2009 Klauder D9/418
D595,126 S * 6/2009 Marcinkowski D9/418
D611,339 S * 3/2010 Mchatet D9/415

(Continued)

FOREIGN PATENT DOCUMENTS

CA 2276440 A1 * 5/1999 B26C 51/14
CA 2373201 A1 * 8/2002 A45D 27/29

(Continued)

Primary Examiner — Jennifer Rivard
Assistant Examiner — Catherine S Posthauer
(74) *Attorney, Agent, or Firm* — The H.T. Than Law
Group

(57) **CLAIM**

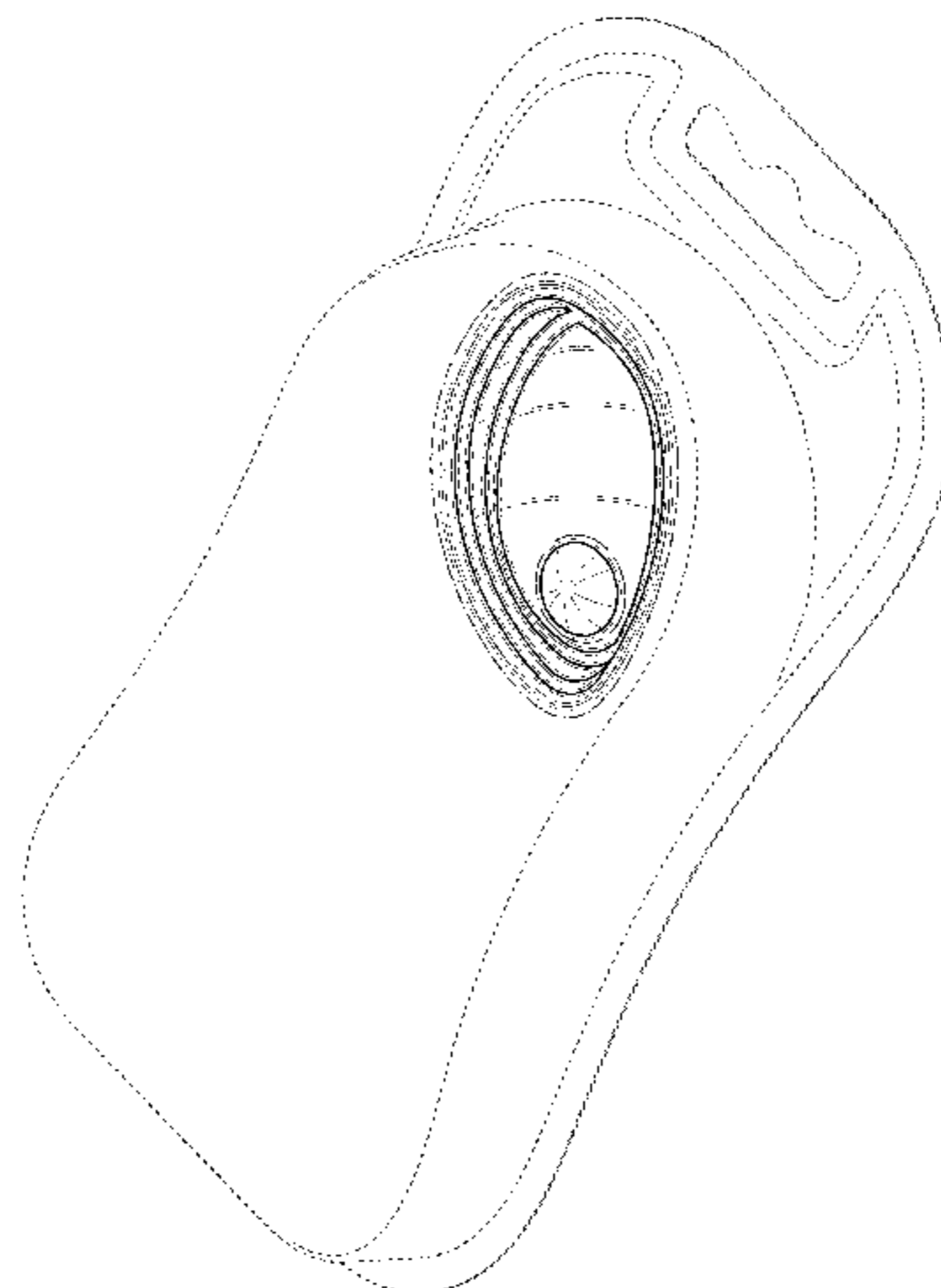
The ornamental design for shaver packaging, as shown and described.

DESCRIPTION

FIG. 1 is front perspective view of an ornamental design for a surface feature of a shaver packaging according to the present invention;
FIG. 2 is a front view thereof;
FIG. 3 is a back side view thereof;
FIG. 4 is a left side view thereof;
FIG. 5 is a right side view thereof;
FIG. 6 is a top view thereof; and,
FIG. 7 is a bottom view thereof.

The broken lines illustrate portions of the shaver packaging and form no part of the claimed design. The dot-dash lines represent the boundaries of the claim and form no part thereof.

1 Claim, 6 Drawing Sheets



(56)

References Cited

U.S. PATENT DOCUMENTS

D684,045	S *	6/2013	Frees	D9/424
D684,852	S *	6/2013	Trontel	D9/415
D684,862	S	6/2013	DiFranza		
D702,118	S *	4/2014	Gianoli	D9/424
D707,135	S *	6/2014	Sennett	D9/748
D712,248	S	9/2014	Carnduff et al.		
D715,139	S *	10/2014	Marcinkowski	D9/424
D715,636	S *	10/2014	Cira	D9/415
D740,650	S *	10/2015	Waldron	D9/414
D748,498	S *	2/2016	Pipes	D9/424
D754,547	S *	4/2016	Psimadas	D9/748
D770,271	S *	11/2016	McBride	D9/424
D790,988	S *	7/2017	Vasiliadis	D9/748
D793,552	S *	8/2017	Schiller	A61M 5/3137
					D24/130
2003/0057118	A1 *	3/2003	Coppedge	B65D 75/22
					206/278
2003/0164320	A1 *	9/2003	Magnusson	B65D 75/36
					206/470
2012/0061272	A1 *	3/2012	Wagner	B65D 5/4204
					206/320
2013/0334085	A1 *	12/2013	Prater	B65D 75/325
					206/457

FOREIGN PATENT DOCUMENTS

CA	2939888	A1 *	2/2017	B65D 75/36
DE	2348869	A1 *	4/1975	B65D 5/18
DE	9215009	U1 *	1/1993	B65D 5/4204
EP	1396478	A1 *	3/2004	A45D 27/29
EP	1752058	A1 *	2/2007	B65D 75/366
GB	1580791	A *	12/1980	B65D 75/366

* cited by examiner

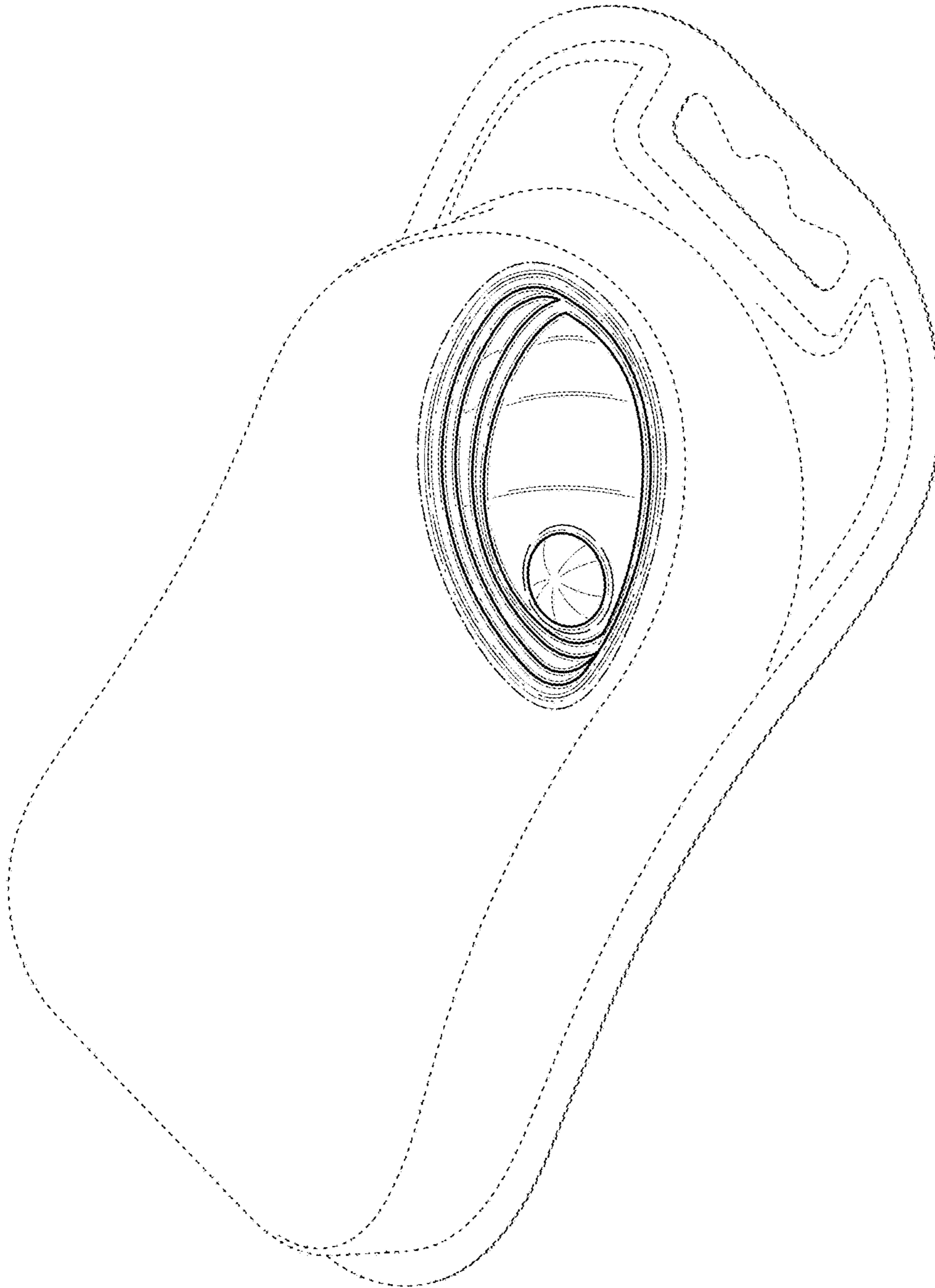


Fig. 1

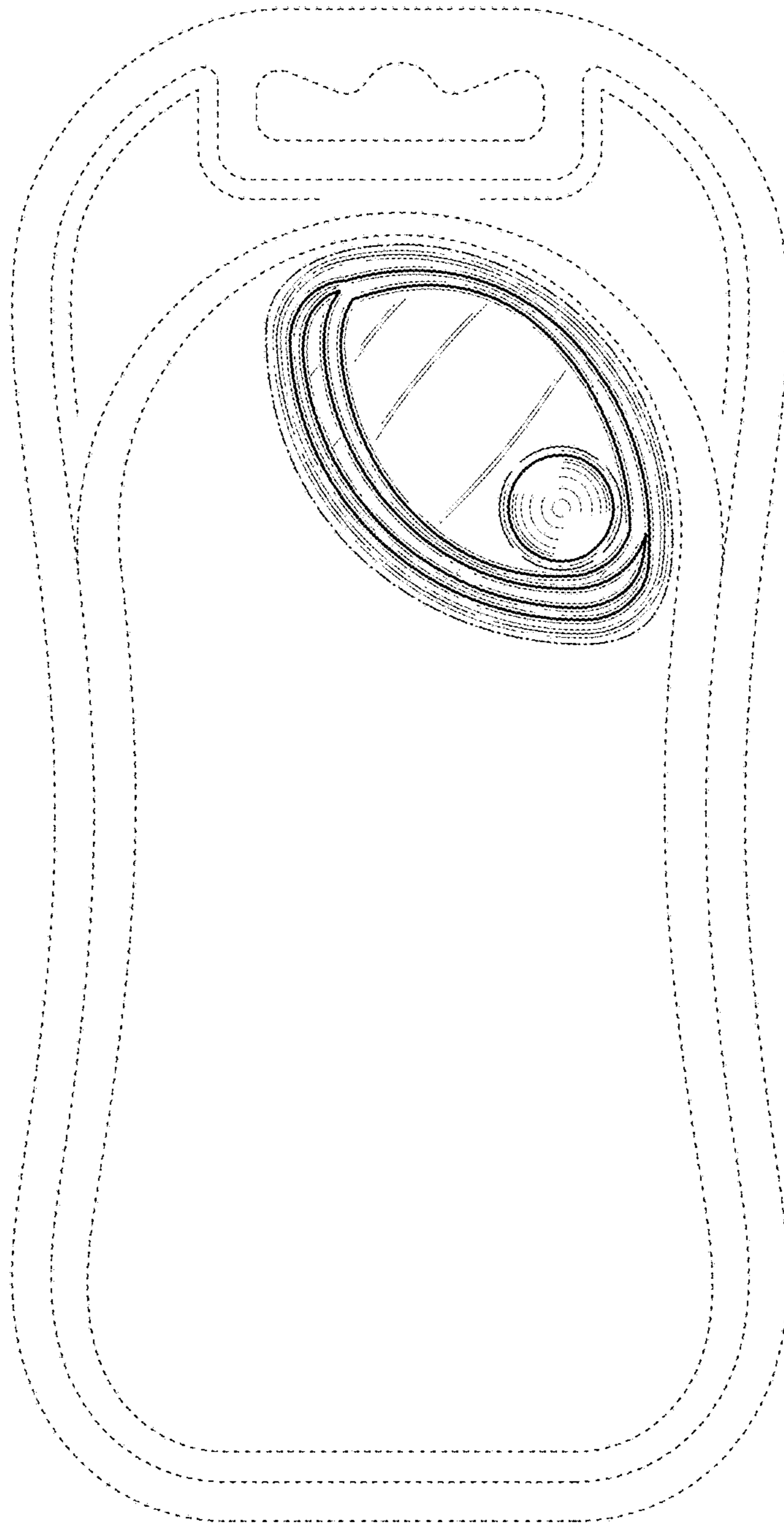


Fig. 2




Fig. 3




Fig. 4




Fig. 5

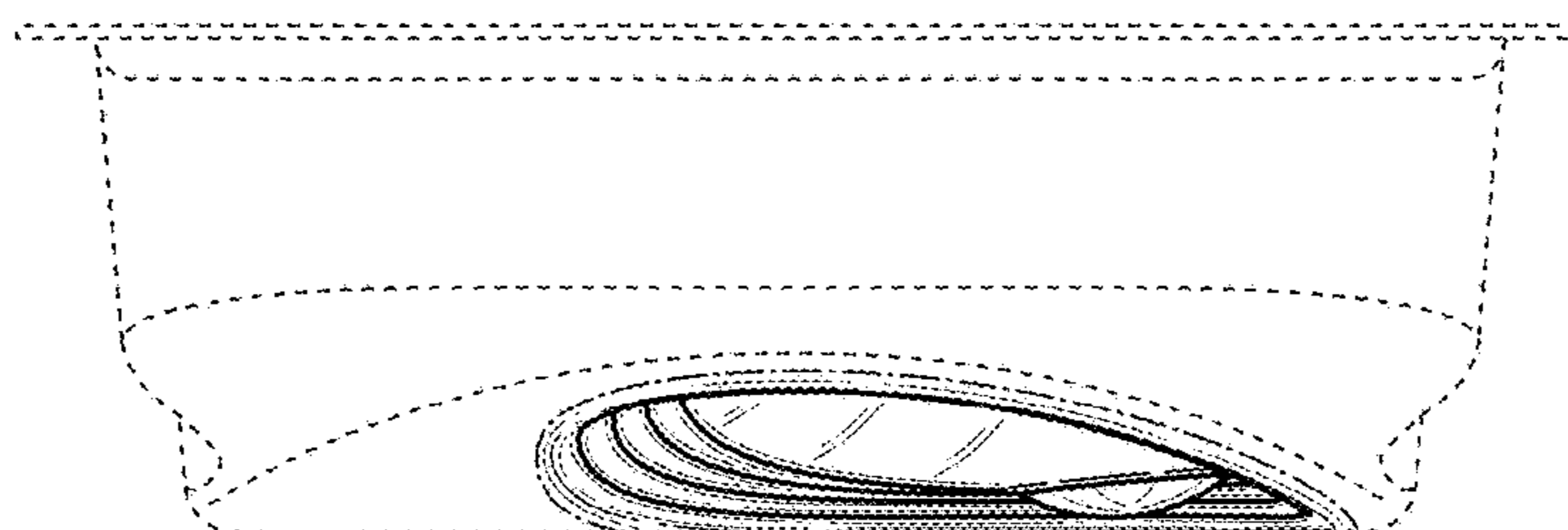


Fig. 6




Fig. 7