



US00D843217S

(12) **United States Design Patent**
Jasso Gomez

(10) **Patent No.:** **US D843,217 S**
(45) **Date of Patent:** **** Mar. 19, 2019**

(54) **CONTAINER**

(71) Applicant: **Industrias Alen, S.A. de C.V.**, Santa Catarina (MX)

(72) Inventor: **Alpha Edith Jasso Gomez**, Monterrey (MX)

(73) Assignee: **Industrias Alen, S.A. de C.V.**, Santa Catarina (MX)

(**) Term: **14 Years**

(21) Appl. No.: **29/501,475**

(22) Filed: **Sep. 4, 2014**

(30) **Foreign Application Priority Data**

Aug. 27, 2014 (MX) MX/f/2014/002627

(51) **LOC (11) Cl.** **09-01**

(52) **U.S. Cl.**
USPC **D9/522; D9/541; D9/543; D9/565;**
D9/570; D9/575

(58) **Field of Classification Search**

USPC D9/682, 686, 689, 692-693, 516, 519,
D9/523, 530, 542-54, 549, 552, 565,
D9/574-575; 215/381-385

See application file for complete search history.

(56) **References Cited**

U.S. PATENT DOCUMENTS

5,908,127 A * 6/1999 Weick B65D 1/0223
215/373
D486,743 S * 2/2004 Nelson D9/516
D507,748 S * 7/2005 McCutchan D9/521
D538,174 S * 3/2007 Isono D9/565
D559,685 S * 1/2008 Riddick D9/516
D578,396 S * 10/2008 Caldwell D9/522
D593,863 S * 6/2009 Fahy D9/516

D600,130 S * 9/2009 Feen D9/541
D604,618 S * 11/2009 King D9/522
D642,473 S * 8/2011 Vanhooland D9/516
D657,678 S * 4/2012 Heidel D9/516
D661,593 S * 6/2012 Heidel D9/516
D663,626 S * 7/2012 Berger D9/541
D694,634 S * 12/2013 Sordo D23/366
D722,882 S * 2/2015 Castillo Higareda D9/543
D730,190 S * 5/2015 Lindsay D9/523
D734,156 S * 7/2015 Hawry D9/522
D736,637 S * 8/2015 Castillo Higareda D9/528
2005/0184027 A1 * 8/2005 Floyd B65D 1/0223
215/384
2007/0262046 A1 * 11/2007 Zoppas B65D 1/0284
215/375
2010/0107341 A1 * 5/2010 Floyd B65D 1/0223
8/137
2013/0292355 A1 * 11/2013 Lausted B65D 1/0292
215/381

* cited by examiner

Primary Examiner — Ian Simmons

Assistant Examiner — Keith Frank

(74) *Attorney, Agent, or Firm* — Jeffrey T. Placker;
Holland & Knight LLP

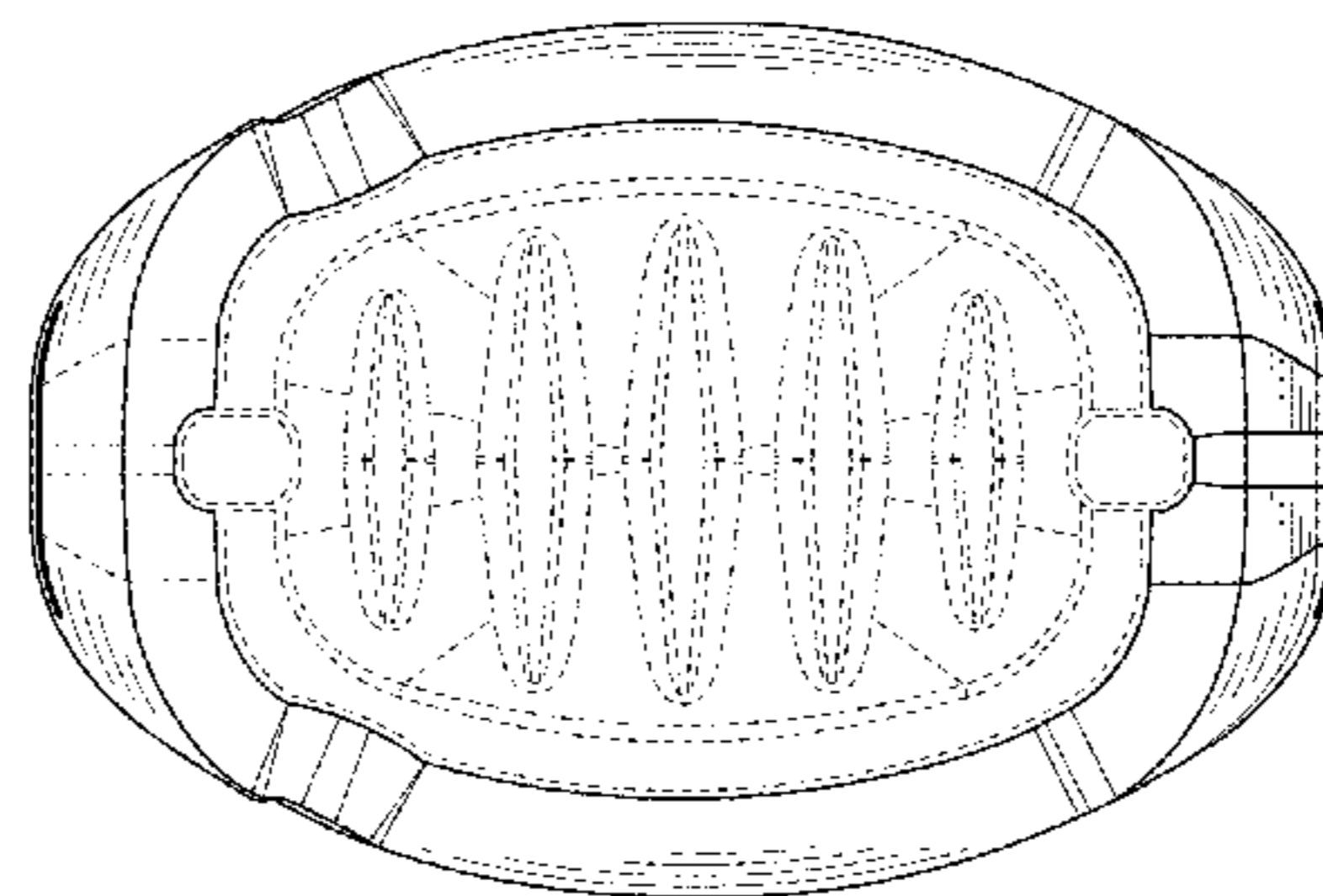
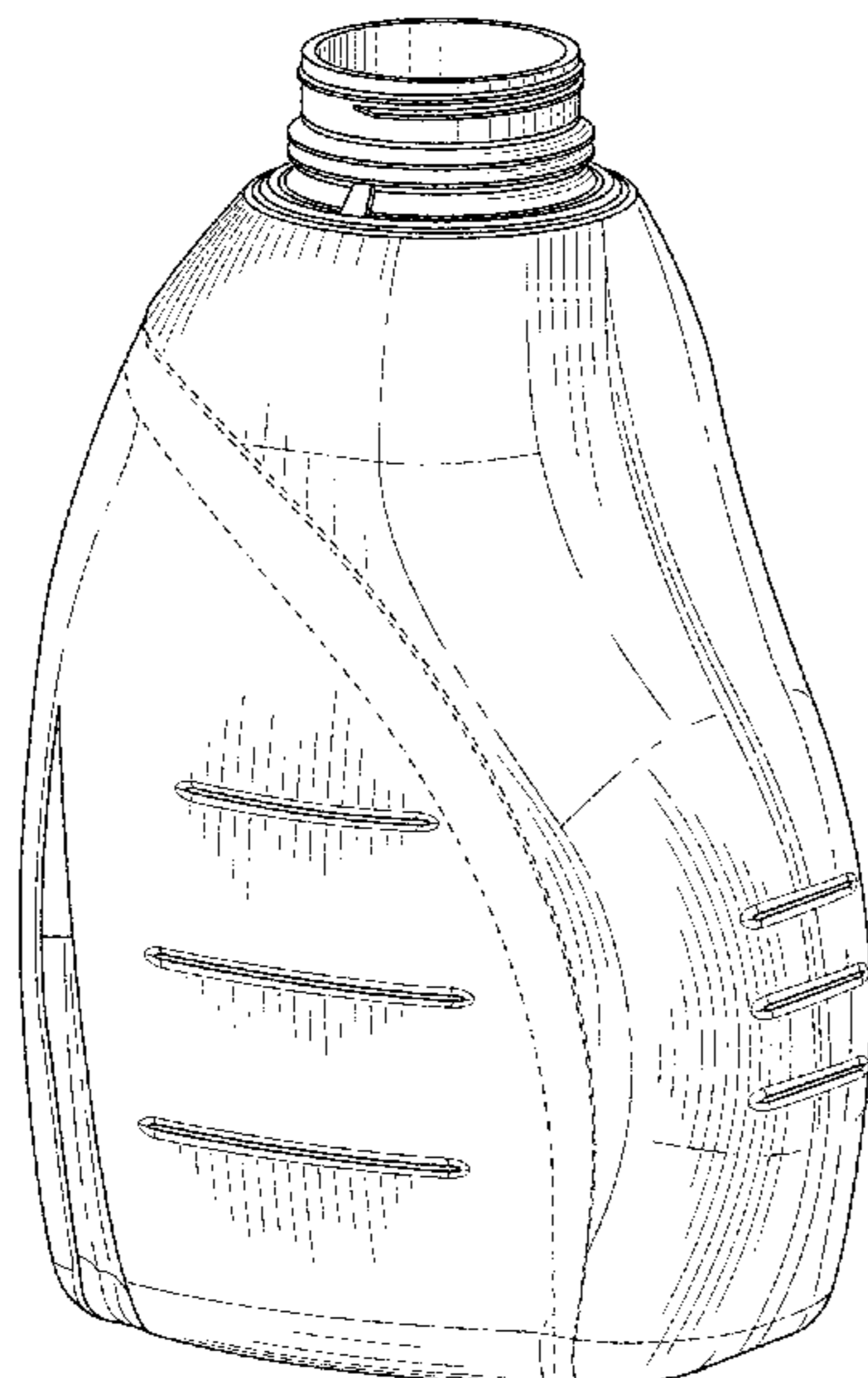
(57) **CLAIM**

The ornamental design for a container, as shown and described.

DESCRIPTION

FIG. 1 is a front perspective view of a container;
FIG. 2 is a front elevation view thereof, with the rear elevation view being a mirror image of the front;
FIG. 3 is a right side elevation view thereof;
FIG. 4 is a top plan view thereof; and,
FIG. 5 is a bottom plan view thereof.
The broken lines are included for the purpose of illustrating portions of the container that form no part of the claimed design.

1 Claim, 4 Drawing Sheets



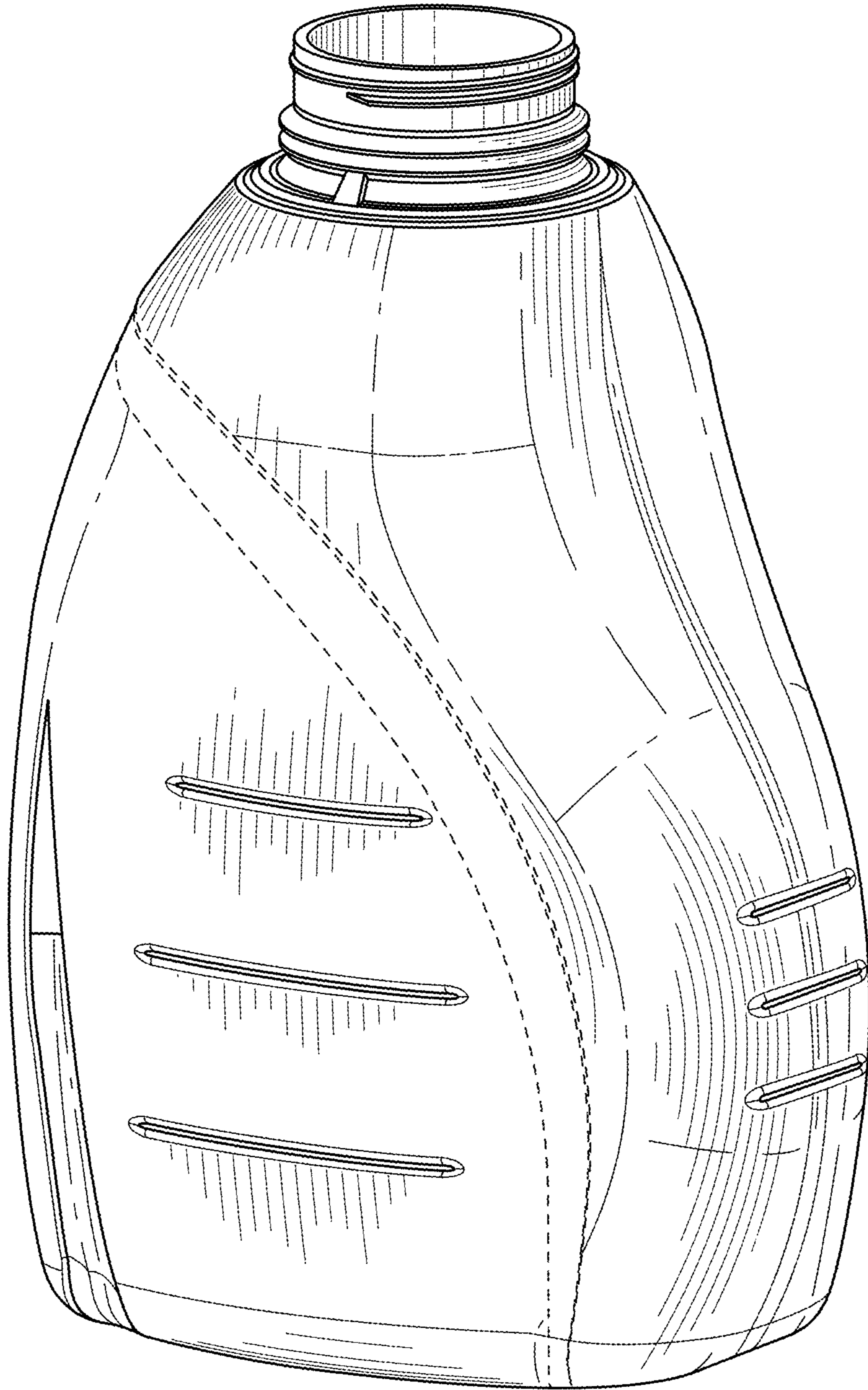


FIG. 1

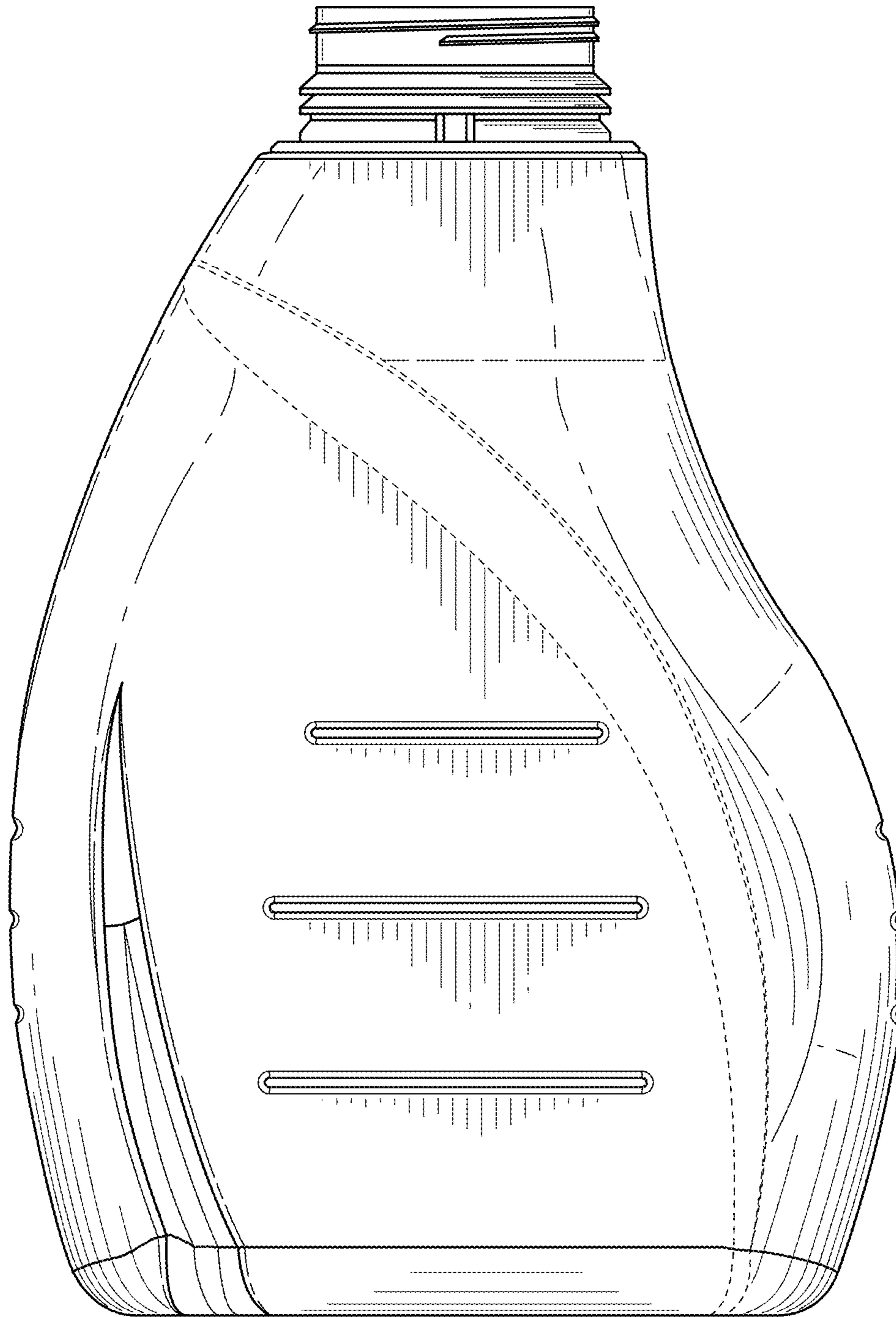


FIG. 2

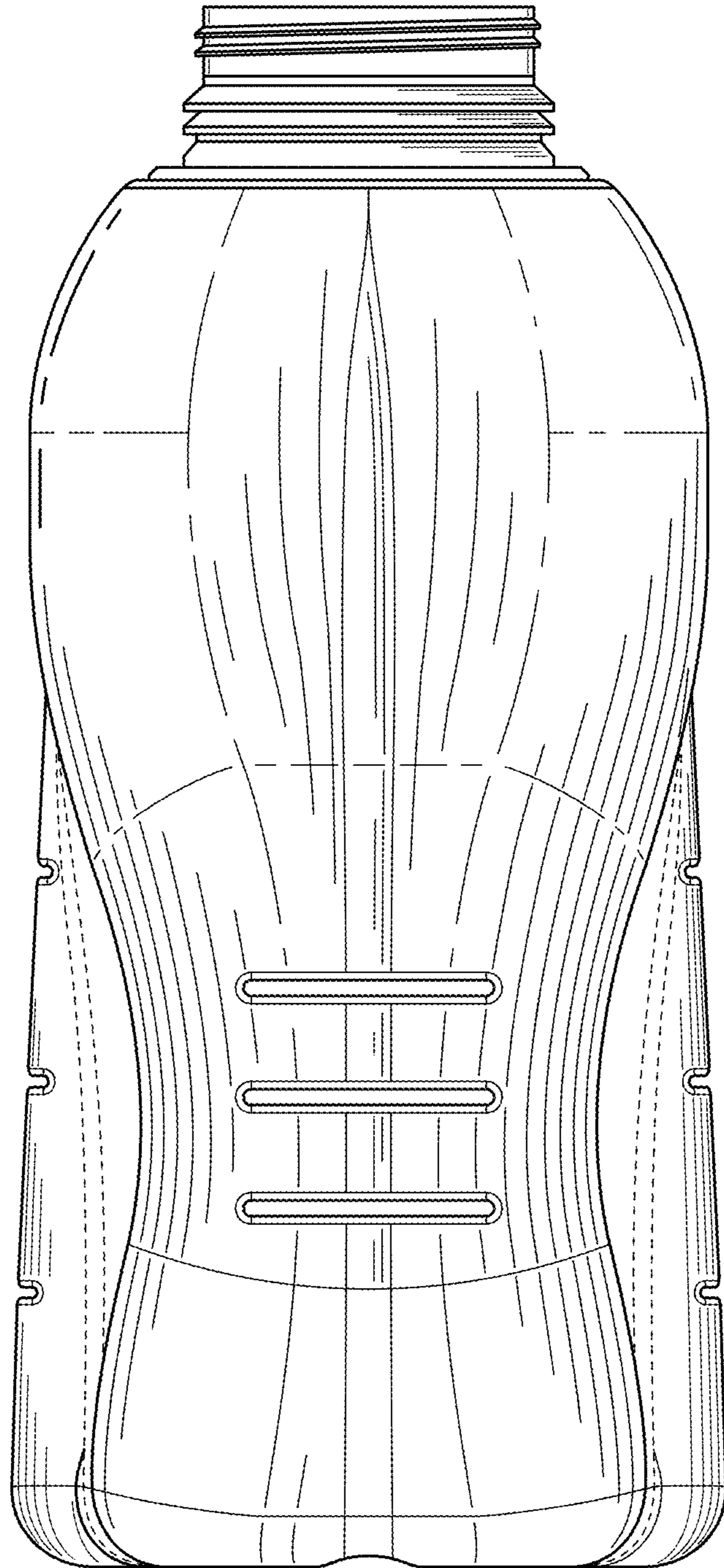


FIG. 3

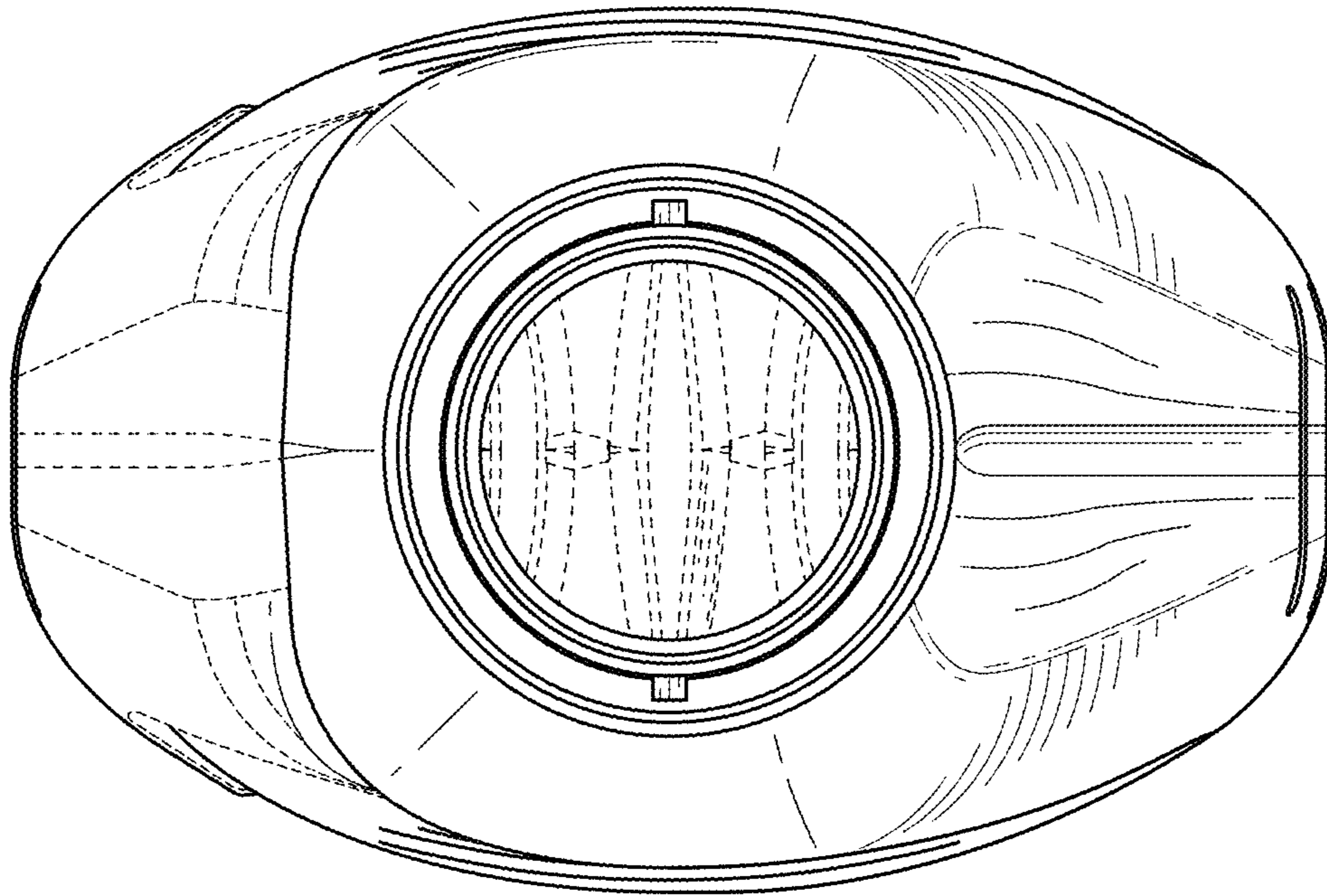


FIG. 4

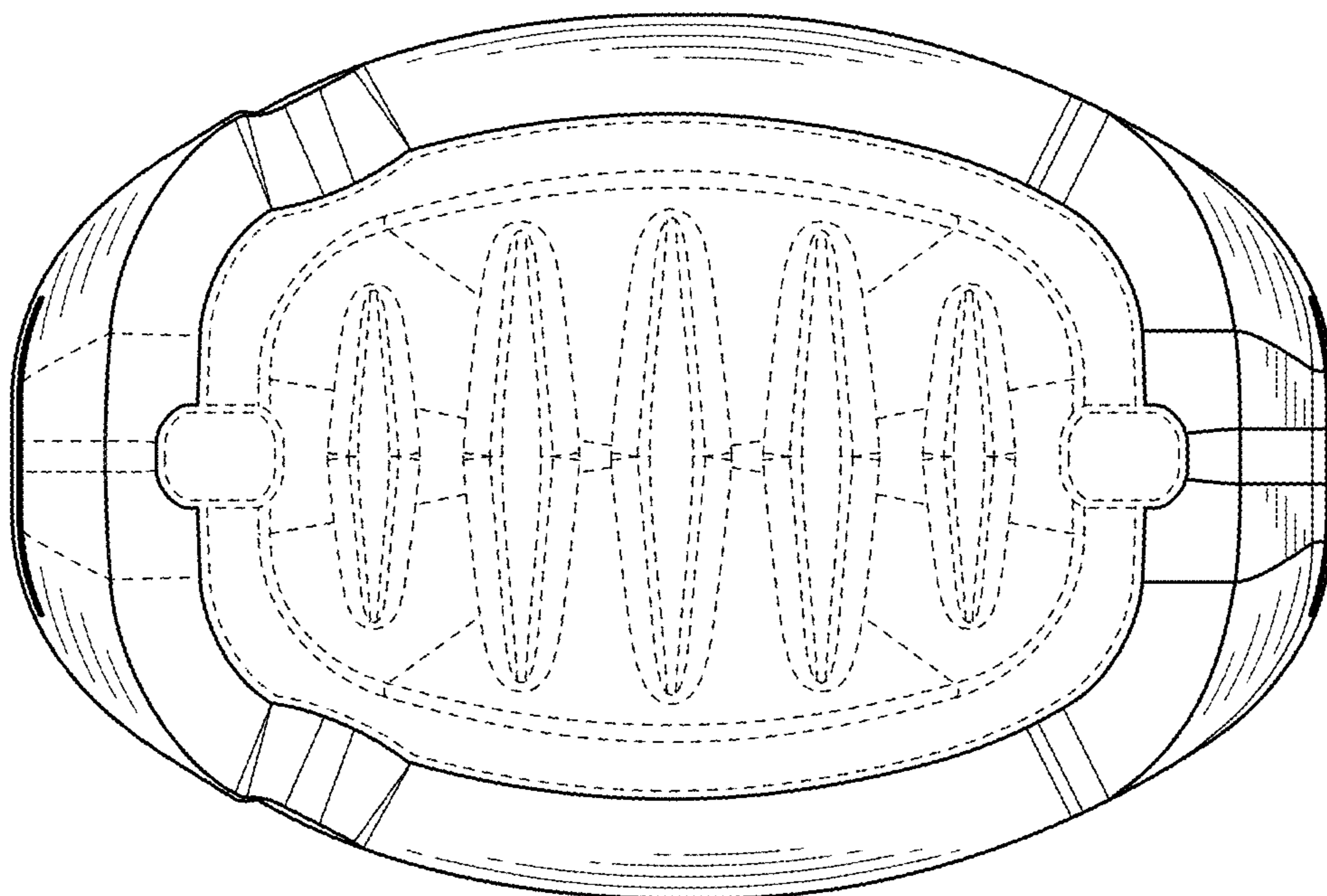


FIG. 5