



US00D843176S

(12) **United States Design Patent**
Thompson

(10) **Patent No.:** **US D843,176 S**
(45) **Date of Patent:** **** Mar. 19, 2019**

(54) **SHOT GLASS**

(71) Applicant: **Thompson Mug Company, LLC**,
Tampa, FL (US)

(72) Inventor: **Randall B Thompson**, St. Petersburg,
FL (US)

(73) Assignee: **Thompson Mug Company, LLC**,
Tampa, FL (US)

(**) Term: **15 Years**

(21) Appl. No.: **29/619,089**

(22) Filed: **Sep. 27, 2017**

(51) **LOC (11) Cl.** **07-01**

(52) **U.S. Cl.**
USPC **D7/523**; D7/532; D7/509

(58) **Field of Classification Search**
USPC D7/507, 509, 510, 511, 523, 529, 530,
D7/531, 532, 392.1, 396.2, 300.1, 667,
D7/387, 401; D9/439, 436; D8/34;
220/200, 592.16, 592.17
CPC A47G 19/22; A47G 19/2205; A47G
19/2272; A45F 3/16; B65D 47/066
See application file for complete search history.

(56) **References Cited**

U.S. PATENT DOCUMENTS

D45,333 S *	3/1914	Farr	D7/300
D199,440 S *	10/1964	Jones	D19/62
3,716,163 A *	2/1973	Marcel	B65D 39/00
				215/320
4,564,114 A *	1/1986	Cole	B65D 55/16
				215/256
D301,197 S *	5/1989	McClung	D8/33
5,310,072 A *	5/1994	Matusovsky	A47G 23/0216
				220/23.83
D366,597 S *	1/1996	Smith	D7/511
D457,782 S *	5/2002	Snell	D7/396.2
D461,368 S *	8/2002	Durand	D7/509

D502,365 S *	3/2005	Dretzka	D7/509
D545,676 S *	7/2007	Rica	D9/439
D551,548 S *	9/2007	Didier	D9/439
D557,073 S *	12/2007	Snell	D7/509
D582,724 S *	12/2008	Dretzka	D7/509
D583,671 S *	12/2008	Bourne	D9/500
D620,358 S *	7/2010	Jewett	D9/439
D655,135 S *	3/2012	Myers	D7/509
D665,231 S *	8/2012	Pola	D7/507
D697,410 S *	1/2014	Glasman	D9/439
D698,497 S *	1/2014	Smith	D28/76
D705,607 S *	5/2014	Zorovich	D7/523
D716,099 S *	10/2014	Farber	D24/197

(Continued)

OTHER PUBLICATIONS

https://www.amazon.com/Bakerpan-Silicone-Stoppers-Bottle-Stopper/dp/B01MTQLWIM/ref=sr_1_20?ie=UTF8&qid=1539618548&sr=8-20&keywords=silicone+stopper Nov. 22, 2016 Silicone Stopper.*

(Continued)

Primary Examiner — Marianne N Pandozzi
Assistant Examiner — Jae Liang
(74) *Attorney, Agent, or Firm* — Maxey-Fisher, PLLC;
Brittany J. Maxey-Fisher

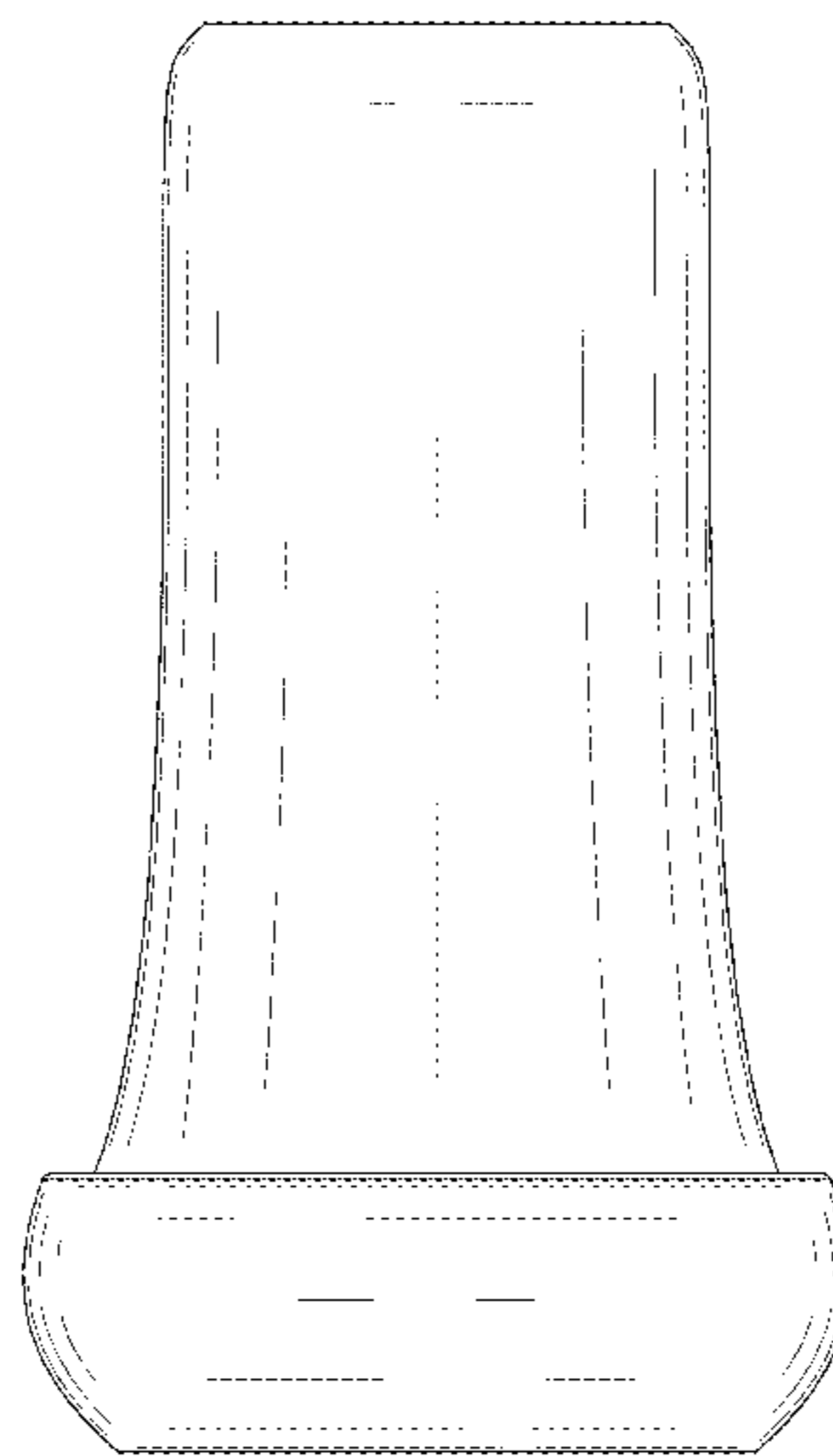
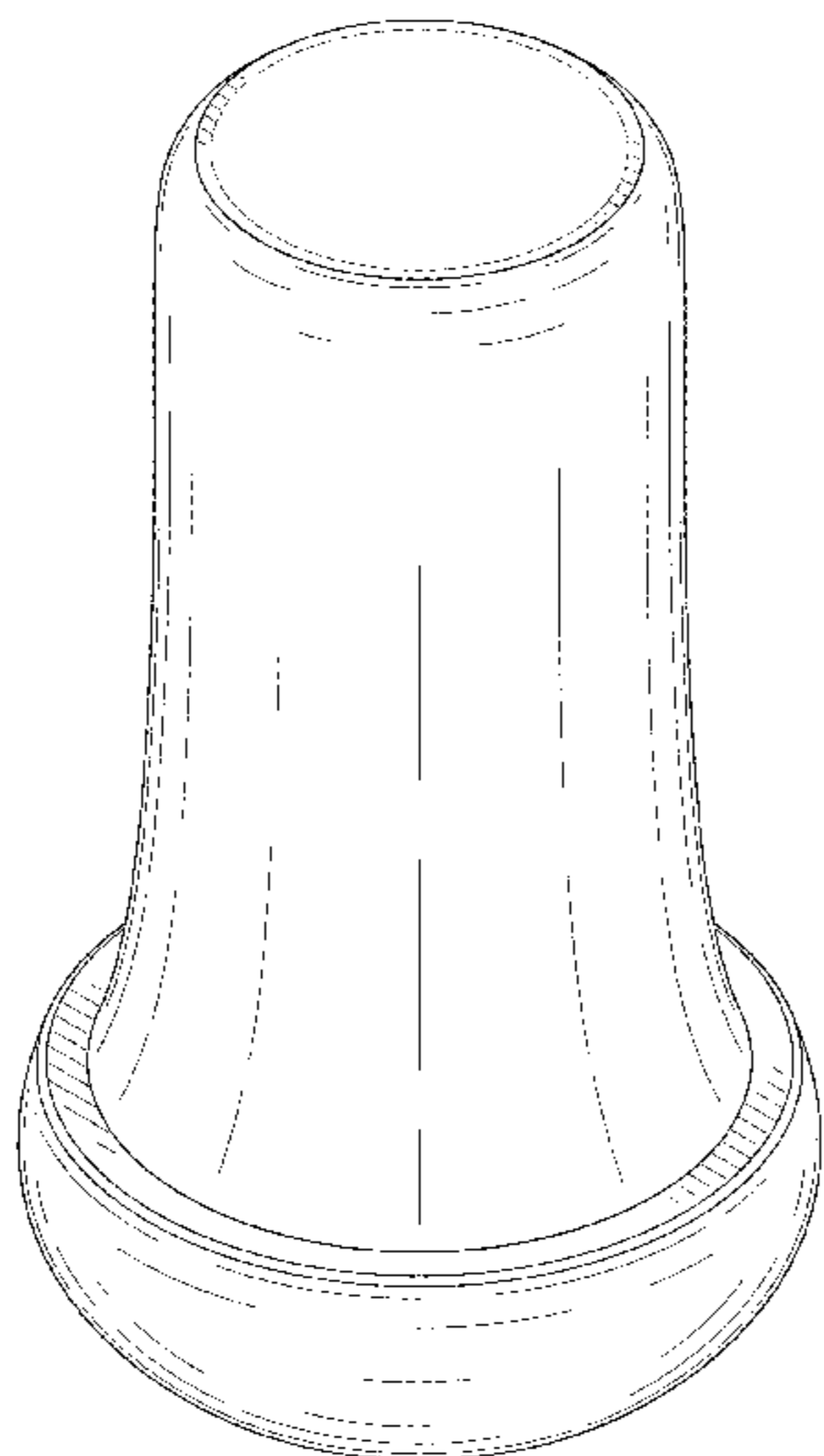
(57) **CLAIM**

The ornamental design for a shot glass, as shown and described.

DESCRIPTION

FIG. 1 is a top perspective view of a shot glass showing my new design;
FIG. 2 is a bottom perspective view thereof;
FIG. 3 is a top plan view thereof;
FIG. 4 is a bottom plan view thereof; and,
FIG. 5 is a side elevational view thereof; all sides being identical.
The broken lines in the drawings represent the bounds of the claim and form no part of the claimed design.

1 Claim, 5 Drawing Sheets



(56)

References Cited

U.S. PATENT DOCUMENTS

9,289,356 B2 * 3/2016 Farber A61J 9/00
2015/0060390 A1 * 3/2015 Elder B65D 39/0052
215/364
2017/0251853 A1 * 9/2017 Chung A47G 19/22

OTHER PUBLICATIONS

https://www.amazon.com/Natural-Home-Products-40522-Replacement/dp/B01555YSNE/ref=pd_ybh_a_12?_encoding=UTF8&psc=1&refRID=ATY9DEF8DJG487P4QA41 Sep. 9, 2015 Replacement Cork.*

* cited by examiner

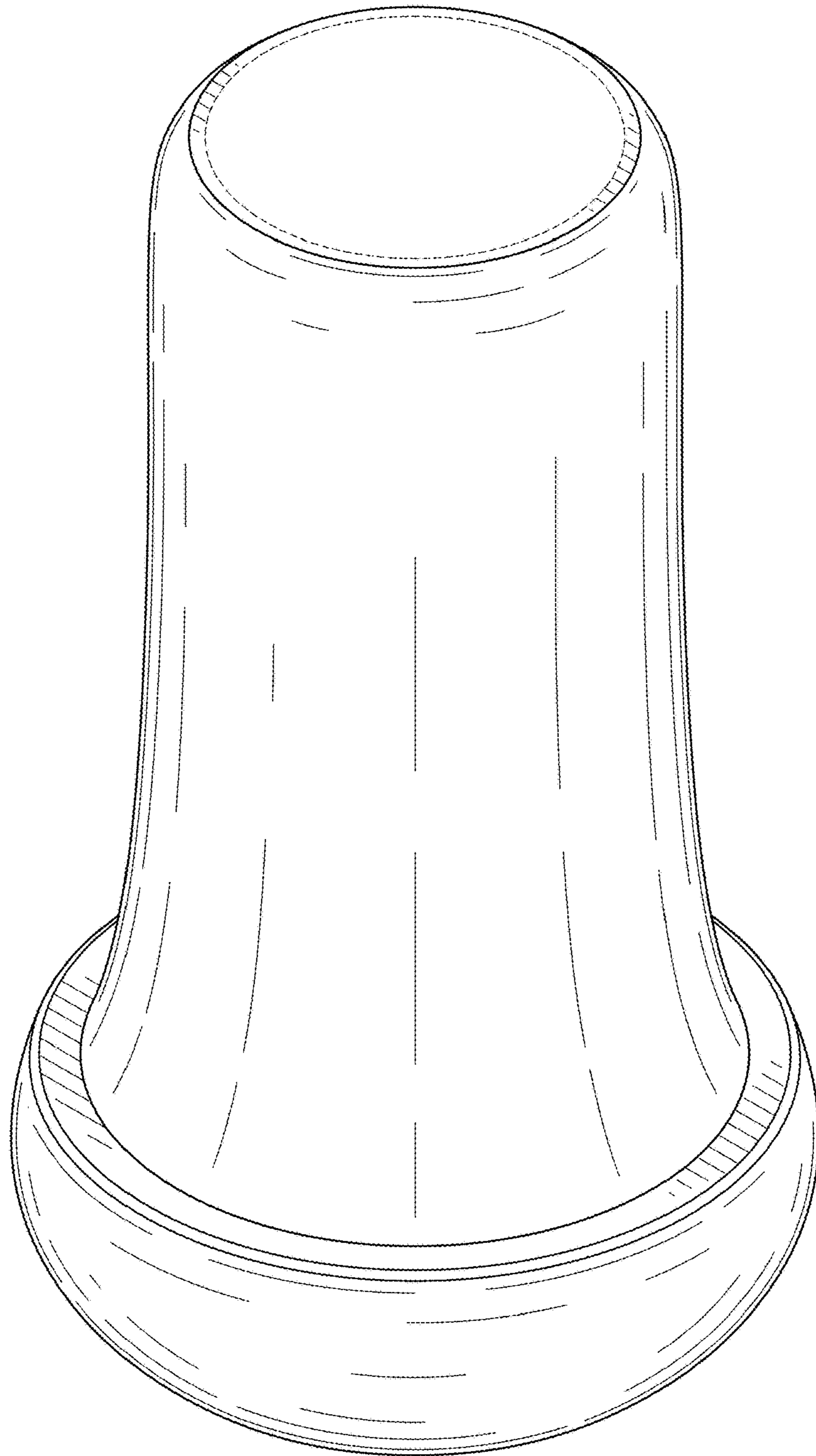


FIG. 1



FIG. 2

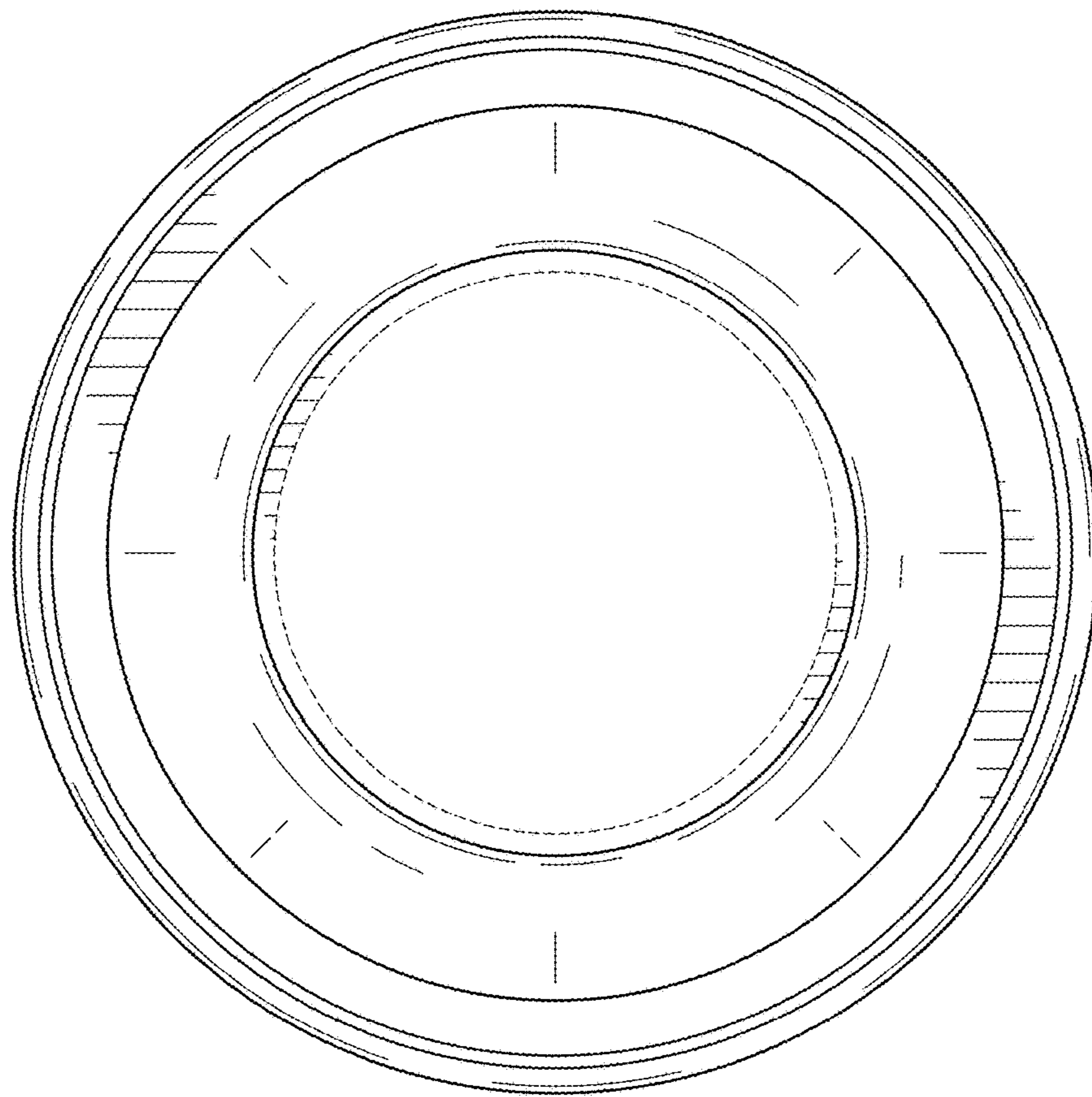


FIG. 3

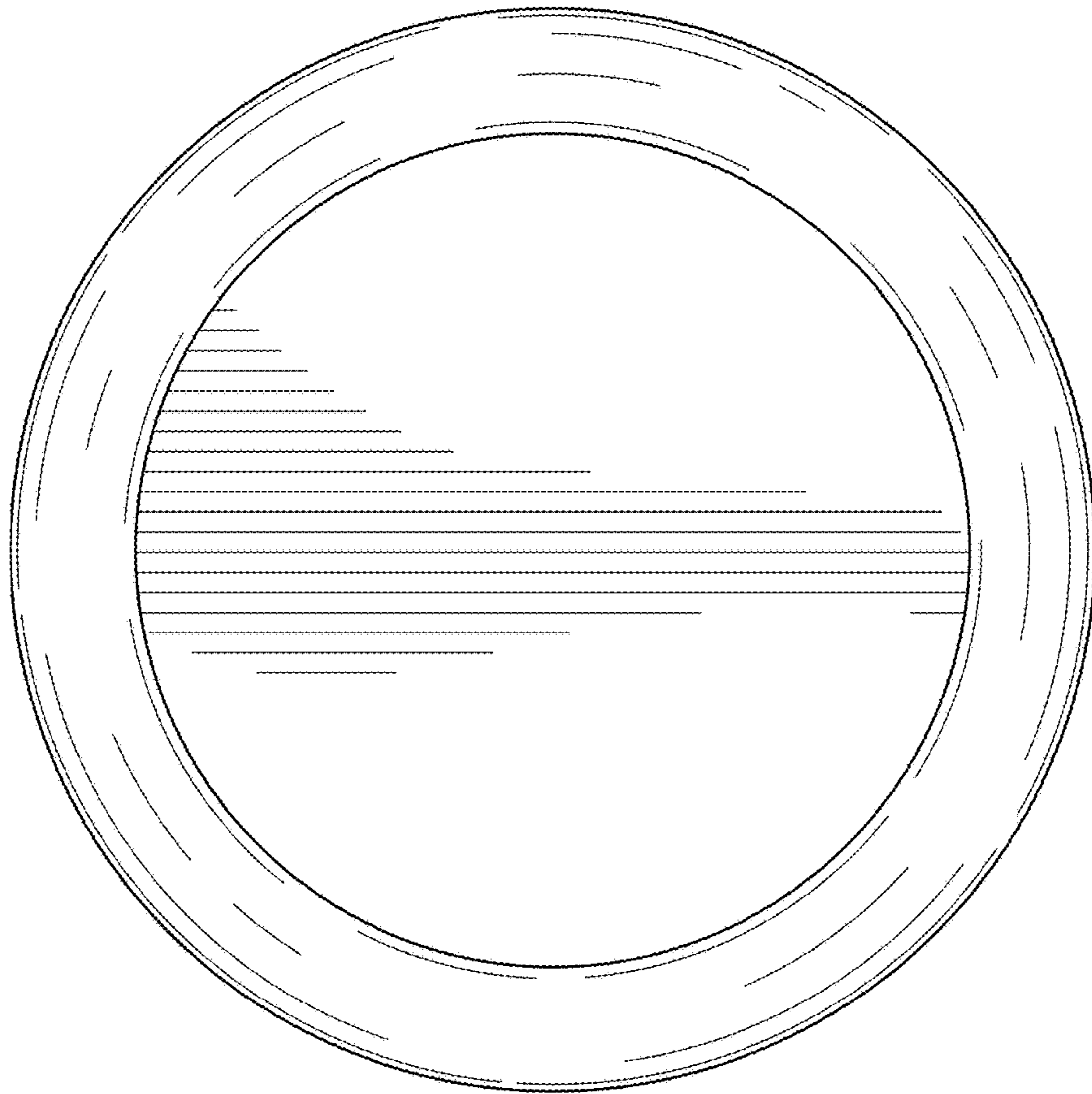


FIG. 4




FIG. 5