



US00D843169S

(12) **United States Design Patent**
Bonner

(10) **Patent No.:** **US D843,169 S**
(45) **Date of Patent:** **** Mar. 19, 2019**

- (54) **UTENSIL**
- (71) Applicant: **SERVE IT EASY INC.**, Moncton (CA)
- (72) Inventor: **Mark Bonner**, Frenchtown, NJ (US)
- (73) Assignee: **Serve It Easy Inc.**, Moncton (CA)
- (**) Term: **15 Years**
- (21) Appl. No.: **29/572,250**
- (22) Filed: **Jul. 26, 2016**
- (30) **Foreign Application Priority Data**

Jan. 26, 2016 (CA) 166558

- (51) **LOC (11) Cl.** **07-03**
- (52) **U.S. Cl.**
USPC **D7/401.2; D7/642; D7/653**
- (58) **Field of Classification Search**
USPC D7/368, 401.2, 642-648, 653-664, 669,
D7/675-677, 683, 688-689, 691;
D8/107, 300-301; D22/117-118
CPC ... A01B 1/02; A01D 9/02; A01D 9/04; A01D
9/06; A47G 21/00; A47G 21/004; A47G
21/005; A47G 21/02; A47G 21/023;
A47G 21/04; A47G 21/06; A47G 21/08;
A47J 43/28; A47J 43/281; A47J 43/282;
A61F 13/10; A61J 7/0023; B25G 1/00;
B25G 1/01; B25G 1/02; B25G 3/00;
B65D 75/56; B65D 75/563; B65D
75/566; B67B 7/00; B67B 7/724; B67B
7/73

See application file for complete search history.

- (56) **References Cited**
U.S. PATENT DOCUMENTS

411,988 A * 10/1889 Harrington A61J 7/0023
30/326
780,781 A * 1/1905 Curtis A47G 21/04
30/324

1,207,470 A * 12/1916 Banks 30/129
1,255,906 A * 2/1918 Miller A47J 43/282
425/277
1,255,945 A * 2/1918 Stimecz A47G 21/023
193/2 R
1,625,003 A * 4/1927 Walker A47G 21/02
30/324
2,682,705 A * 7/1954 Johnson A47G 21/04
30/324
2,725,631 A * 12/1955 Renke A47G 21/023
294/165
D191,406 S * 9/1961 Newmark D24/195
3,436,111 A * 4/1969 England A01B 1/02
294/49
5,075,975 A * 12/1991 Wilson A47G 21/02
30/322
8,474,143 B2 * 7/2013 Wedderburn A47G 21/02
30/128

(Continued)

Primary Examiner — Ricky Pham
(74) *Attorney, Agent, or Firm* — Norton Rose Fulbright
Canada LLP; Christopher N. Hunter


(57) **CLAIM**

The ornamental design for a utensil, as shown and described.

DESCRIPTION

FIG. 1 is a perspective view of a utensil showing the design;
FIG. 2 is a top view thereof;
FIG. 3 is a bottom view thereof;
FIG. 4 is a front view thereof;
FIG. 5 is a back view thereof;
FIG. 6 is a left view thereof; and,
FIG. 7 is a right view thereof.
The broken lines shown in the drawings are for illustrative
purposes only and form no part of the claimed design.

1 Claim, 2 Drawing Sheets



(56)

References Cited

U.S. PATENT DOCUMENTS

8,584,366 B2 * 11/2013 Wedderburn A47G 21/08
30/128

* cited by examiner




FIGURE 1

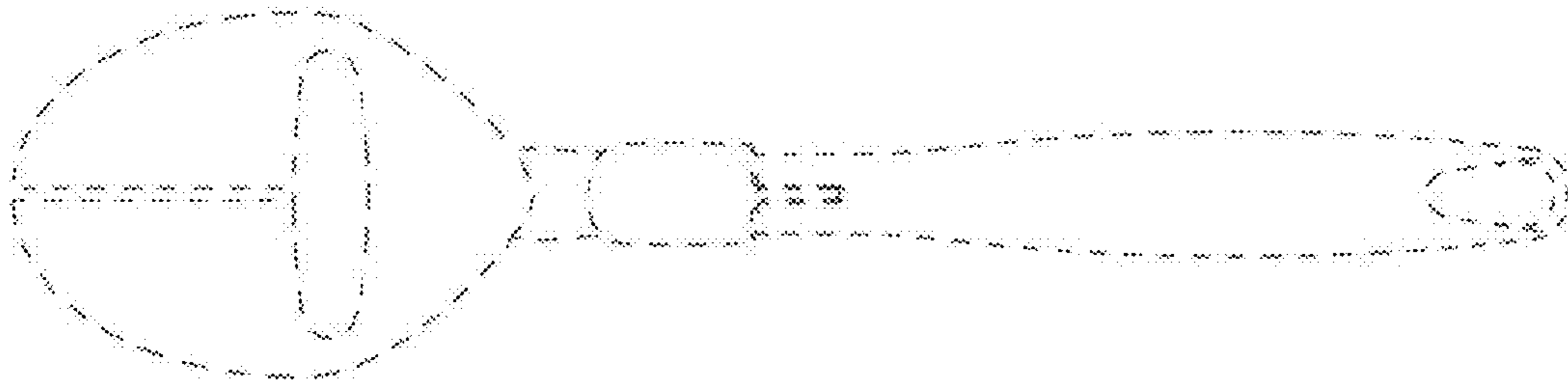


FIGURE 2

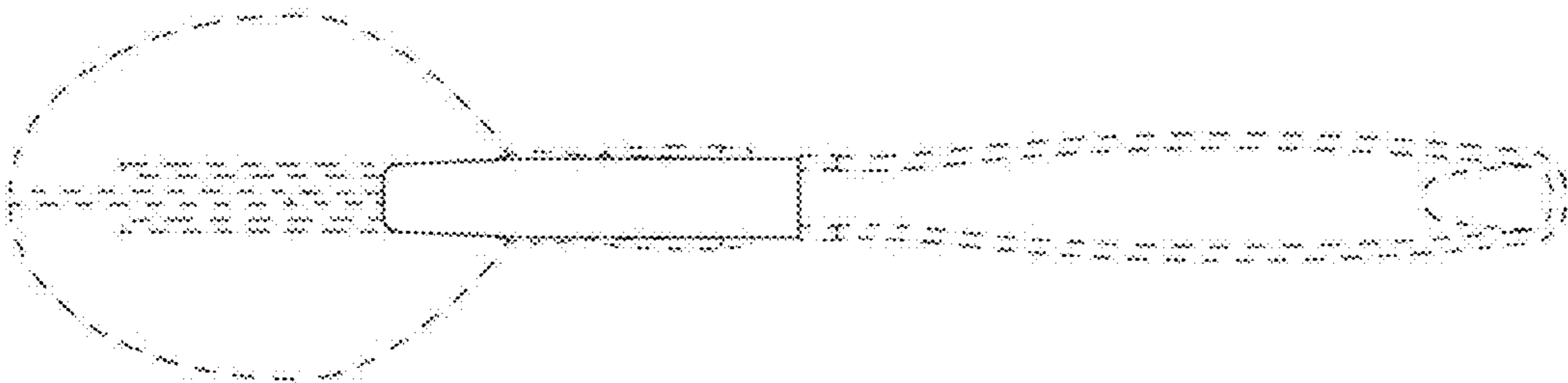


FIGURE 3




FIGURE 4

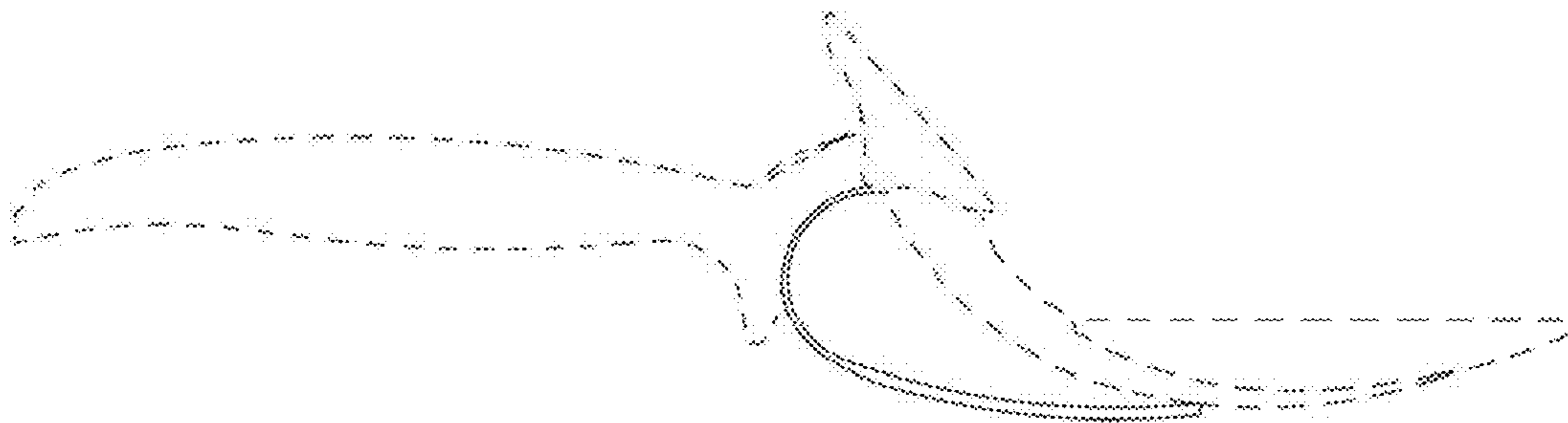


FIGURE 5

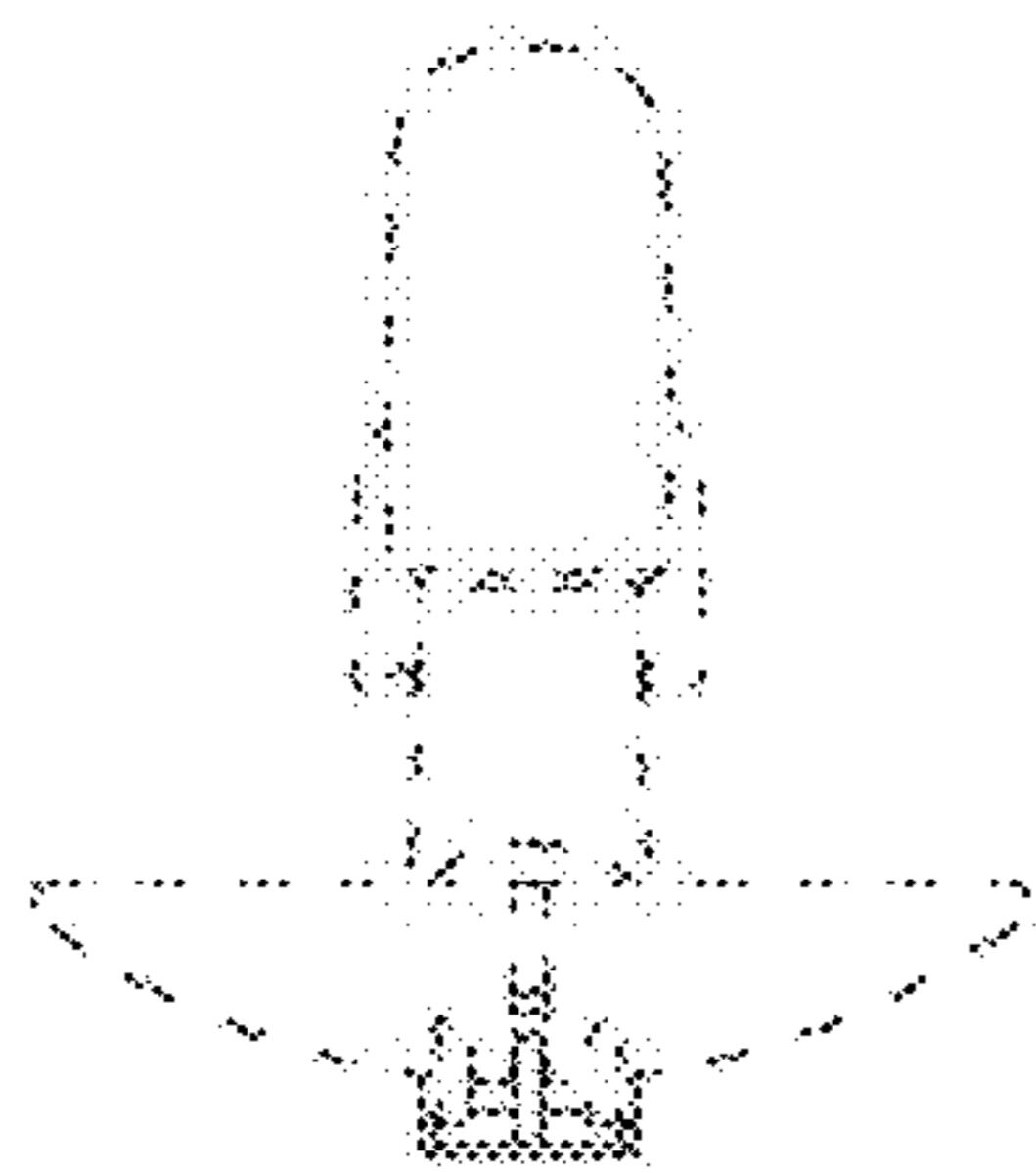


FIGURE 6

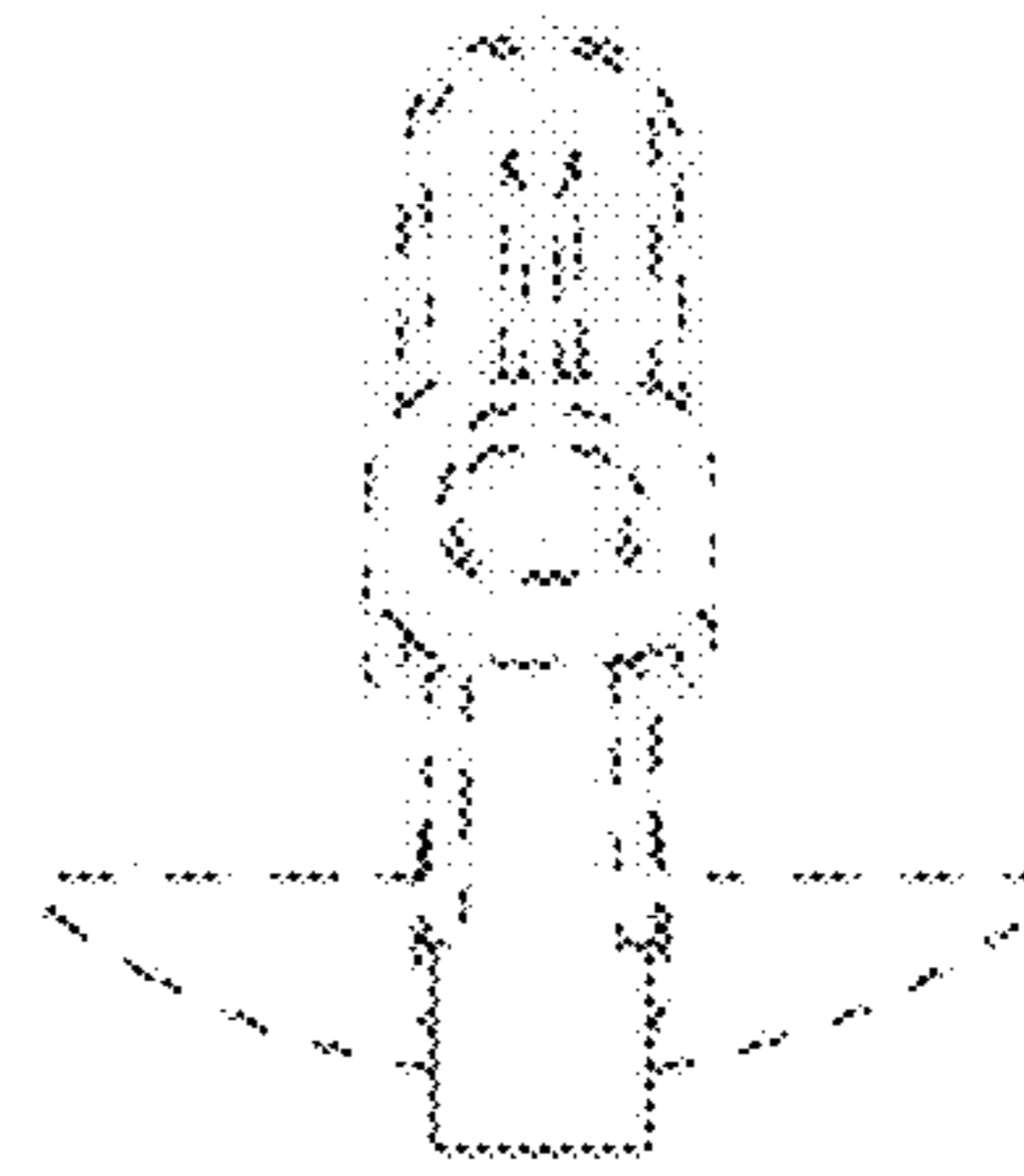


FIGURE 7