



US00D843160S

(12) **United States Design Patent**
Kang et al.

(10) **Patent No.:** **US D843,160 S**
(45) **Date of Patent:** **** Mar. 19, 2019**

(54) **MICROWAVE OVEN**

FOREIGN PATENT DOCUMENTS

(71) Applicant: **Samsung Electronics Co., Ltd.**,
Suwon-si (KR)

CN 302239227 * 12/2012
EM 001276448-0004 5/2011
EM 001328074-0002 5/2012

(72) Inventors: **Jichang Kang**, Seoul (KR); **Jaejun Kim**, Seoul (KR)

OTHER PUBLICATIONS

(73) Assignee: **Samsung Electronics Co., Ltd.**,
Suwon-si (KR)

Amazon. <URL: https://www.amazon.com/dp/B0001W9J20/ref=emc_b_5_i> Oct. 1, 2001. Cuisinart CMW-100 1-Cubic-Foot Stainless Steel Microwave Oven.*

(**) Term: **15 Years**

Primary Examiner — Thomas Johannes

(21) Appl. No.: **29/606,721**

Assistant Examiner — Lauren D McVey

(22) Filed: **Jun. 7, 2017**

(74) *Attorney, Agent, or Firm* — NSIP Law

(30) **Foreign Application Priority Data**

Dec. 28, 2016 (KR) 30-2016-0063822

(51) **LOC (11) Cl.** **07-02**

(52) **U.S. Cl.**
USPC **D7/351**

(58) **Field of Classification Search**
USPC D7/323, 339, 340, 341, 347, 348, 349,
D7/351, 350.1, 350.2, 350.3, 350.4, 402,
D7/403, 405

CPC .. A21B 2/00; A21B 3/02; F24C 15/02; H05B
1/0263; H05B 2206/044; H05B 6/763;
H05B 6/76; H05B 6/802; H05B 6/808;
H05B 6/64

See application file for complete search history.

(56) **References Cited**

U.S. PATENT DOCUMENTS

D430,452 S * 9/2000 Noda D7/351
D476,521 S 7/2003 Fukuda et al.
D599,163 S * 9/2009 Oomae D7/351
D633,329 S * 3/2011 Baek D7/351
D639,105 S * 6/2011 Shin D7/351
D657,607 S * 4/2012 Ohmae D7/351
D665,219 S * 8/2012 Ohmae D7/351
D665,220 S * 8/2012 Ohmae D7/351

(Continued)

(57) **CLAIM**

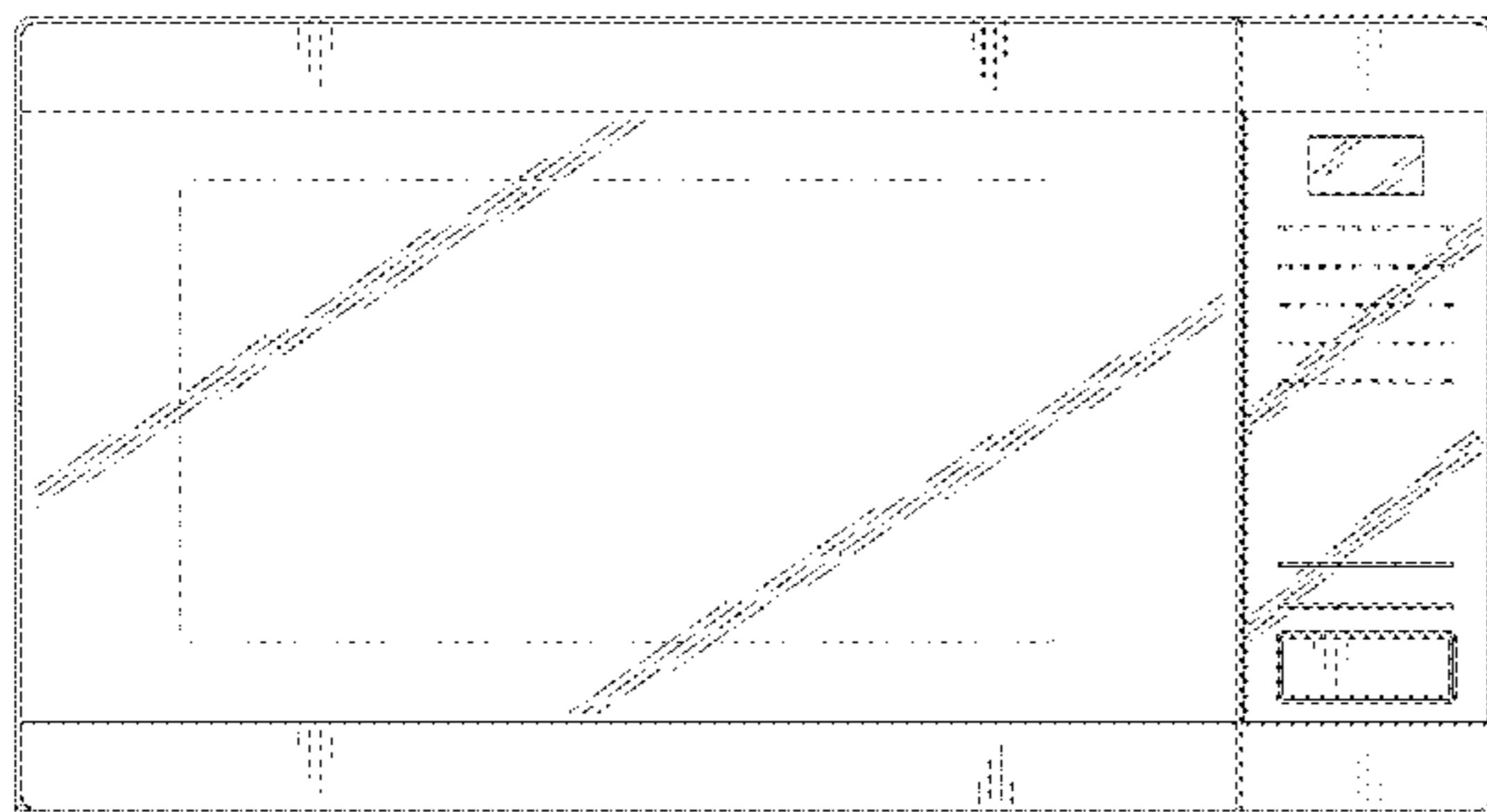
We claim the ornamental design for a microwave oven, as shown and described.

DESCRIPTION

FIG. 1 is a front perspective view of a microwave oven showing our new design;
FIG. 2 is a front elevation view thereof;
FIG. 3 is a rear elevation view thereof;
FIG. 4 is a left side elevation view thereof;
FIG. 5 is a right side elevation view thereof;
FIG. 6 is a top view thereof;
FIG. 7 is a bottom view thereof; and,
FIG. 8 is an enlarged view of the encircled portion in FIG. 7.

The broken lines immediately adjacent the shaded areas represent the boundaries of the claimed design, while all other broken lines are directed to environment; the broken lines form no part of the claimed design. The dot-dot-dash broken lines encircling portions of the claimed design in FIG. 7 that are illustrated in an enlargement in FIG. 8 form no part of the claimed design.

1 Claim, 8 Drawing Sheets



(56)

References Cited

U.S. PATENT DOCUMENTS

D693,167 S	*	11/2013	Kim	D7/351
D717,580 S	*	11/2014	Bryant	D7/351
D750,431 S	*	3/2016	Bergese	D7/405
D773,235 S	*	12/2016	Chung	D7/351
D781,638 S	*	3/2017	Chung	D7/351
D813,592 S	*	3/2018	Jeon	D7/351

* cited by examiner

FIG. 1

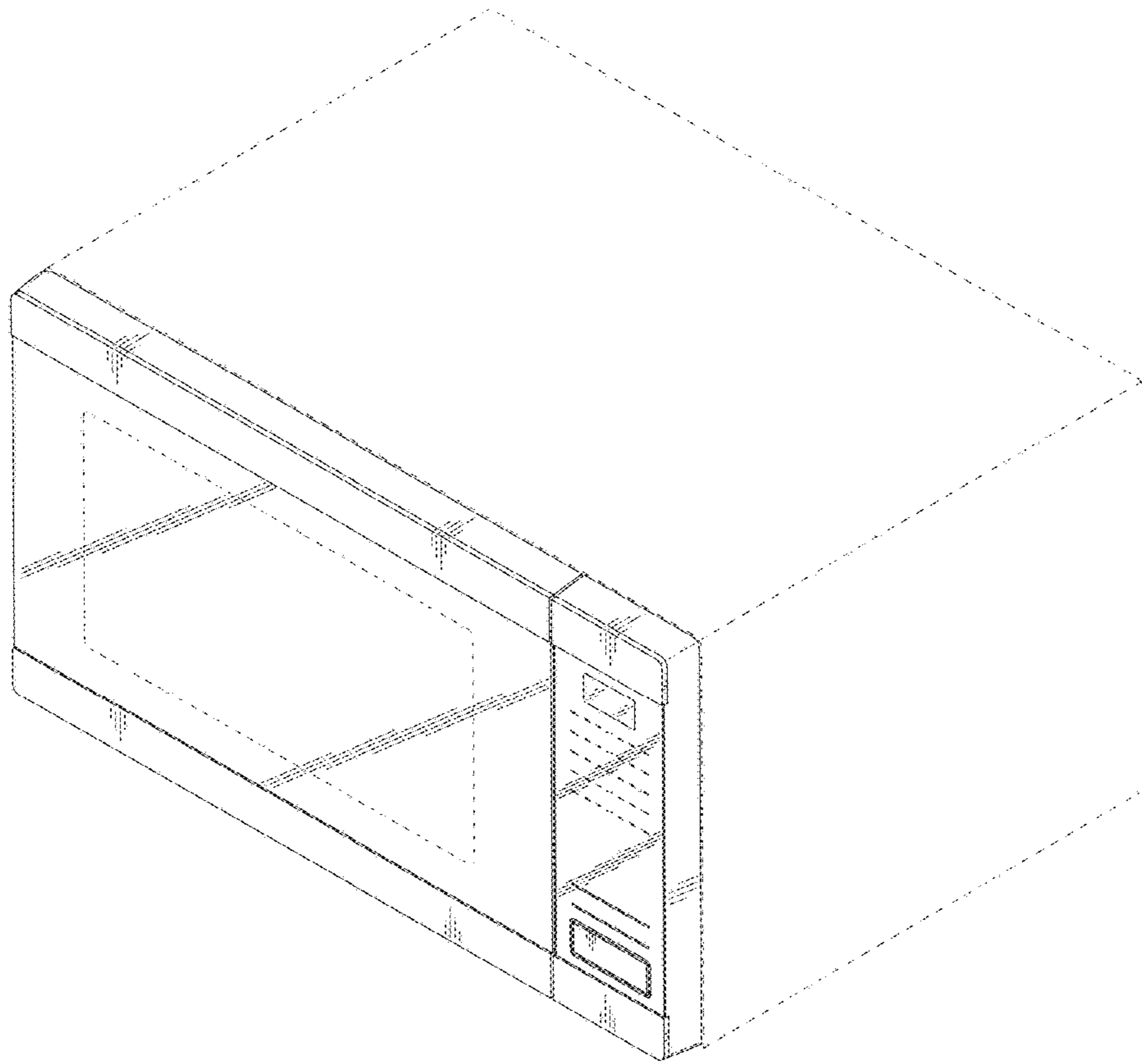


FIG. 2

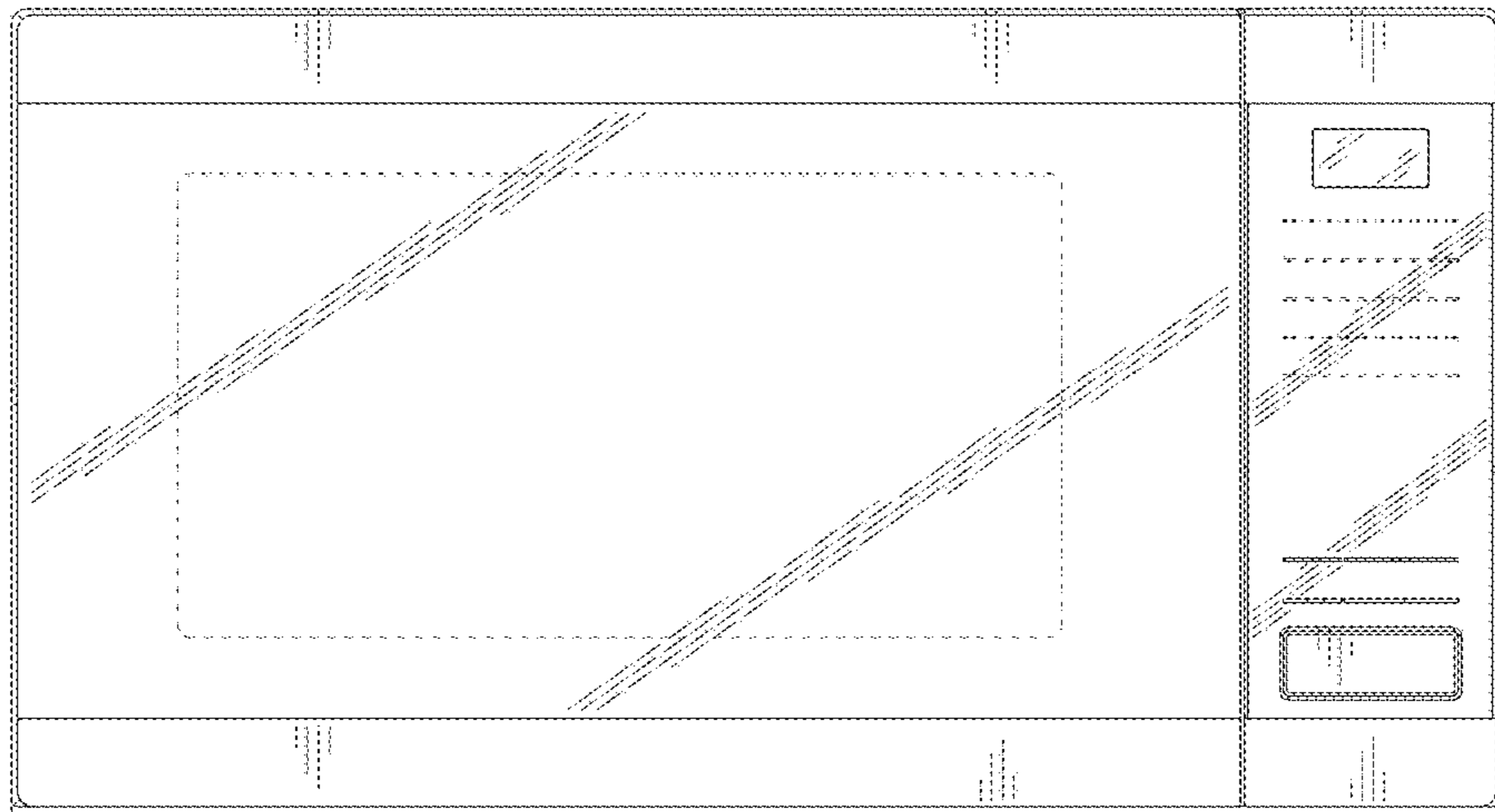


FIG. 3

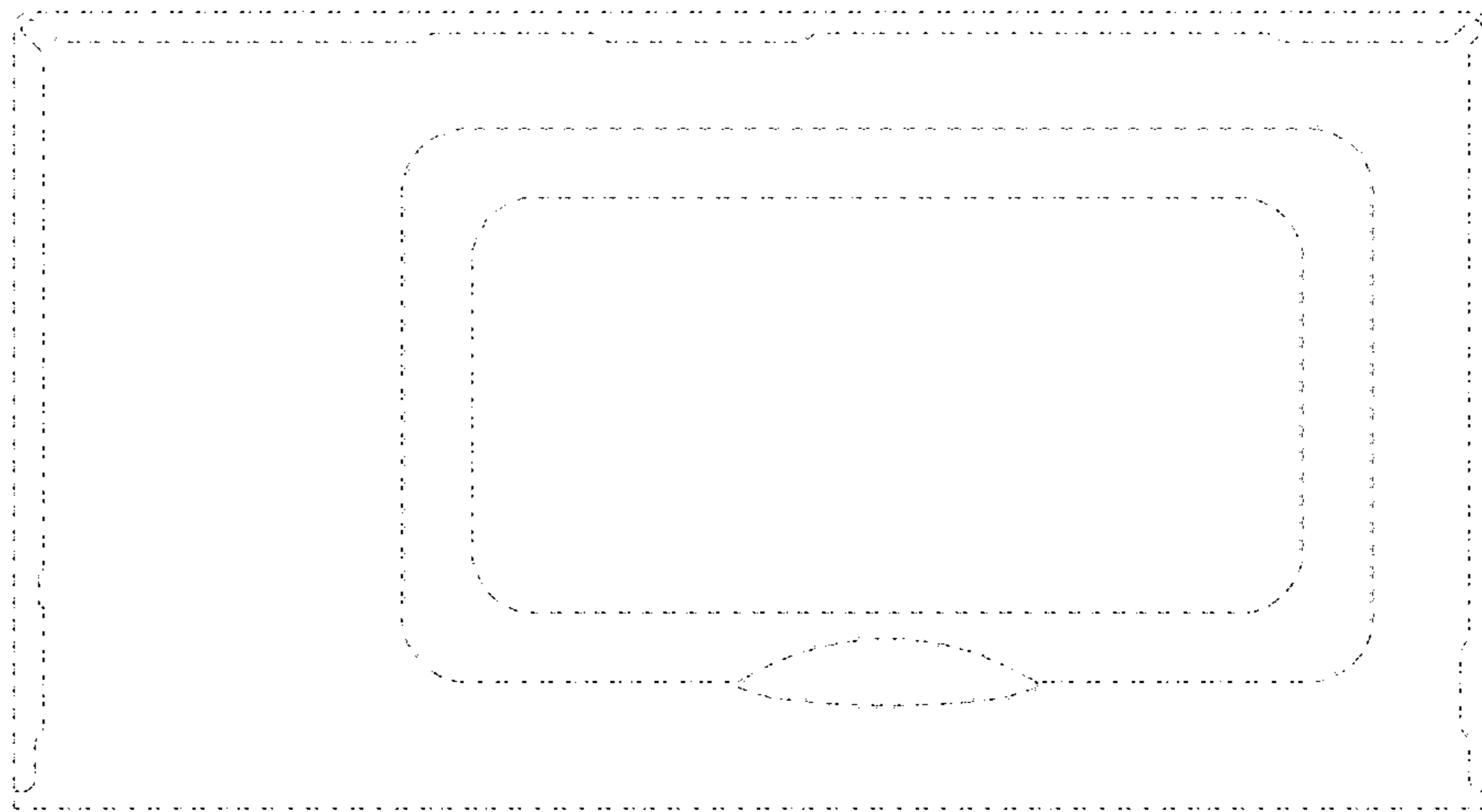


FIG. 4



FIG. 5




FIG. 6

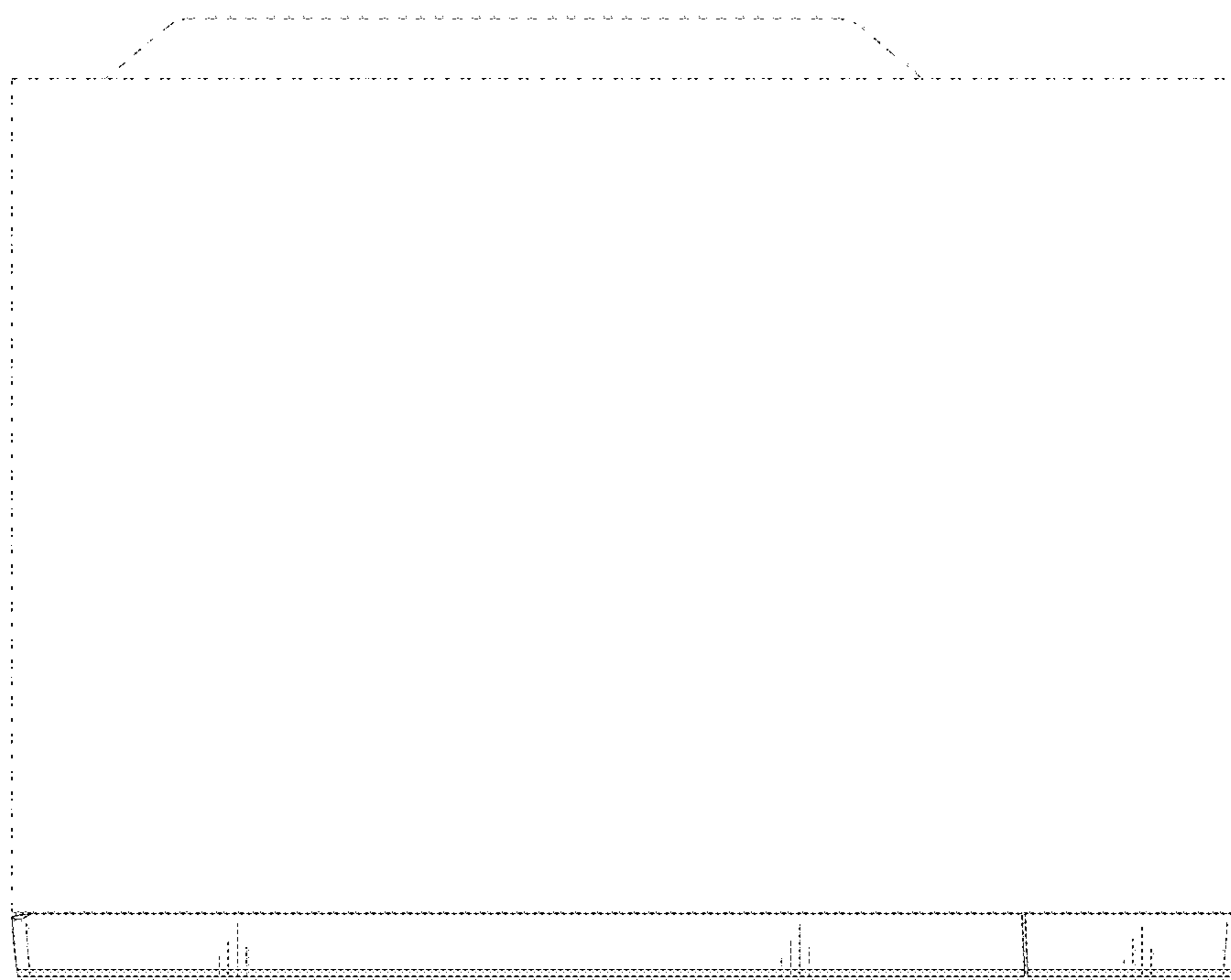


FIG. 7

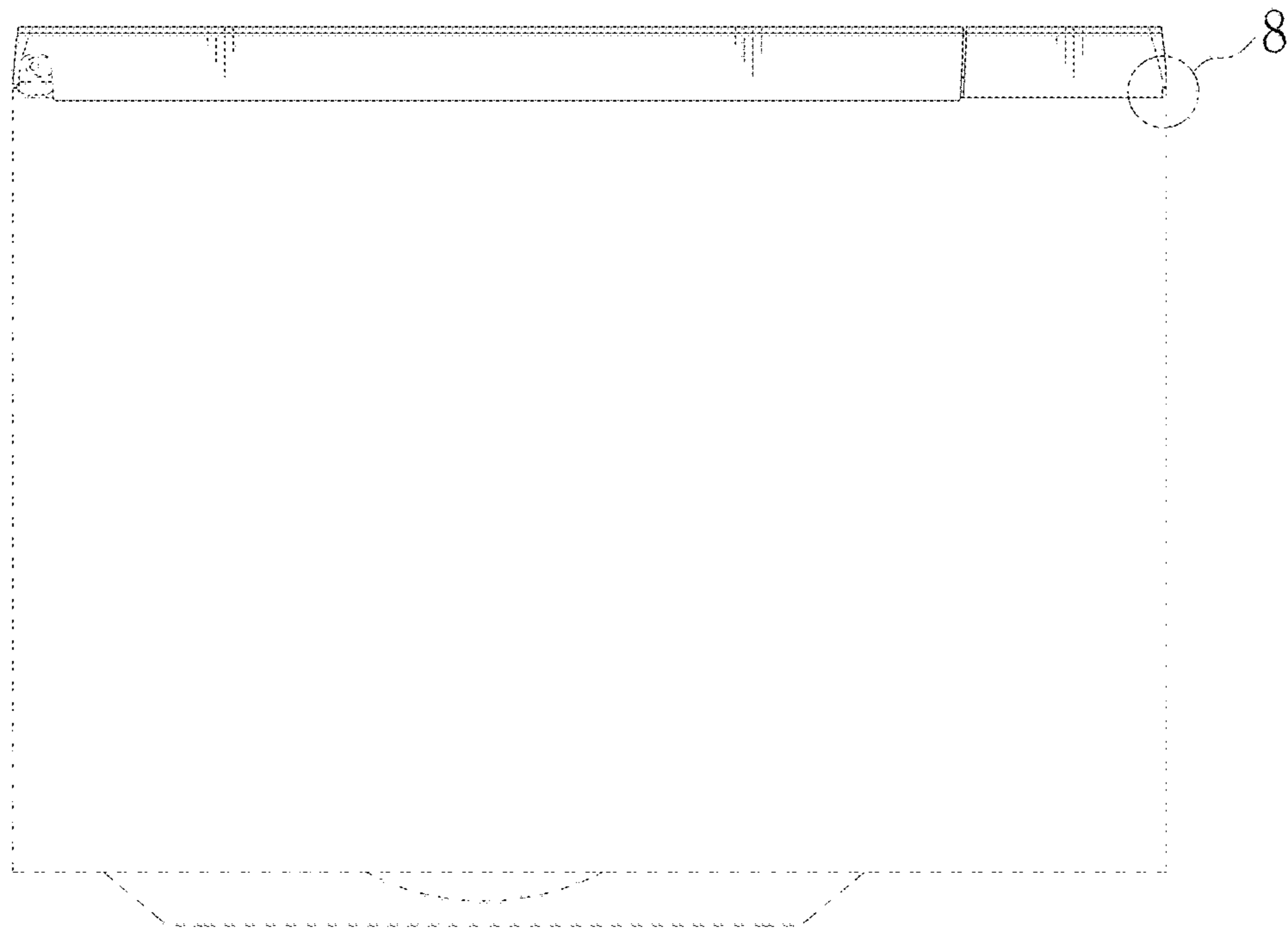


FIG. 8

