



US00D843157S

(12) **United States Design Patent**
Xu

(10) **Patent No.:** **US D843,157 S**
(45) **Date of Patent:** **** Mar. 19, 2019**

(54) **INDUCTION COOKER**

(56) **References Cited**

(71) Applicants: **GUANGDONG MIDEA KITCHEN APPLIANCES MANUFACTURING CO., LTD.**, Foshan (CN); **MIDEA GROUP CO., LTD.**, Foshan (CN)

U.S. PATENT DOCUMENTS

D238,741	S	*	2/1976	Wright	D7/346
4,371,780	A	*	2/1983	Gossler	H01H 89/04 219/452.12
4,511,781	A	*	4/1985	Tucker	H05B 6/062 219/506
D553,900	S	*	10/2007	Grey	D7/346
D557,549	S	*	12/2007	Grey	D7/346
D560,957	S	*	2/2008	Grey	D7/346
D563,715	S	*	3/2008	Grey	D7/346
D706,576	S	*	6/2014	Boo	D7/407
D708,003	S	*	7/2014	Jonovic	D7/346
D743,731	S	*	11/2015	Dumont	D7/346
D778,102	S	*	2/2017	Spurrier	D7/346
D786,610	S	*	5/2017	Koehler	D7/346
D818,307	S	*	5/2018	Chen	D7/367

(72) Inventor: **Weichang Xu**, Foshan (CN)

(73) Assignees: **GUANGDONG MIDEA KITCHEN APPLIANCES MANUFACTURING CO., LTD.**, Foshan (CN); **MIDEA GROUP CO., LTD.**, Foshan (CN)

(**) Term: **15 Years**

* cited by examiner

(21) Appl. No.: **29/618,920**

Primary Examiner — Ricky Pham

(22) Filed: **Sep. 26, 2017**

(74) *Attorney, Agent, or Firm* — Kilpatrick Townsend & Stockton LLP

(30) **Foreign Application Priority Data**

Jul. 31, 2017 (CN) 2017 3 0344872

(57) **CLAIM**

(51) **LOC (11) Cl.** **07-02**

The ornamental design for an induction cooker, as shown and described.

(52) **U.S. Cl.**

USPC **D7/346**; D7/348

DESCRIPTION

(58) **Field of Classification Search**

USPC D7/323, 328–330, 339–349, 367, 390,

D7/402–407; D8/300–306

CPC ... A21B 2/00; A47J 37/00; A47J 37/06; A47J

37/0611; A47J 37/08; A47J 37/0807;

A47J 37/0814; A47J 37/0835; A47J

37/0842; A47J 37/085; A47J 37/0864;

A47J 37/0878; A47J 37/0885; A47J

37/0892; F24C 7/00; F24C 7/002; F24C

7/046; F24C 7/067; F24C 15/02; F24C

15/04; F24C 15/10; F24C 15/102; H01H

89/04; H05B 6/062

FIG. 1 is a perspective view of an induction cooker showing my new design;

FIG. 2 is a top view thereof;

FIG. 3 is a bottom view thereof;

FIG. 4 is a right side view thereof;

FIG. 5 is a left side view thereof;


FIG. 6 is a back view thereof; and,

FIG. 7 is a front view thereof.

The broken lines in the figures are presented for the purpose of illustrating various portions of the induction cooker and/or environment, and form no part of the claimed design.

See application file for complete search history.

1 Claim, 5 Drawing Sheets






FIG.1




FIG.2

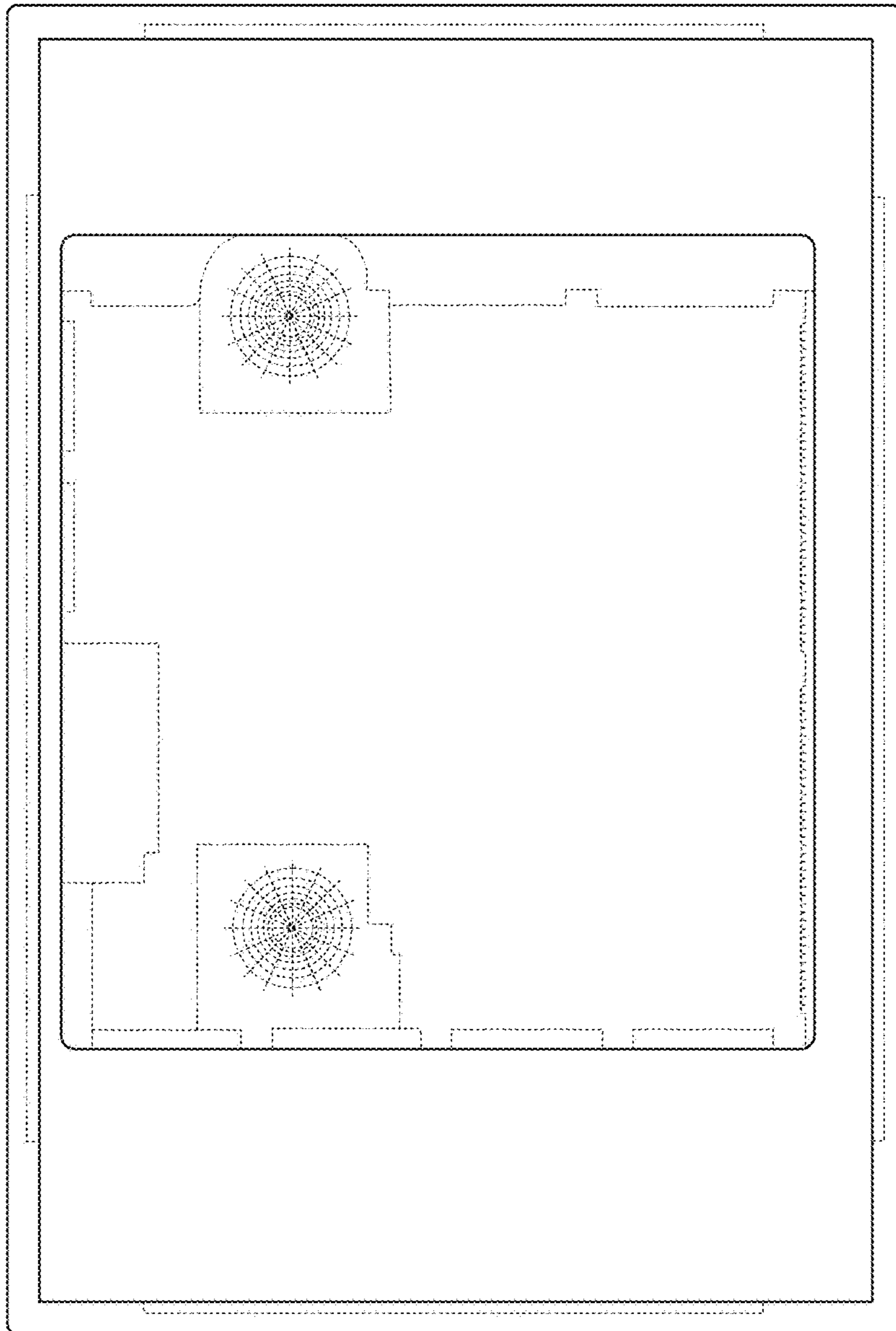


FIG. 3

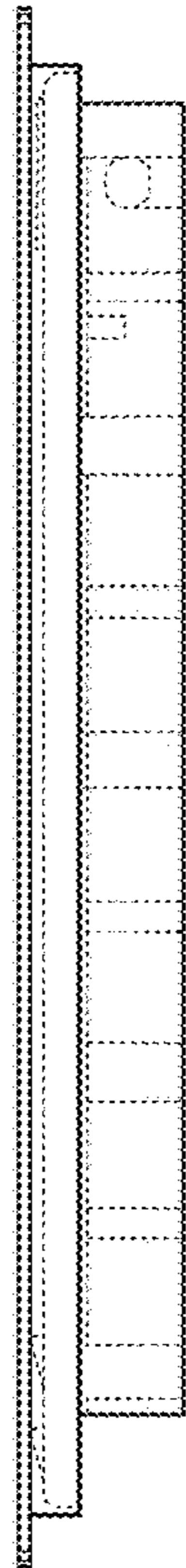


FIG.4

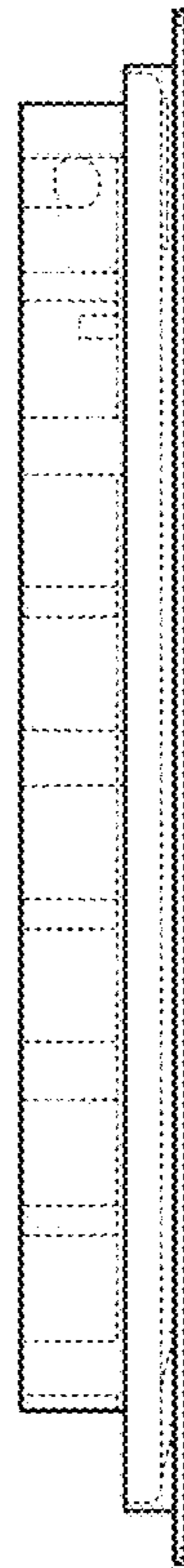


FIG.5




FIG. 6




FIG. 7