



US00D843149S

(12) **United States Design Patent**  
**Nilsson et al.**

(10) **Patent No.:** **US D843,149 S**  
(45) **Date of Patent:** **\*\* Mar. 19, 2019**

(54) **DIVIDER FOR A STORAGE CONTAINER**  
(71) Applicant: **Elfa International AB**, Västervik (SE)  
(72) Inventors: **Peter Nilsson**, Västervik (SE); **Fikret Arnautovic**, Västervik (SE)  
(73) Assignee: **Elfa International AB**, Västervik (SE)  
(\*\*) Term: **15 Years**  
(21) Appl. No.: **29/582,933**  
(22) Filed: **Nov. 1, 2016**

(30) **Foreign Application Priority Data**  
May 27, 2016 (EM) ..... 003156645  
(51) **LOC (11) Cl.** ..... **06-06**  
(52) **U.S. Cl.**  
USPC ..... **D6/706**  
(58) **Field of Classification Search**  
USPC ..... D6/312, 329, 512, 702, 706, 705.7, 332;  
D8/380-381, 349, 354; D3/318-319  
CPC ..... A47B 57/583; A47F 5/005; A47F 5/0018;  
A47F 5/0025; A47F 5/0068  
See application file for complete search history.

(56) **References Cited**  
**U.S. PATENT DOCUMENTS**  
4,420,086 A 12/1983 Bardes  
4,889,397 A \* 12/1989 Ryan ..... A47B 57/58  
312/332.1  
D458,781 S \* 6/2002 Cook ..... D6/706  
8,556,092 B2 \* 10/2013 Valiulis ..... A47F 5/005  
108/61  
8,579,124 B2 \* 11/2013 Ferry ..... B65D 5/0015  
211/126.16

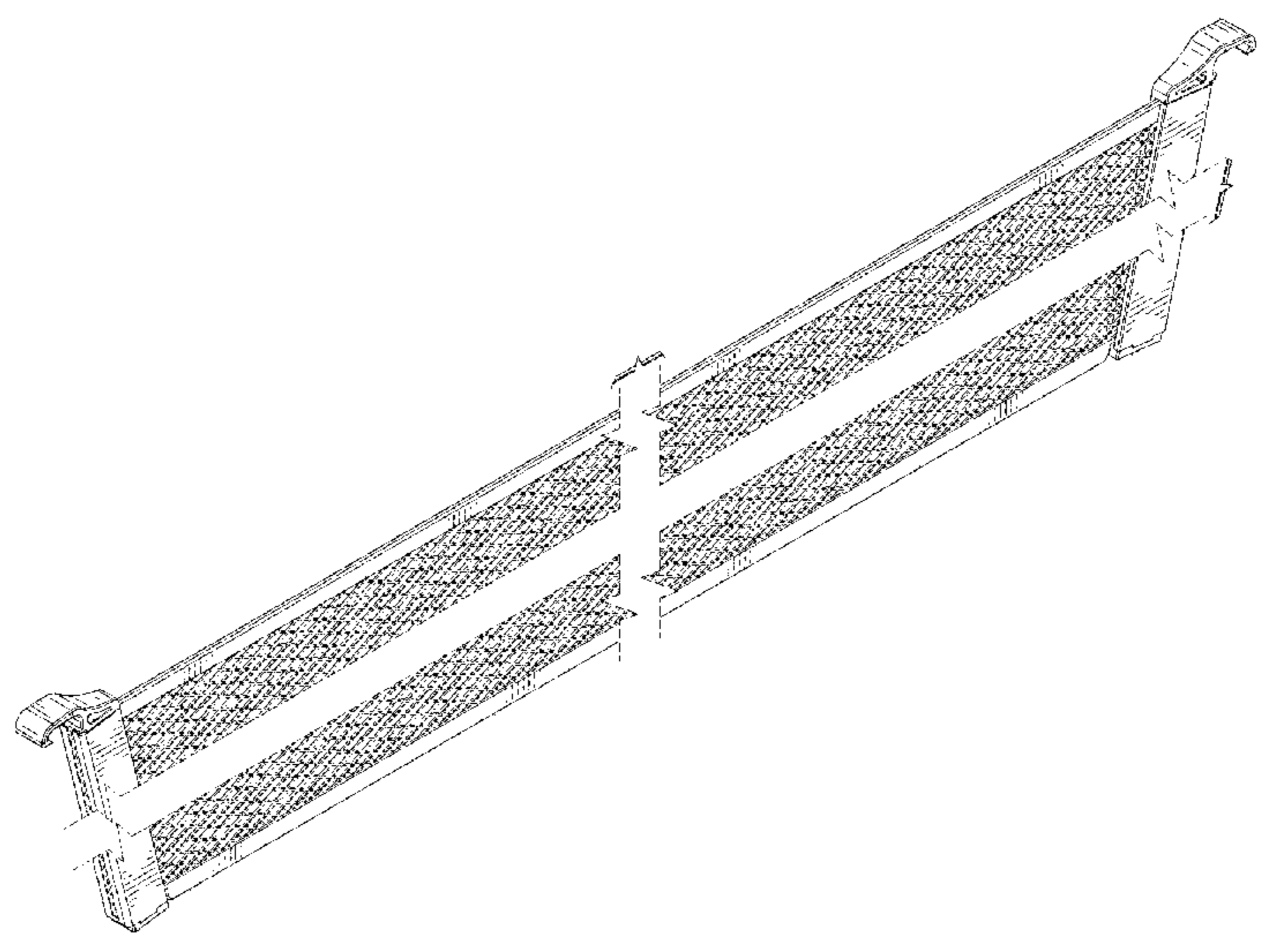
D702,068 S \* 4/2014 Mitten ..... D6/706  
D707,994 S \* 7/2014 Le ..... D6/706  
D760,519 S \* 7/2016 Le ..... D6/706  
D798,091 S \* 9/2017 Collette ..... D6/706  
D808,206 S \* 1/2018 Zeidner ..... D6/706  
D819,732 S \* 6/2018 Nilsson ..... D19/34.1  
2005/0133471 A1 \* 6/2005 Squitieri ..... A47F 1/12  
211/59.2  
2010/0252519 A1 \* 10/2010 Hanners ..... A47F 5/005  
211/184

\* cited by examiner  
*Primary Examiner* — Kelley A Donnelly  
(74) *Attorney, Agent, or Firm* — Hubbard Johnston, PLLC

(57) **CLAIM**  
The ornamental design for a divider for a storage container, as shown and described.

**DESCRIPTION**  
FIG. 1 is a perspective view of a first side of a divider for a storage container;  
FIG. 2 is a elevational view of a second side thereof;  
FIG. 3 is an elevational view of a first end thereof;  
FIG. 4 is an elevational view of a second end thereof;  
FIG. 5 is a top plan view thereof;  
FIG. 6 is a bottom plan view thereof; and,  
FIG. 7 is a front perspective view thereof showing the divider in a storage container and shelf system in which the divider may be used.  
The broken lines show portions of the article and environment that form no part of the claimed design.  
The break lines shown in FIGS. 1, 2, 3, 4, 5, 6, and 7 are not part of the claimed design and represent that no particular length is claimed.

**1 Claim, 4 Drawing Sheets**



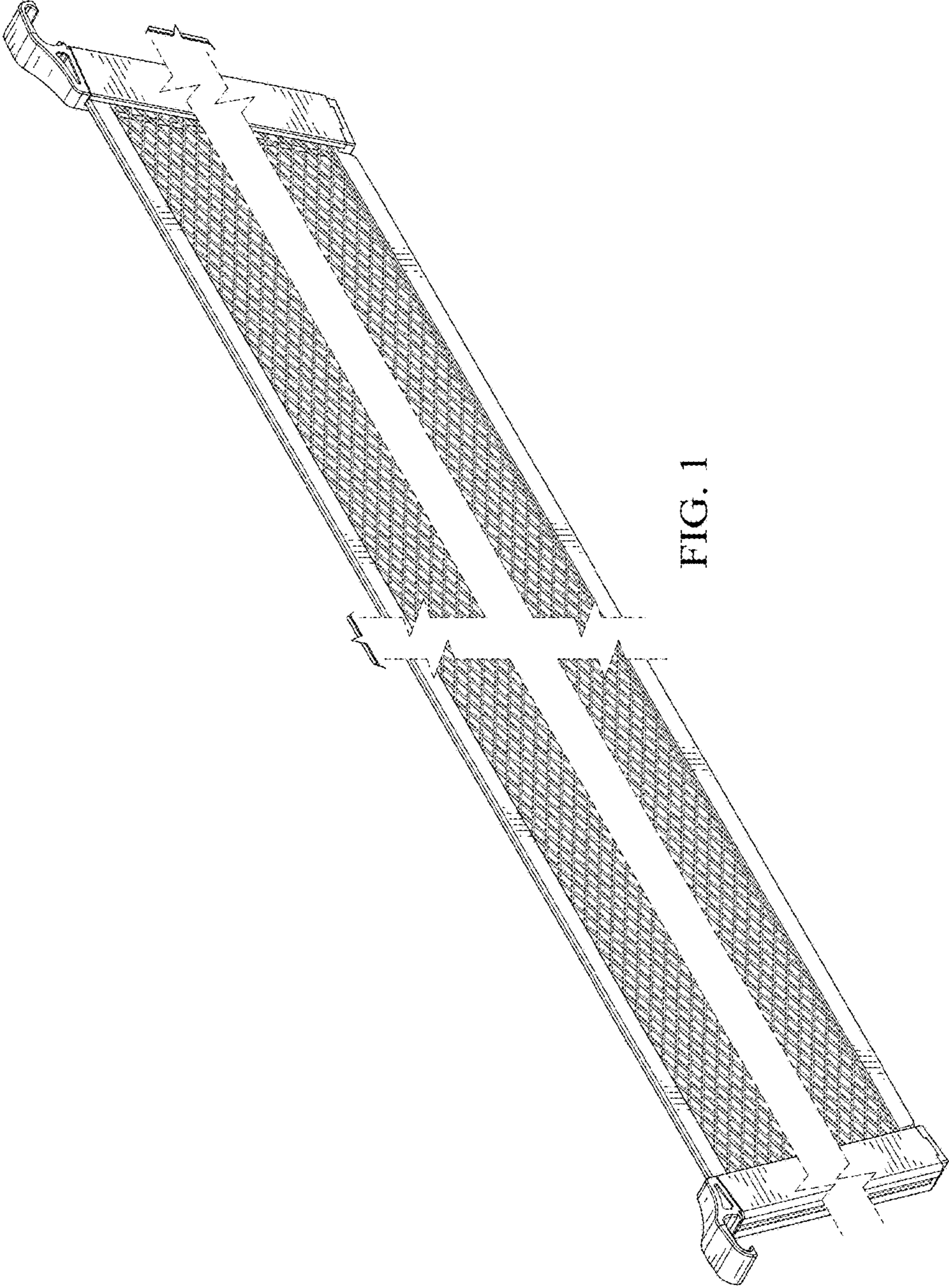


FIG. 1

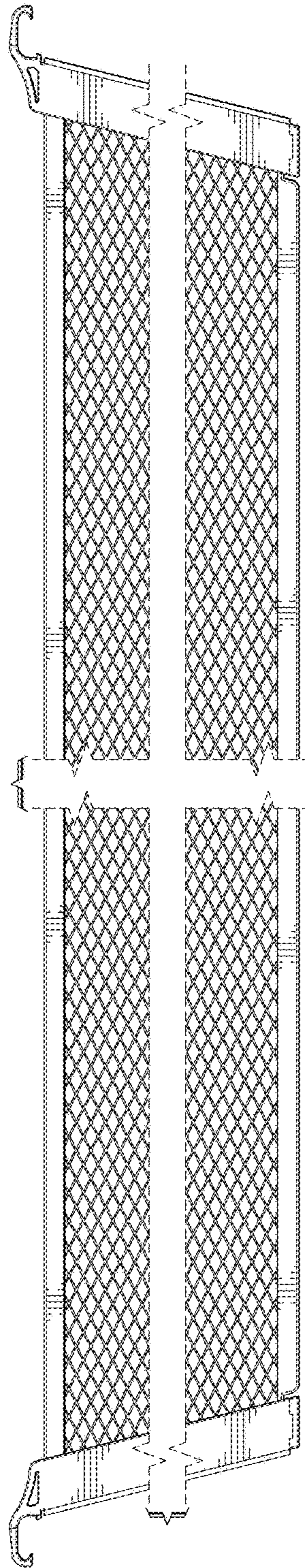


FIG. 2

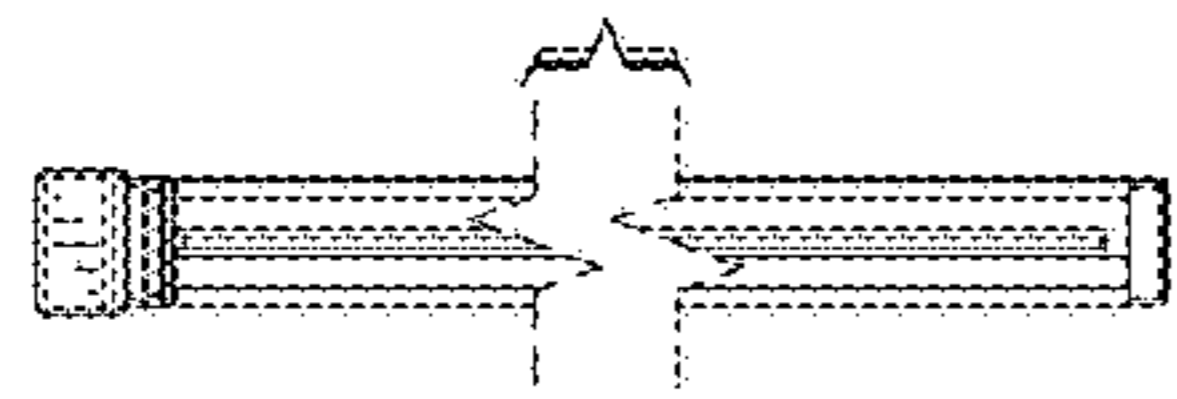


FIG. 3

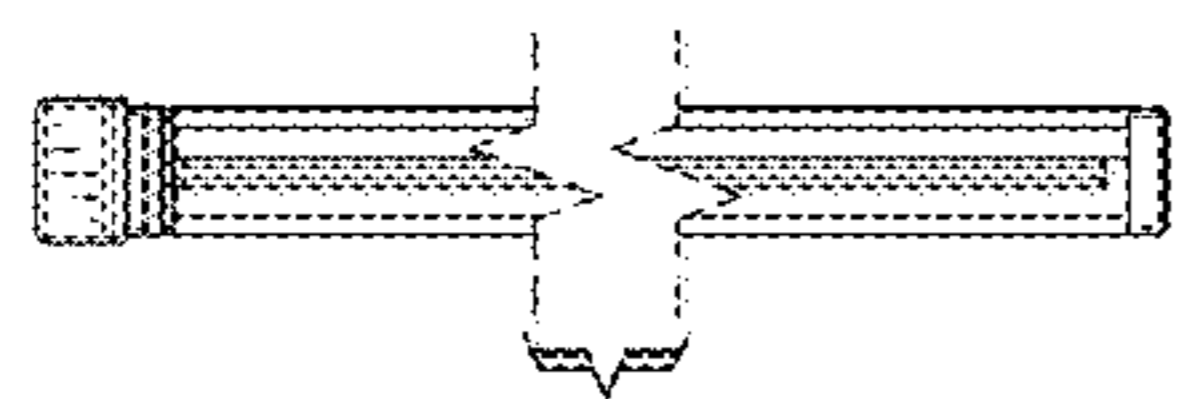


FIG. 4



FIG. 5



FIG. 6

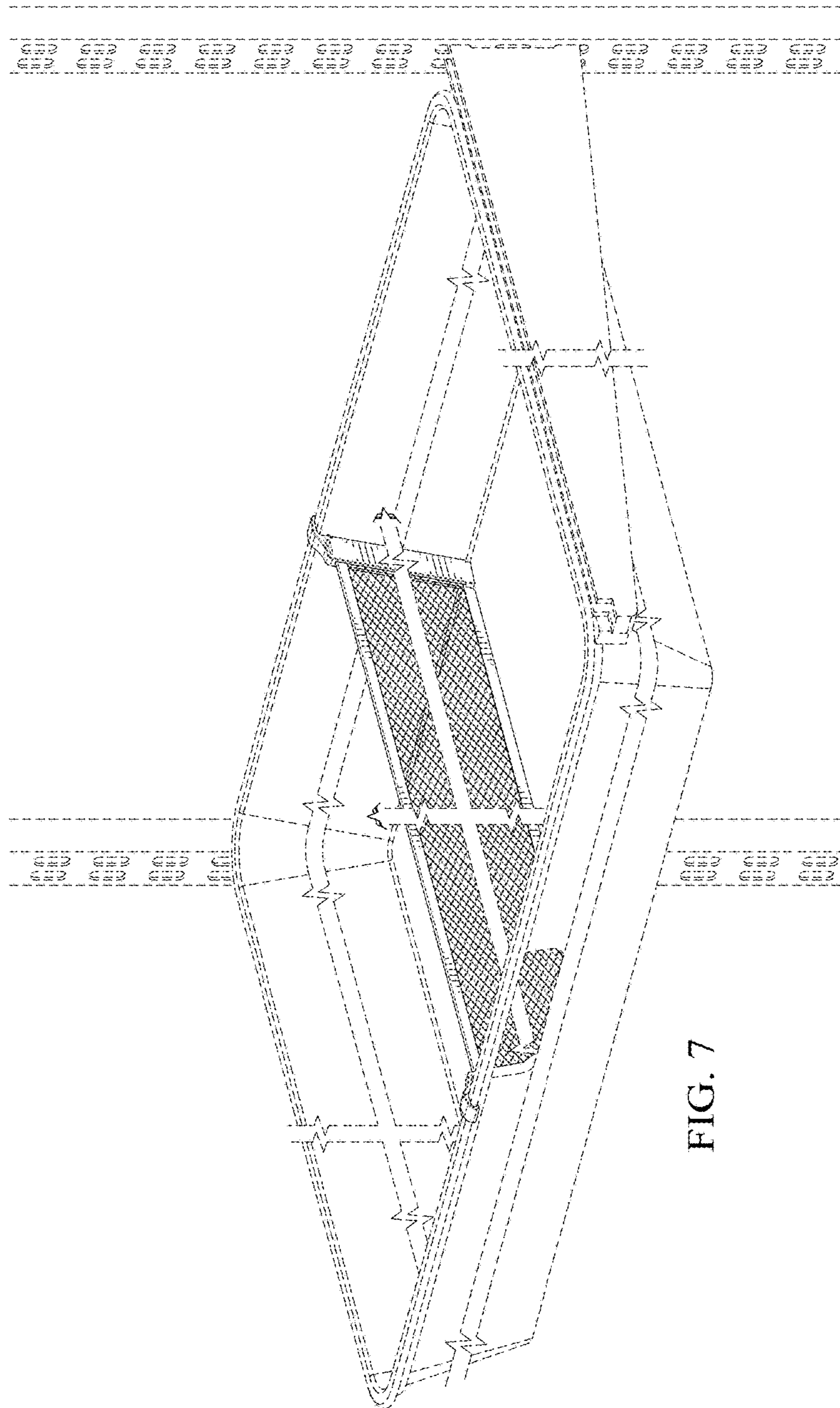


FIG. 7