

US00D843126S

(12) **United States Design Patent**
Norguet

(10) **Patent No.:** **US D843,126 S**

(45) **Date of Patent:** **** Mar. 19, 2019**

(54) **CHAIR WITH ARMRESTS**

(71) Applicant: **EMU GROUP S.P.A.**, Marsciano
(Perugia) (IT)

(72) Inventor: **Patrick Norguet**, Paris (FR)

(**) Term: **15 Years**

(21) Appl. No.: **29/631,647**

(22) Filed: **Jan. 1, 2018**

(30) **Foreign Application Priority Data**

Jul. 5, 2017 (EM) 004088847-0007

(51) **LOC (11) Cl.** **06-01**

(52) **U.S. Cl.**
USPC **D6/376; D6/379**

(58) **Field of Classification Search**
USPC D6/334-336, 369, 371, 372, 373, 374,
D6/375, 376, 379, 380, 716, 716.1, 716.3,
D6/716.4
CPC A47C 3/04; A47C 4/02; A47C 4/03; A47C
5/04; A47C 5/06; A47C 5/12; A47C 7/16
See application file for complete search history.

(56) **References Cited**

U.S. PATENT DOCUMENTS

D324,786 S * 3/1992 Saiger D6/379
D442,793 S * 5/2001 Lin D6/376

D454,008 S * 3/2002 Tseng D6/376
D526,137 S * 8/2006 Rech D6/376
D550,469 S * 9/2007 White, III D6/369
D569,643 S * 5/2008 Camp, Jr. D6/376
D776,448 S * 1/2017 Pevere D6/375
D776,449 S * 1/2017 Lucidi D6/375
D811,765 S * 3/2018 Rizzini D6/379

* cited by examiner

Primary Examiner — Mimoso De
(74) *Attorney, Agent, or Firm* — Themis Law

(57) **CLAIM**

The ornamental design for a chair with armrests, as shown and described.

DESCRIPTION

FIG. 1 is a perspective view of a chair with armrests showing my new design;
FIG. 2 is a front elevational view thereof;
FIG. 3 is a left side elevational view thereof, the right side being a mirror image;
FIG. 4 is a rear elevational view thereof;
FIG. 5 is a top view thereof;
FIG. 6 is a bottom view thereof;
FIG. 7 is a front detail view of the lattice in the back of the chair; and,
FIG. 8 is a rear detail view of the lattice of FIG. 7.

1 Claim, 7 Drawing Sheets






FIG. 1



FIG. 2



FIG. 3



FIG. 4



FIG. 5



FIG. 6




FIG. 7




FIG. 8