



US00D843076S

(12) **United States Design Patent**
Tomita

(10) **Patent No.:** **US D843,076 S**
(45) **Date of Patent:** **** Mar. 12, 2019**

(54) **SCRAPER**

(71) Applicant: **Kabushiki-Kaisha Tomitahamono**,
Tsubame-shi, Niigata-ken (JP)

(72) Inventor: **Hiroshi Tomita**, Tsubame (JP)

(73) Assignee: **KABUSHIKI-KAISHA**
TOMITAHAMONO, Tsubame-shi (JP)

(**) Term: **15 Years**

(21) Appl. No.: **29/595,688**

(22) Filed: **Mar. 1, 2017**

(30) **Foreign Application Priority Data**

Sep. 20, 2016 (JP) 2016-020216

(51) **LOC (11) Cl.** **07-05**

(52) **U.S. Cl.**
USPC **D32/46**

(58) **Field of Classification Search**
USPC D32/40-46; D8/1-14, 80, 94, 107;
D4/127, 130-132, 134-135, 138, 199
CPC .. A46B 13/02; A47J 37/07; A47L 1/16; A47L
13/02; B60S 3/04; B60S 1/38
See application file for complete search history.

(56) **References Cited**

U.S. PATENT DOCUMENTS

1,592,950 A * 7/1926 McClain A47L 13/08
15/236.01
2,259,662 A * 10/1941 Roberts B27G 17/04
30/171
2,392,273 A * 1/1946 Soldani B44D 3/162
15/236.01
2,519,946 A * 8/1950 Voelker B60S 3/045
15/236.02
D170,460 S * 9/1953 Hauser 15/236.02

2,719,316 A * 10/1955 Hauser A47L 13/08
15/105
3,765,275 A * 10/1973 Johnson A47J 43/28
15/105
4,164,801 A * 8/1979 Thomas B60S 3/045
15/236.02

(Continued)

FOREIGN PATENT DOCUMENTS

WO WO D039512-003 * 5/1997

OTHER PUBLICATIONS

Amazon.com | Helen's Asian Kitchen Rice Paddle, review 2015,
https://www.amazon.com/Helens-Asian-Kitchen-Rolling-Natural/dp/B00D6PRH20/ref=sr_1_49?s=home-garden&ie=UTF8&qid=1536063670&sr=1-49&keywords=rice+paddle, site visited Sep. 4, 2018.*

(Continued)

Primary Examiner — John Windmuller

Assistant Examiner — John R Yeh

(74) *Attorney, Agent, or Firm* — Birch, Stewart, Kolasch & Birch, LLP

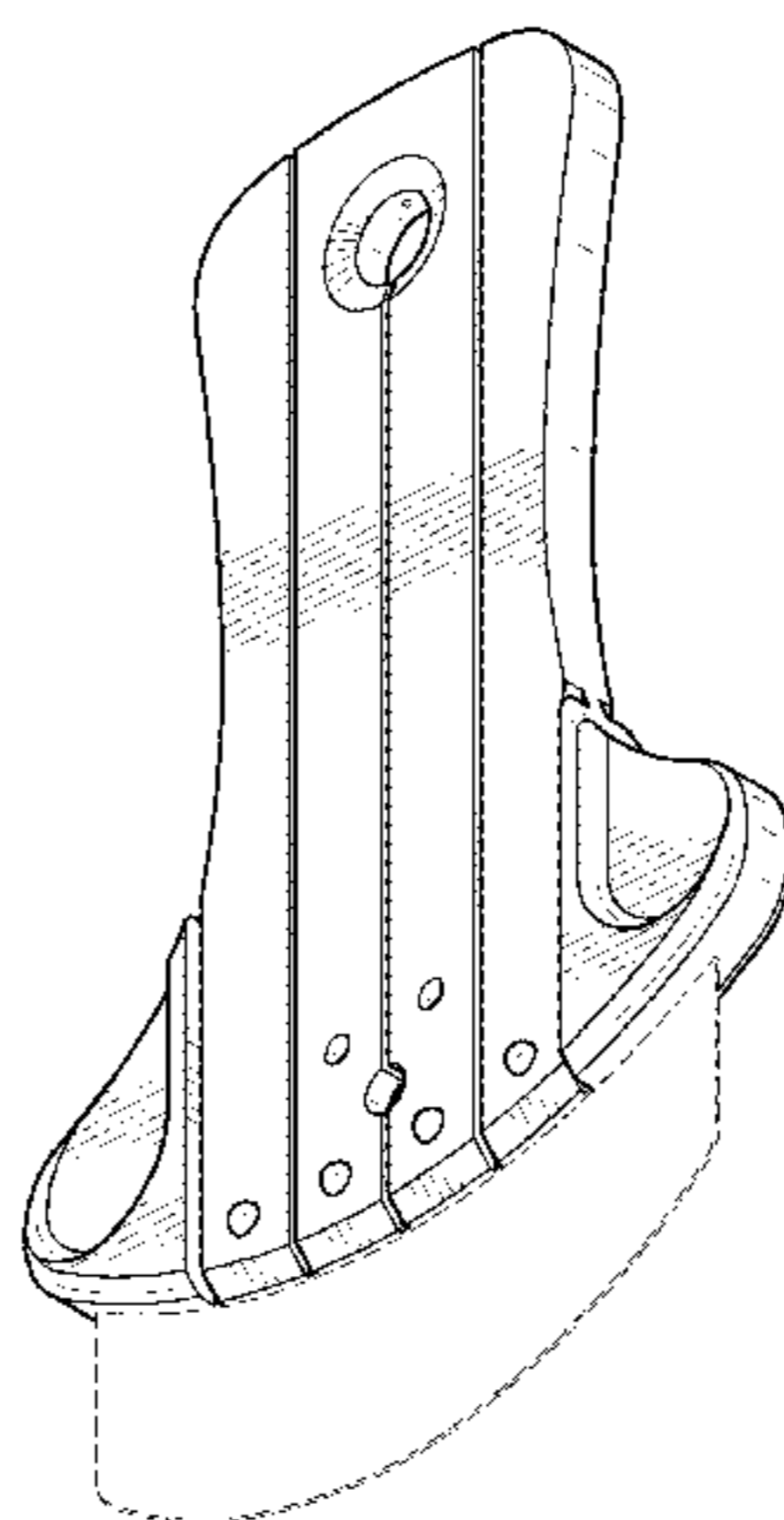
(57) **CLAIM**

The ornamental design for a scraper, as shown and described.

DESCRIPTION

FIG. 1 is a front view thereof, a rear view being identical thereto;
FIG. 2 is a top view thereof;
FIG. 3 is a bottom view thereof;
FIG. 4 is a right view thereof, a left side view being identical thereto; and,
FIG. 5 is a front, right perspective view thereof.
With reference to FIGS. 1 and 5, the broken lines illustrated in drawings show a blade for the scraper and are for illustrative purposes only and form no part of the claimed design.

(Continued)



The scraper contains four raised projections or bumps (see FIGS. 1-3 and 5) and two similarly sized holes (see FIGS. 1 and 5).

1 Claim, 4 Drawing Sheets

(56) **References Cited**

U.S. PATENT DOCUMENTS

D271,627	S	*	11/1983	Bauer	D32/42
D274,273	S	*	6/1984	Auerbach	D32/35
D274,566	S	*	7/1984	Osterman	D32/48
D279,415	S	*	6/1985	Osrow	D26/38
D298,205	S	*	10/1988	Pollak	D8/10
D312,155	S	*	11/1990	Saunders	D32/46
D392,434	S	*	3/1998	Garner	D32/46
D394,923	S	*	6/1998	Hellinger	D32/46
D452,759	S	*	1/2002	Spear	D32/46
D458,428	S	*	6/2002	Wenner	D32/46
D626,388	S	*	11/2010	Greenly	D8/10
D753,890	S	*	4/2016	Zemel	D32/46

OTHER PUBLICATIONS

Amazon.com: Hopkins Subzero 16621 Ice Crusher Ice Scraper, review 2016, https://www.amazon.com/dp/B001DKO3X6/ref=psdc_15737041_t2_B019HUQH6O#customerReviews, site visited Sep. 4, 2018.*

* cited by examiner

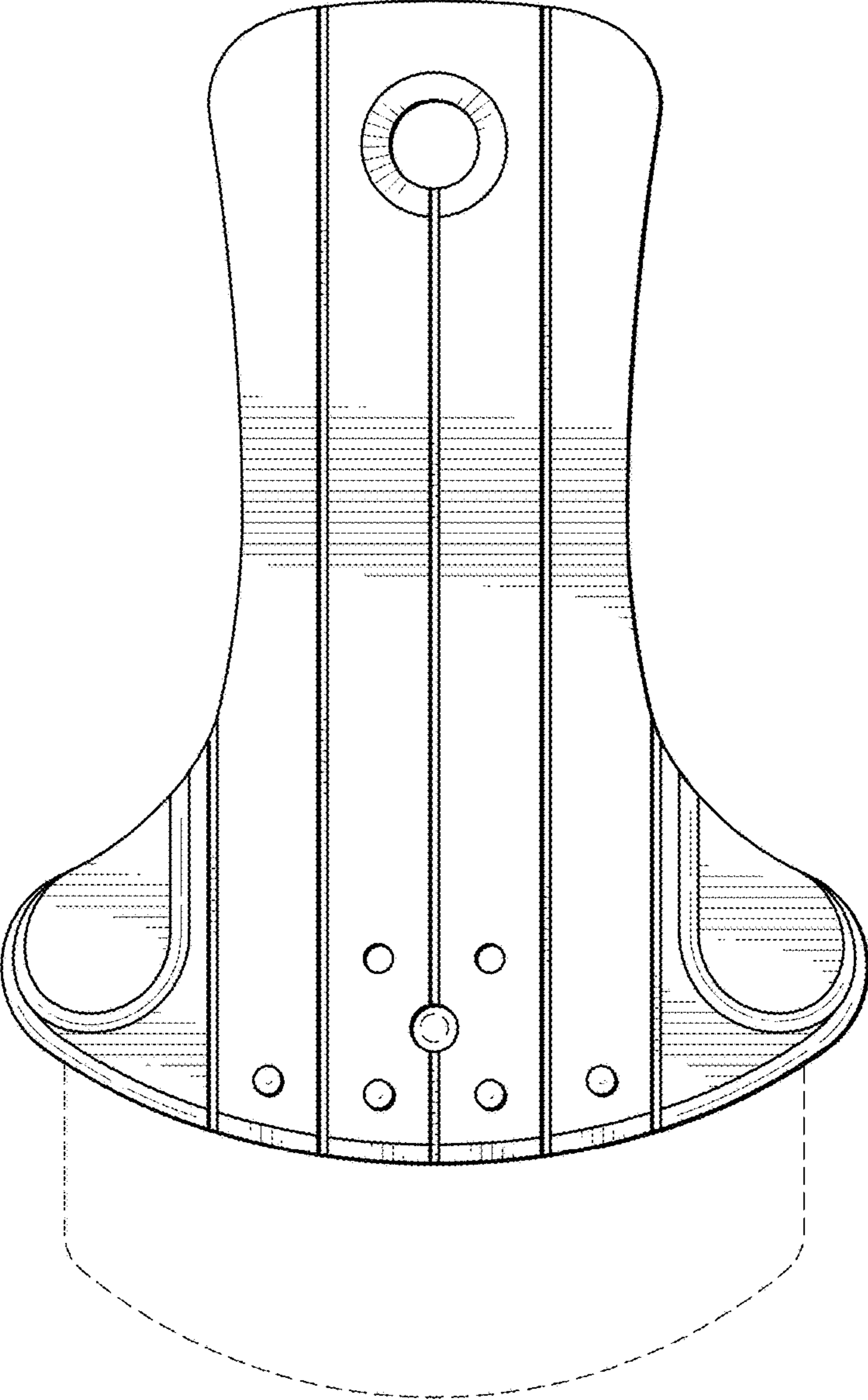


FIG.1

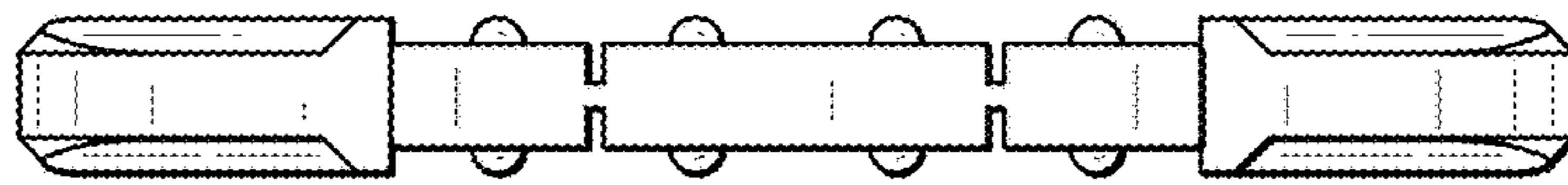


FIG. 2

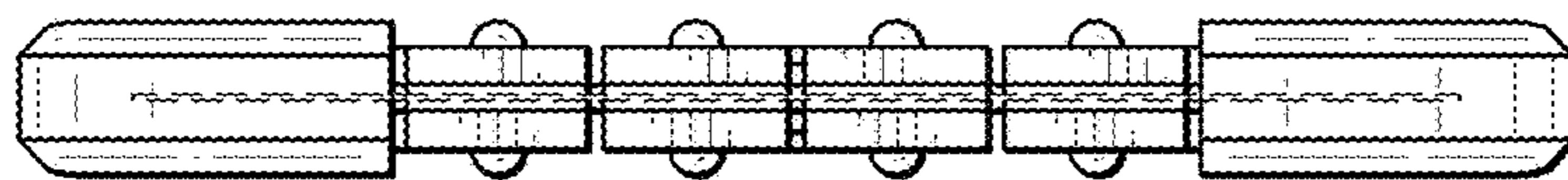


FIG. 3

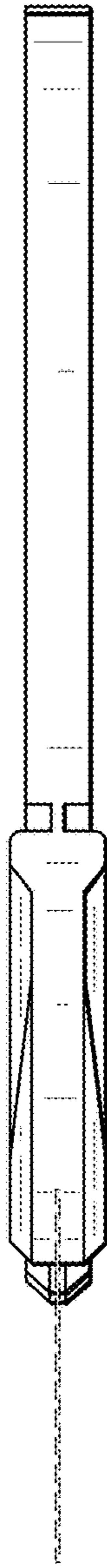


FIG.4

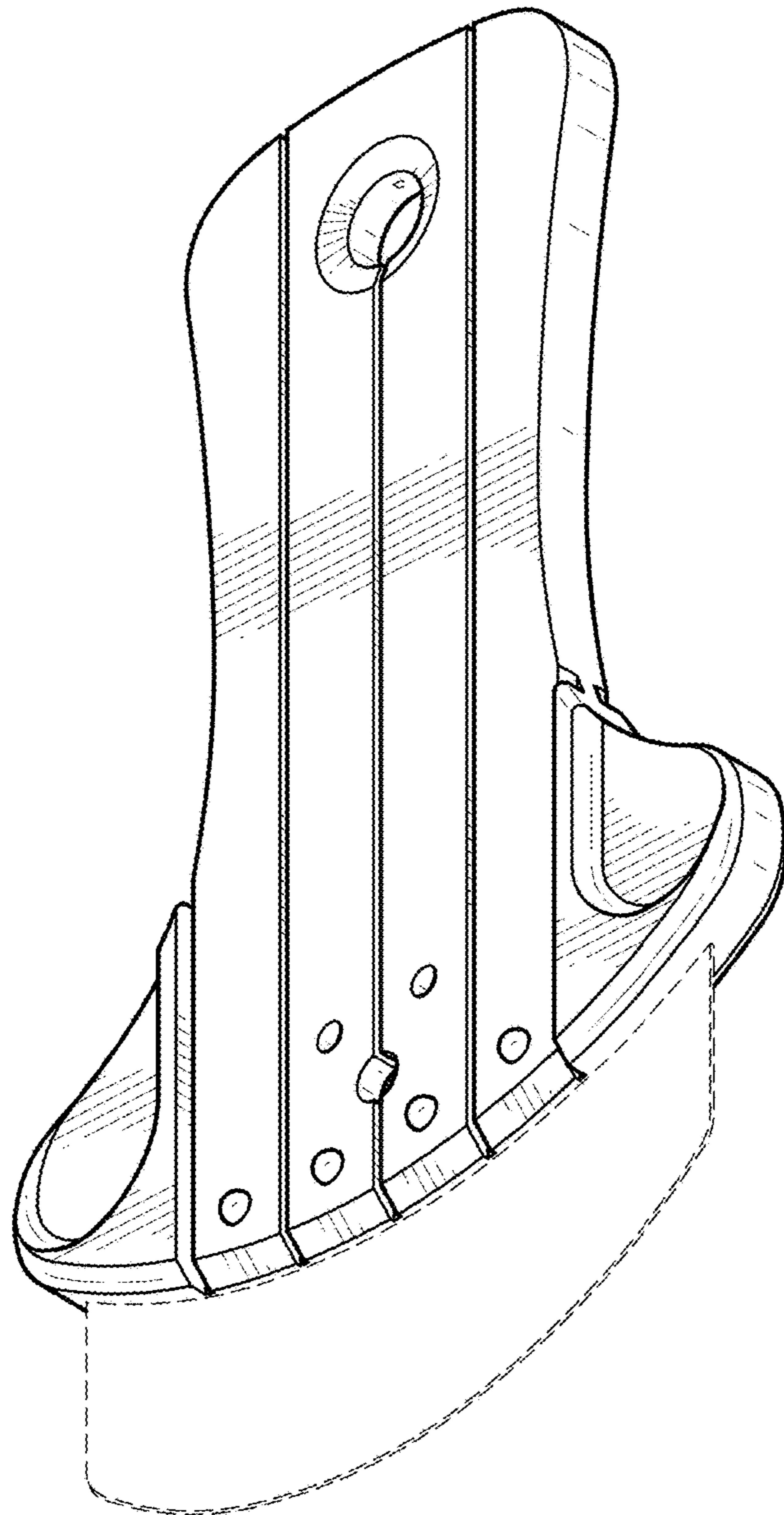


FIG. 5