



US00D843060S

(12) **United States Design Patent** (10) **Patent No.:** **US D843,060 S**
Fyfield et al. (45) **Date of Patent:** **** Mar. 12, 2019**

(54) **RAZOR HANDLE**

(71) Applicant: **The Gillette Company LLC**, Boston, MA (US)

(72) Inventors: **Jahdiel Fyfield**, Roslindale, MA (US);
Jonathon Albert Riehle, Brighton, MA (US)

(73) Assignee: **The Gillette Company LLC**, Boston, MA (US)

(**) Term: **15 Years**

(21) Appl. No.: **29/623,723**

(22) Filed: **Oct. 26, 2017**

(51) **LOC (11) Cl.** **28-03**

(52) **U.S. Cl.**
USPC **D28/48**

(58) **Field of Classification Search**
USPC D28/46-48
CPC B26B 21/52-21/528; B26B 21/00-21/06;
B26B 21/08-21/38

See application file for complete search history.

(56) **References Cited**

U.S. PATENT DOCUMENTS

D302,344 S *	7/1989	Baker	D28/45
7,200,942 B2 *	4/2007	Richard	B26B 21/225 30/526
D568,000 S *	4/2008	Wonderley	D28/48
D601,753 S *	10/2009	Cataudella	D28/47
D602,634 S *	10/2009	Cataudella	D28/46
D603,098 S *	10/2009	Cataudella	D28/48
D604,904 S *	11/2009	Watson	D28/47
D608,501 S *	1/2010	Wain	D28/47

D612,991 S	3/2010	Cataudella	
D613,456 S	4/2010	Cataudella	
D624,700 S *	9/2010	Jung D28/46
D627,929 S *	11/2010	Haba D28/46
D630,797 S *	1/2011	Witkus D28/47
D633,254 S *	2/2011	Witkus D28/47
D658,809 S *	5/2012	Jessemey D28/47
D661,020 S *	5/2012	Wain D28/46
D661,427 S *	6/2012	Christie D28/47
D665,948 S *	8/2012	Jessemey D28/47
D674,552 S *	1/2013	Barrow D28/48
D739,604 S *	9/2015	Christie D28/48
D739,605 S *	9/2015	Christie D28/48
D739,980 S *	9/2015	Psimadas D28/48
2010/0077618 A1 *	4/2010	Peterson B26B 21/22 30/50

* cited by examiner

Primary Examiner — Jennifer Rivard

(74) *Attorney, Agent, or Firm* — Joanne N. Pappas; Kevin C. Johnson

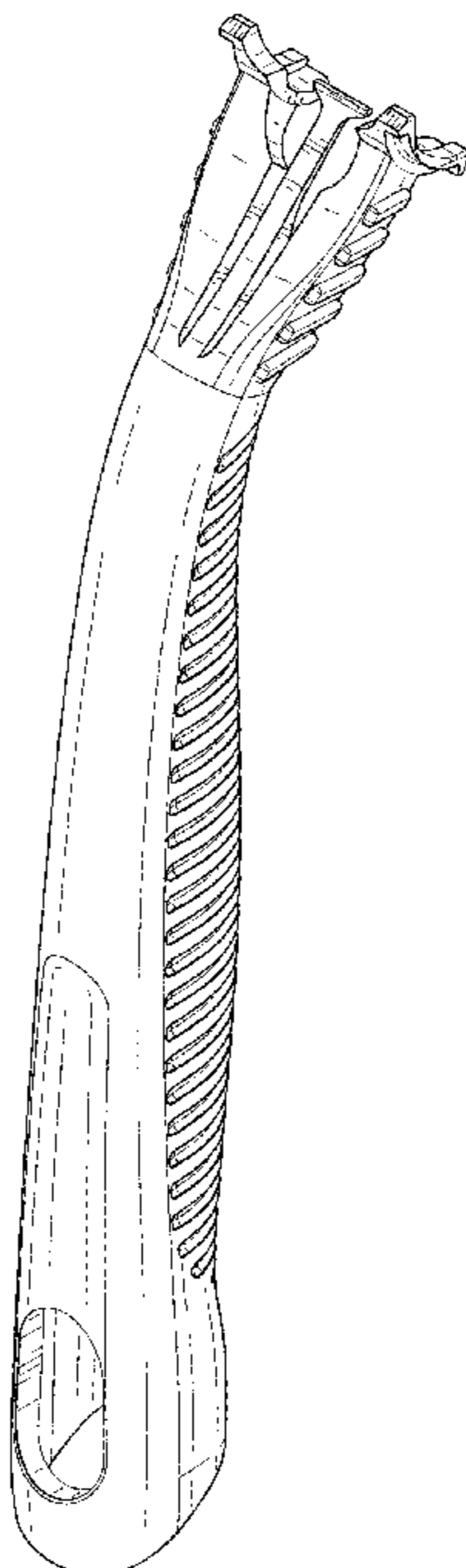
(57) **CLAIM**

The ornamental design for a razor handle, as shown and described.

DESCRIPTION

FIG. 1 is a front perspective view of a design of a razor handle of the present invention;
FIG. 2 is a front view thereof;
FIG. 3 is a back view thereof;
FIG. 4 is a right side view thereof;
FIG. 5 is a left side view thereof;
FIG. 6 is a top view thereof;
FIG. 7 is a bottom view thereof; and,
FIG. 8 is rear perspective view thereof.

1 Claim, 5 Drawing Sheets



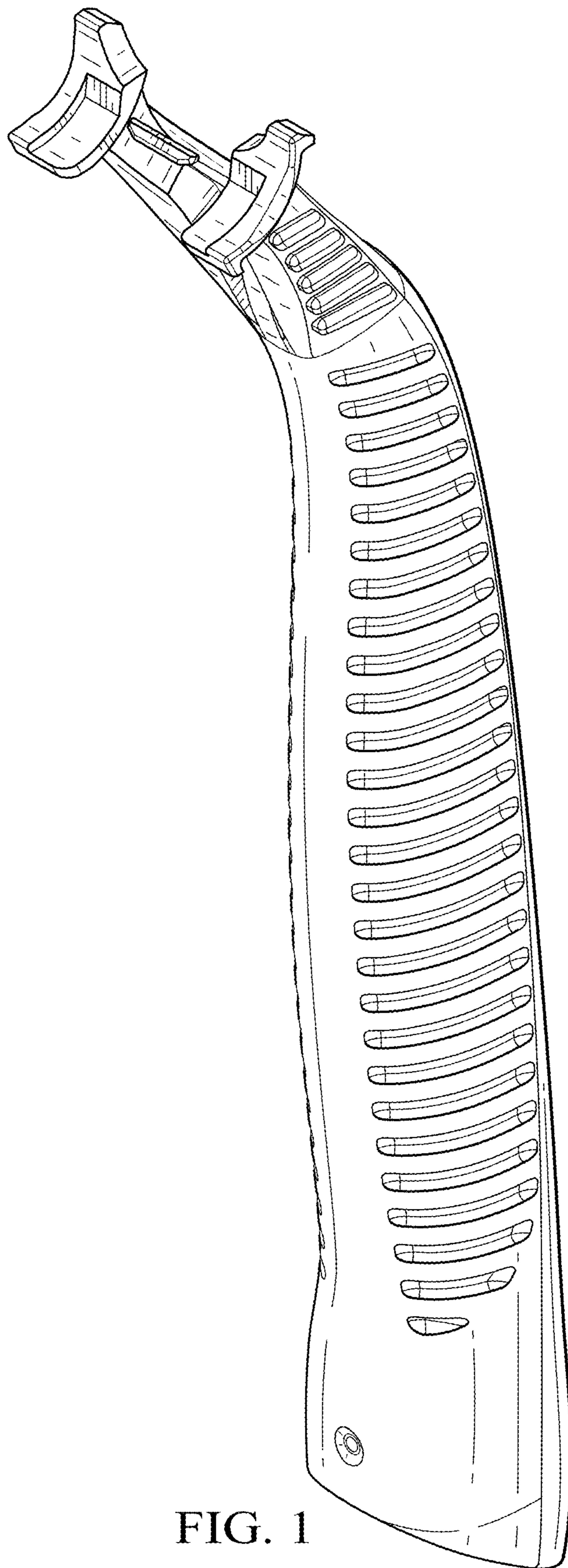


FIG. 1

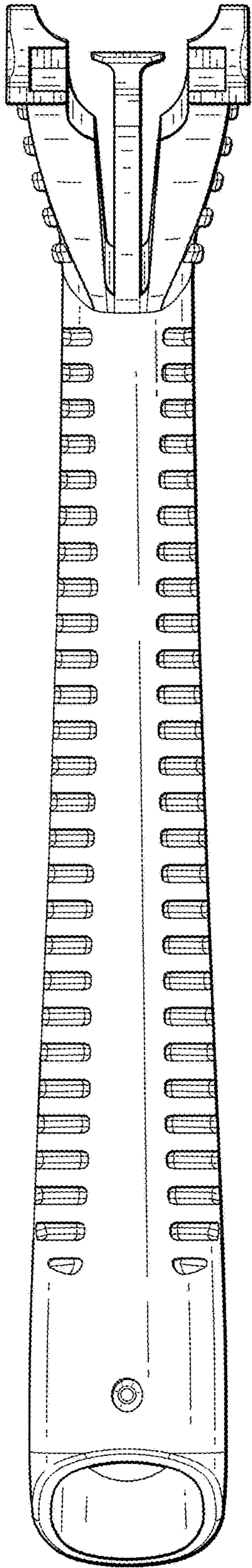


FIG. 2

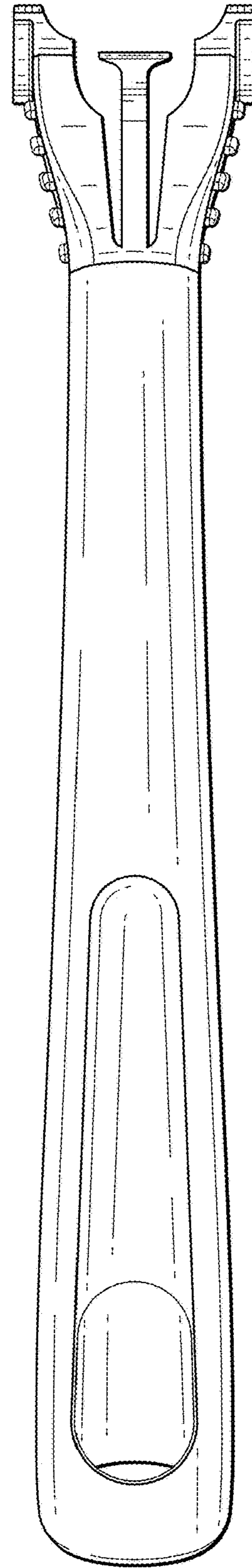


FIG. 3

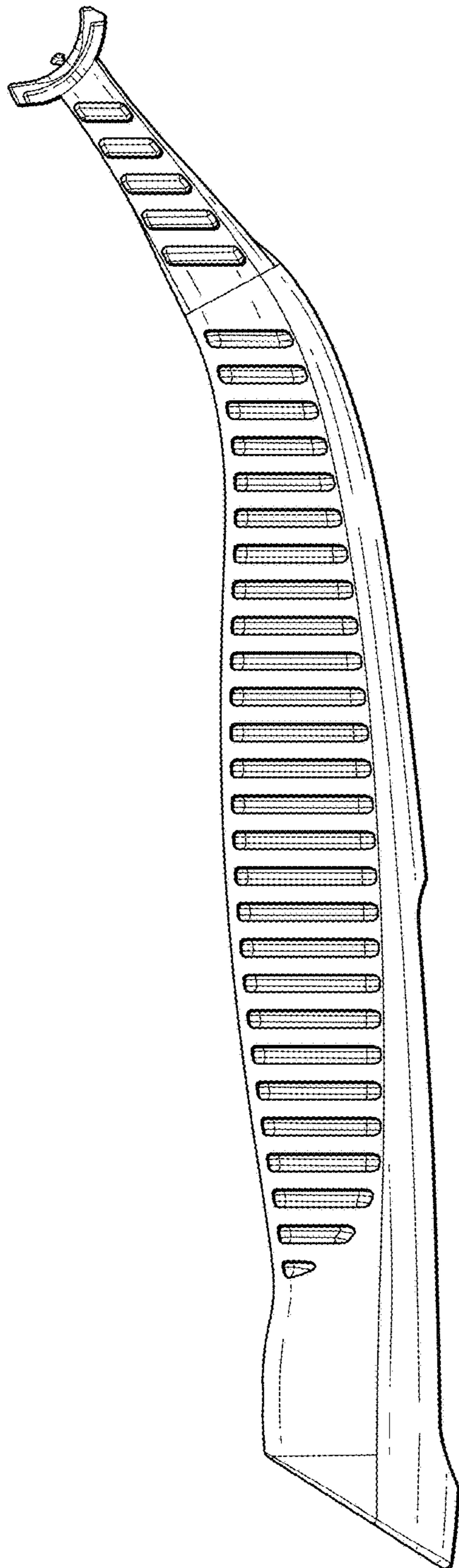


FIG. 4

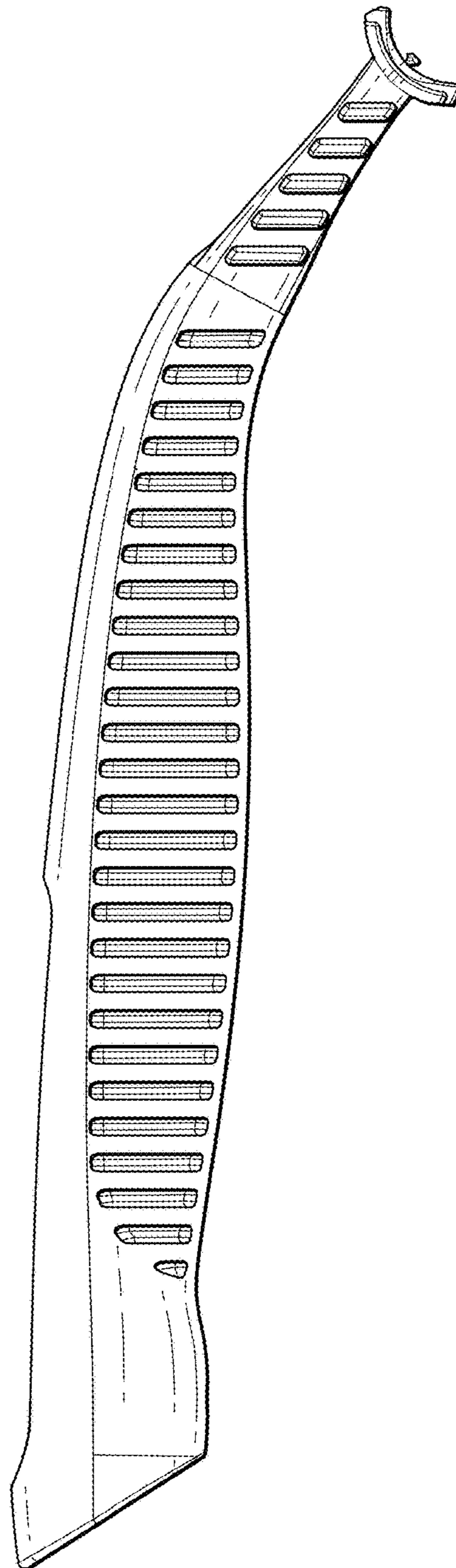


FIG. 5

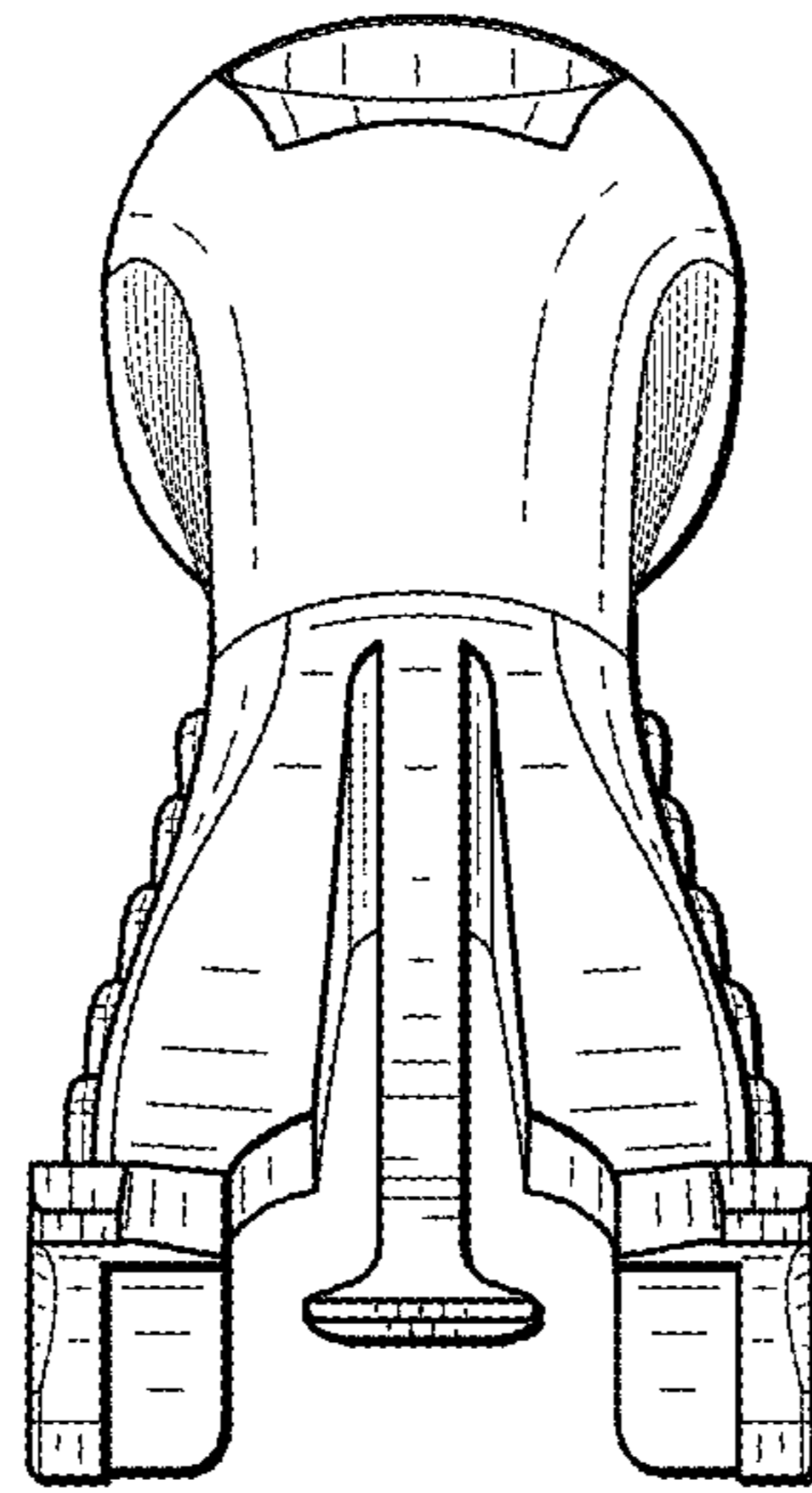


FIG. 6

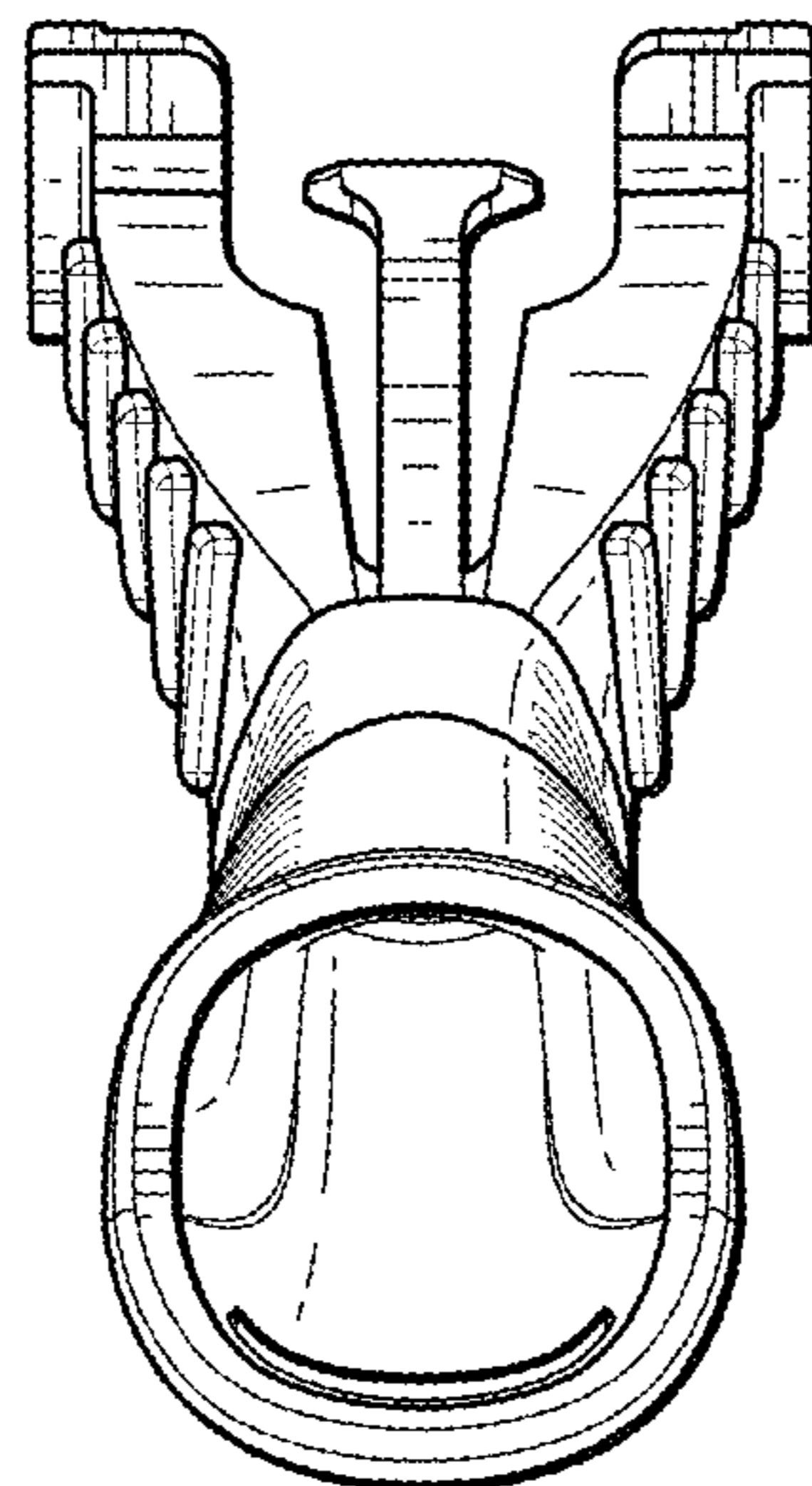


FIG. 7

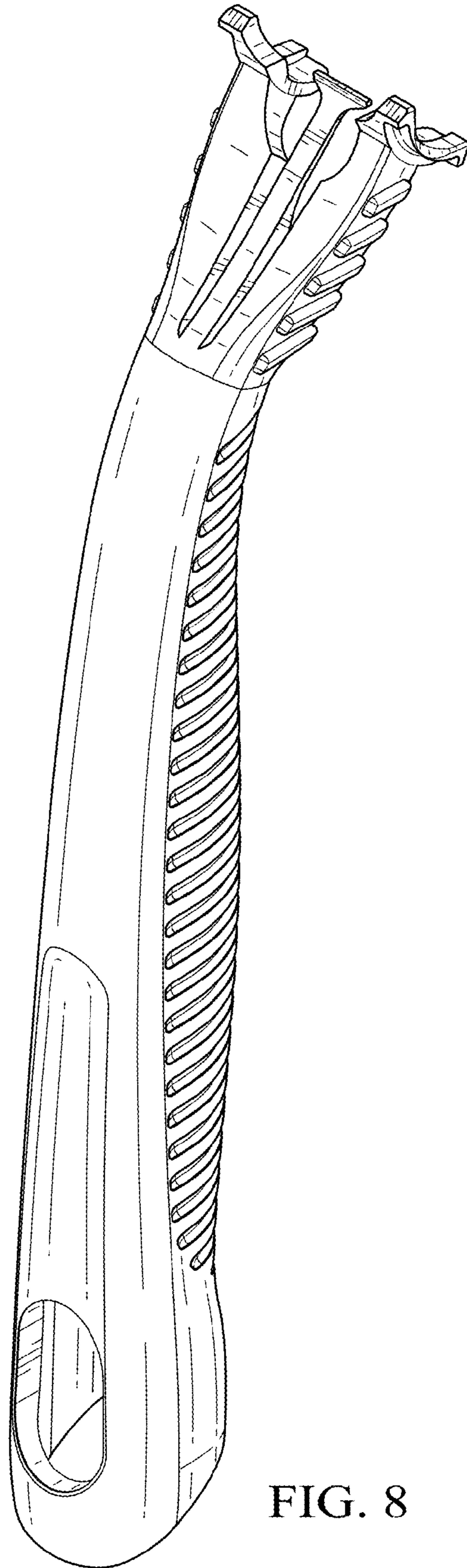


FIG. 8