



US00D843047S

(12) **United States Design Patent**
Park

(10) **Patent No.:** **US D843,047 S**

(45) **Date of Patent:** **** Mar. 12, 2019**

(54) **CHANDELIER**

(56) **References Cited**

(71) Applicant: **SWAROVSKI LIGHTING, LTD.**,
Plattsburgh, NY (US)

U.S. PATENT DOCUMENTS

(72) Inventor: **Saewoo Park**, Plattsburgh, NY (US)

D400,283 S *	10/1998	Lawrence	D26/86
D504,191 S *	4/2005	Schonbek	D26/154
6,921,186 B1 *	7/2005	Viskovich	F21S 8/04
				362/147
D620,173 S *	7/2010	Sabernig	D26/144
D622,437 S *	8/2010	Crosby	D26/87
D657,279 S *	4/2012	Hsiao	D11/1
D695,944 S *	12/2013	Baylar	D26/88

(73) Assignee: **SWAROVSKI LIGHTING, LTD.**,
Plattsburgh, NY (US)

(**) Term: **15 Years**

* cited by examiner

(21) Appl. No.: **29/622,030**

Primary Examiner — Zenia I Bennett

(22) Filed: **Oct. 13, 2017**

(74) *Attorney, Agent, or Firm* — Heslin Rothenberg
Farley & Mesiti P.C.

Related U.S. Application Data

(62) Division of application No. 35/001,138, filed on Jan. 11, 2016 (U.S. filing date under 35 U.S.C. 384), and having an international filing date of Jan. 11, 2016, now Pat. No. Des. 838,408.

(57) **CLAIM**

The ornamental design for a chandelier, as shown and described.

(51) **LOC (11) Cl.** **26-03**

DESCRIPTION

(52) **U.S. Cl.**
USPC **D26/88**

FIG. 1 is a perspective view of the chandelier of the present invention;

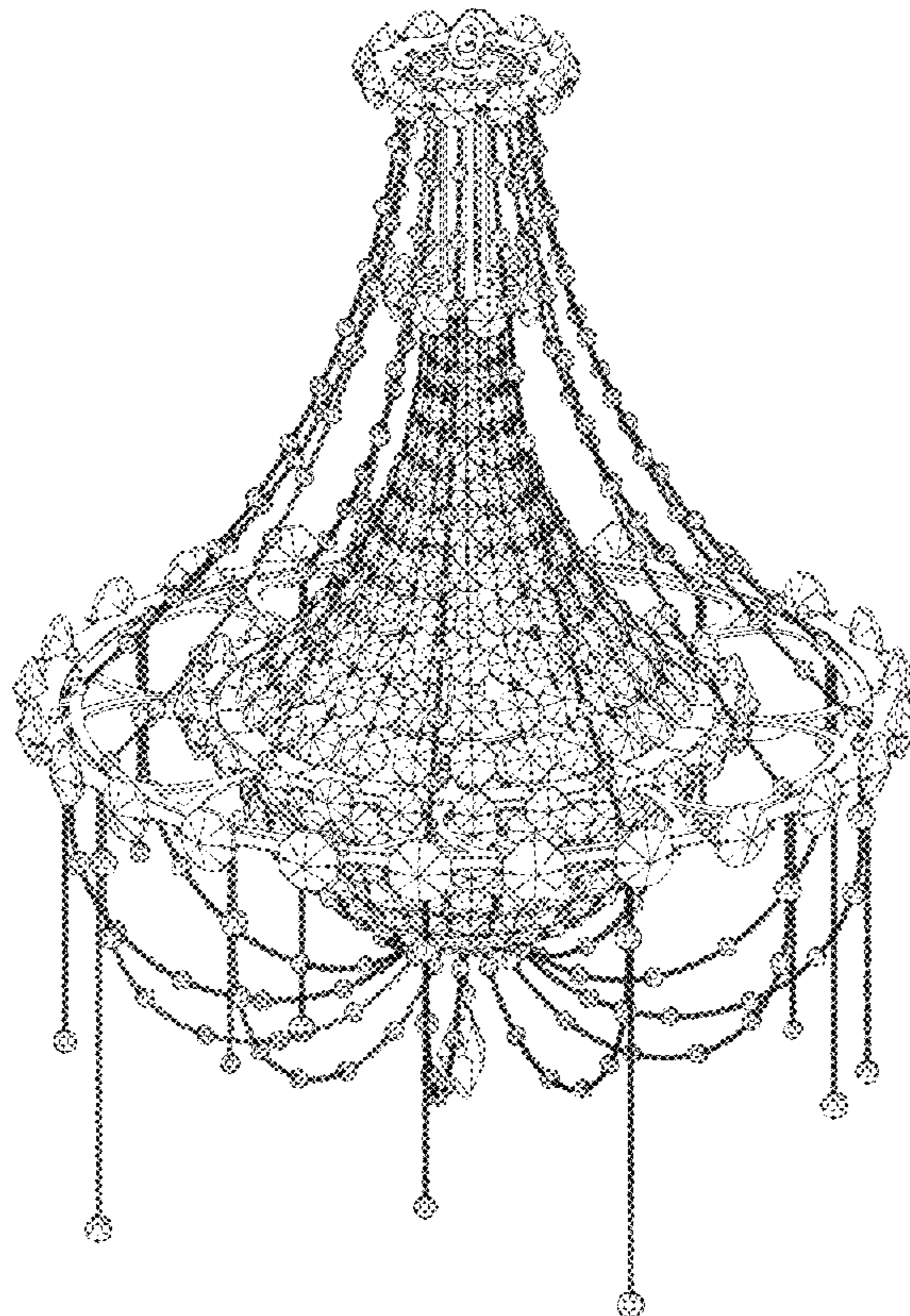
(58) **Field of Classification Search**
USPC D26/25, 80-92, 118
CPC F21W 2121/00; F21S 8/00; F21S 4/00
See application file for complete search history.

FIG. 2 is a front elevation view thereof, the right side elevation view, the rear elevation view and the left side elevation view being identical thereto;

FIG. 3 is a top plan view thereof; and,

FIG. 4 is a bottom plan view thereof.

1 Claim, 4 Drawing Sheets



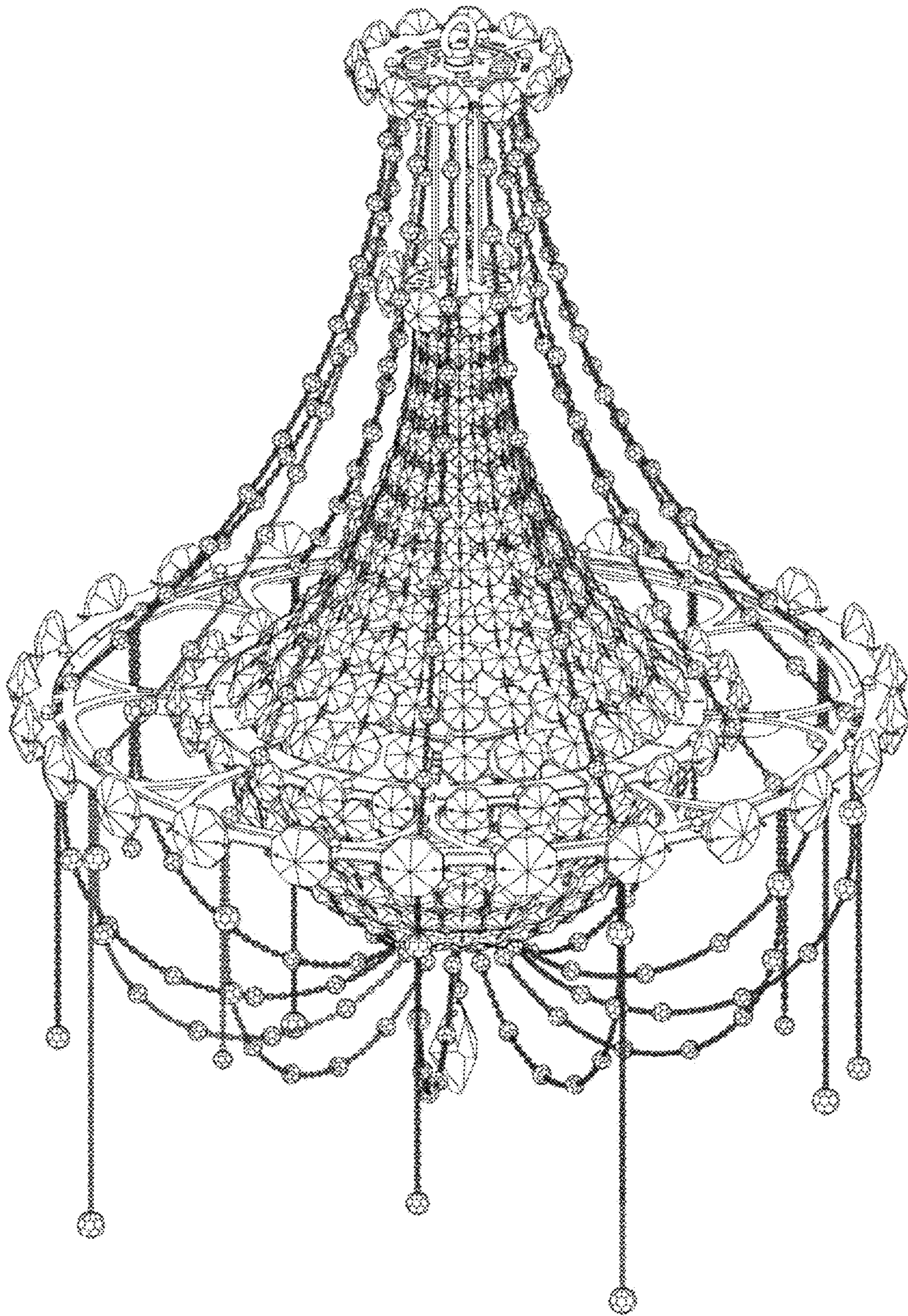


FIG. 1

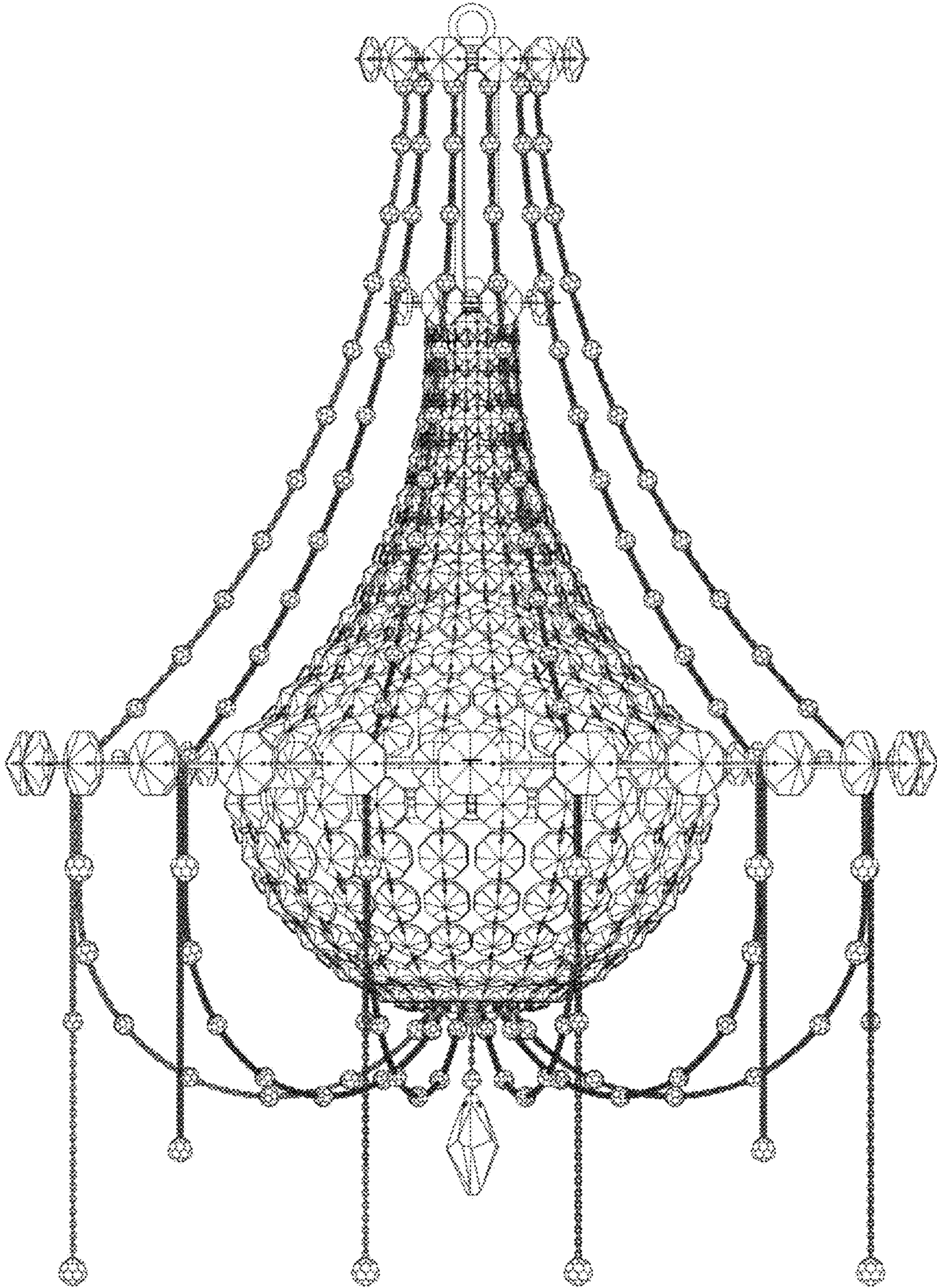


FIG. 2




FIG. 3




FIG. 4