



US00D843019S

(12) **United States Design Patent**  
**Johnson et al.**

(10) **Patent No.:** **US D843,019 S**  
(45) **Date of Patent:** **\*\* Mar. 12, 2019**

- (54) **FOAM BOARD WITH FACER**
- (71) Applicant: **Huntsman International LLC**, The Woodlands, TX (US)
- (72) Inventors: **Marguerite Johnson**, Auburn Hills, MI (US); **Trent Shidaker**, The Woodlands, TX (US)
- (73) Assignee: **HUNTSMAN INTERNATIONAL LLC**, The Woodlands, TX (US)
- (\*\*) Term: **15 Years**
- (21) Appl. No.: **29/594,245**
- (22) Filed: **Feb. 16, 2017**
- (51) **LOC (11) Cl.** ..... **25-01**
- (52) **U.S. Cl.**  
USPC ..... **D25/138**
- (58) **Field of Classification Search**  
USPC ..... D25/58, 59, 138-163, 113, 118, 199;  
D20/27, 42, 43, 40; 52/478, 535, 589.1,  
52/309.4, 309.9; 428/138  
CPC ..... E04F 13/0885; E04D 1/26; E04D 3/362;  
E04C 2/296; E04C 2/34; E04C 2/3405;  
E04C 2/284; B32B 5/20; B32B 7/08  
See application file for complete search history.

(56) **References Cited**

**U.S. PATENT DOCUMENTS**

- 3,111,787 A \* 11/1963 Chamberlain ..... E04D 3/352  
156/247
- 3,466,222 A \* 9/1969 Curtis ..... E04B 1/941  
428/142
- 3,637,459 A \* 1/1972 Parish ..... C08J 9/14  
428/116
- 3,763,614 A \* 10/1973 Hyde ..... E04D 11/02  
52/309.9
- 4,157,638 A \* 6/1979 Della-Donna ..... B32B 27/10  
52/309.9

- RE31,007 E \* 8/1982 Best ..... E04D 3/351  
52/408
- 4,453,358 A \* 6/1984 Gruber ..... E04D 3/352  
52/309.8
- 4,486,994 A \* 12/1984 Fisher ..... E04B 1/6116  
264/46.5
- 4,578,909 A \* 4/1986 Henley ..... E04B 1/74  
52/210
- 5,085,022 A \* 2/1992 Paliwoda ..... E04C 2/288  
52/309.8
- 5,236,757 A \* 8/1993 Probst ..... B27N 3/04  
156/62.2
- 7,607,271 B2 \* 10/2009 Griffin ..... E04C 2/296  
52/478
- 7,776,177 B2 \* 8/2010 Hubbard ..... B29C 63/02  
156/300
- 8,046,956 B1 \* 11/2011 Hohmann, Jr. .... E02D 31/02  
428/349

(Continued)

*Primary Examiner* — Katie Jane Stofko  
*Assistant Examiner* — Kimberly Barnes  
(74) *Attorney, Agent, or Firm* — Huntsman International LLC; Robert Diaz

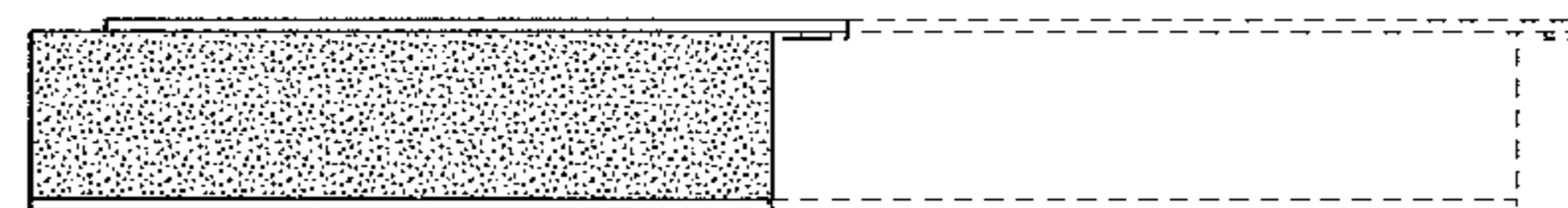
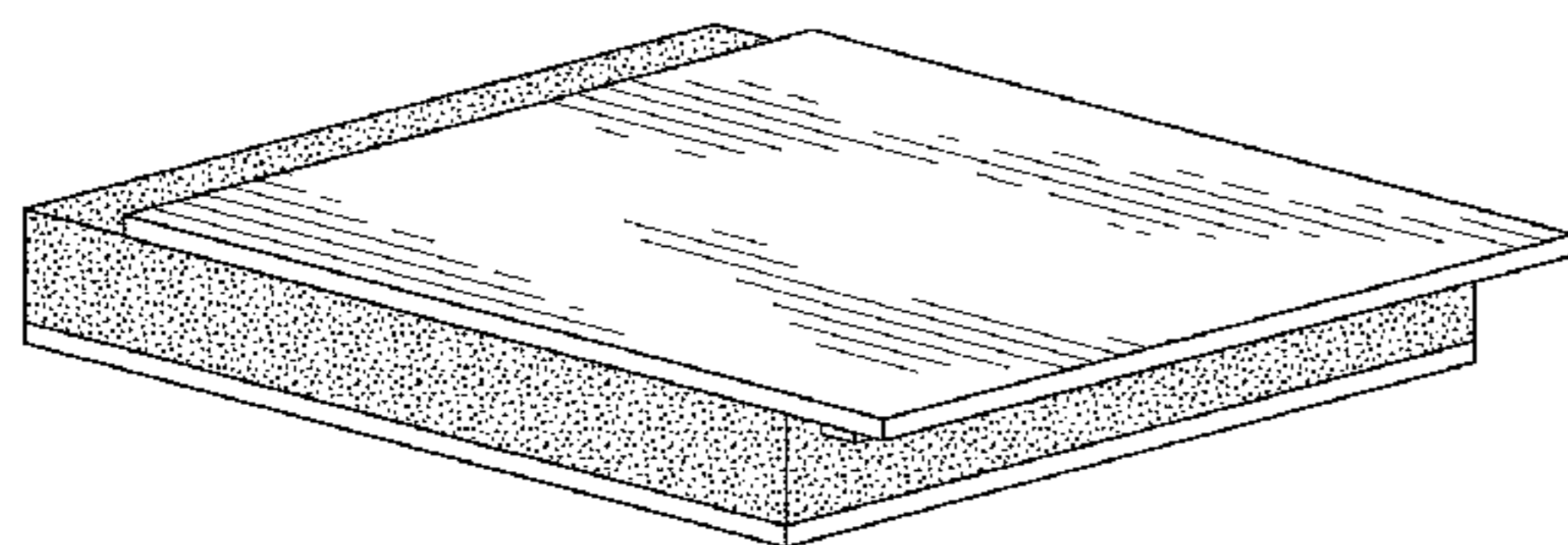
(57) **CLAIM**

The ornamental design for a foam board with facer, as shown and described.

**DESCRIPTION**

FIG. 1 is a top, front and right side perspective view of a foam board with facer showing our new design;  
FIG. 2 is a top view thereof;  
FIG. 3 is a bottom view thereof;  
FIG. 4 is a front elevational view thereof;  
FIG. 5 is a rear elevational view thereof; and,  
FIG. 6 is a front elevational view thereof which shows how a second foam board with facer, depicted in broken lines, may be connected to a first foam board with facer. The broken lines depict environmental subject matter that forms no part of the claimed design.

**1 Claim, 2 Drawing Sheets**



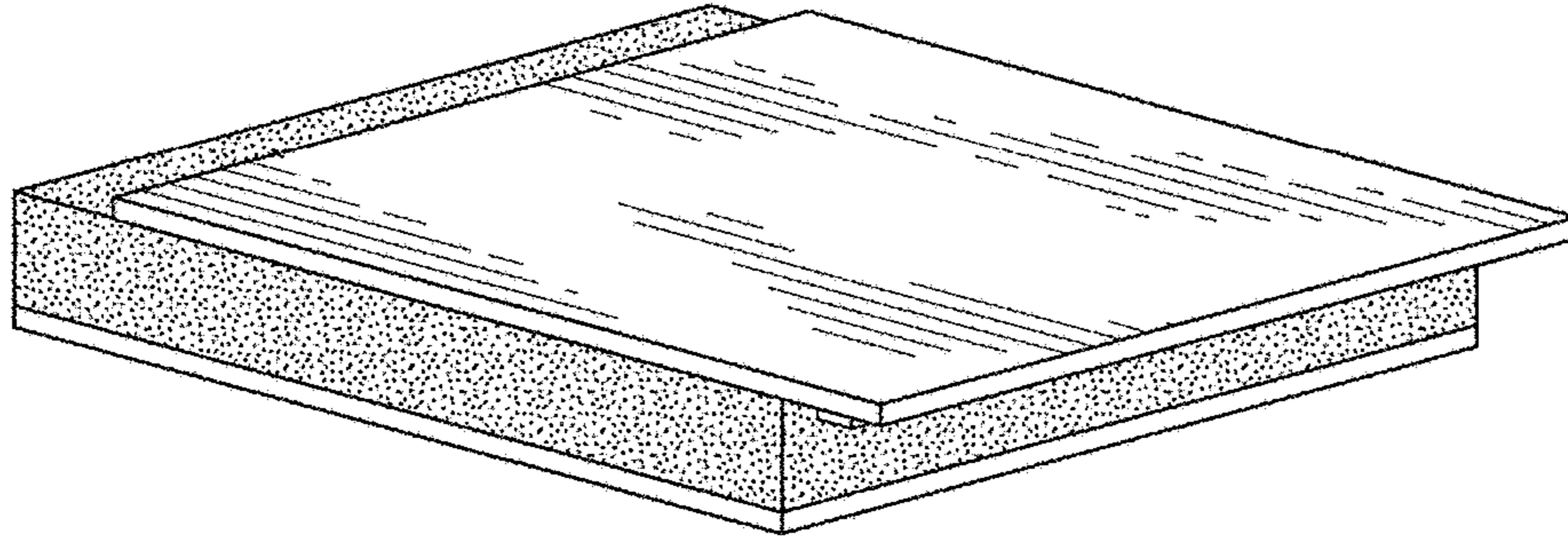
(56)

**References Cited**


U.S. PATENT DOCUMENTS

8,349,444 B2 \* 1/2013 Kipp ..... C04B 28/26  
428/318.4  
8,591,677 B2 \* 11/2013 Kipp ..... C04B 22/126  
156/39  
9,328,506 B2 \* 5/2016 Gibson ..... E04B 1/76  
9,605,433 B2 \* 3/2017 Paradis ..... E04D 1/28  
9,617,729 B2 \* 4/2017 Sagnard ..... E04F 13/0876  
2004/0226247 A1 \* 11/2004 Byrd ..... E04D 3/35  
52/518  
2009/0313931 A1 \* 12/2009 Porter ..... B32B 5/18  
52/309.4  
2016/0237683 A1 \* 8/2016 Husin-Ali ..... E04C 2/46  
2016/0295807 A1 \* 10/2016 Law ..... A01G 9/025  
2017/0130474 A1 \* 5/2017 Rebollar Buldain ... E04H 1/005  
2017/0210100 A1 \* 7/2017 Leatherman ..... B32B 5/26  
2017/0370100 A1 \* 12/2017 Ben-Zeev ..... E02D 27/02


\* cited by examiner




**FIG. 1**




**FIG. 2**



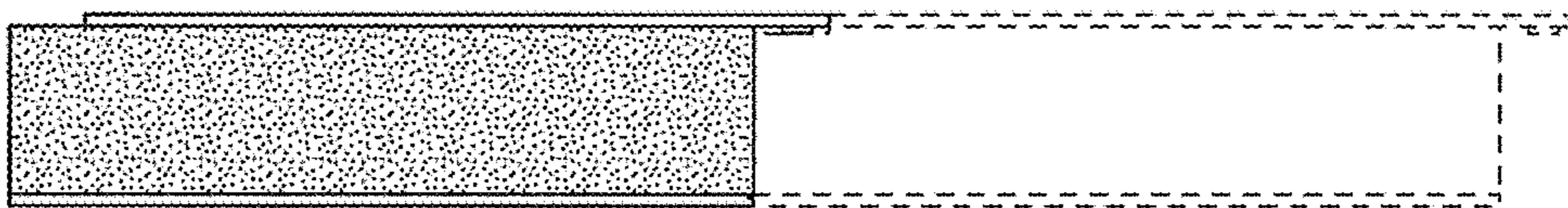
**FIG. 3**



**FIG. 4**



**FIG. 5**



**FIG. 6**