



US00D842951S

(12) **United States Design Patent**  
**Nimes et al.**

(10) **Patent No.:** **US D842,951 S**  
(45) **Date of Patent:** **\*\* Mar. 12, 2019**

- (54) **PADDLE**
- (71) Applicant: **OgoSport LLC**, Brooklyn, NY (US)
- (72) Inventors: **Benjamin Dominic Nimes**, Brooklyn, NY (US); **Kevin Williams**, Sprakers, NY (US)
- (73) Assignee: **Ogosport LLC**, Brooklyn, NY (US)
- (\*\*) Term: **15 Years**
- (21) Appl. No.: **29/625,534**
- (22) Filed: **Nov. 10, 2017**
- (51) **LOC (11) Cl.** ..... **21-02**
- (52) **U.S. Cl.**  
USPC ..... **D21/729**
- (58) **Field of Classification Search**  
USPC ..... D21/729-732, 807, 789, 793-794;  
D11/7, 8, 79, 80, 81, 86, 93, 95, 97, 98;  
D3/207-211; D7/550.1, 554.1, 554.2,  
D7/701, 707, 708; D19/103  
CPC ..... A63B 49/00-49/14; A63B  
2049/0201-2049/103; A63B 59/80; A63B  
59/00; A63B 59/40; A63B 59/42; A63B  
59/45; A63B 60/00; A63B 60/46; A63B  
51/00; A63B 2102/00; A63B 2102/10;  
A63B 2102/12; A63B 2102/16; A63B  
2102/26; A63B 2102/28; A63B 2102/30;  
A63B 2102/38  
See application file for complete search history.

- 3,879,250 A \* 4/1975 Rankin, Jr. .... A63B 59/80  
156/228
- 4,130,277 A \* 12/1978 Marks ..... A63B 59/80  
473/527
- D255,137 S \* 5/1980 Bowen ..... 473/527
- 4,353,550 A \* 10/1982 Krosnick ..... A63B 59/80  
473/527
- 4,379,554 A \* 4/1983 Schuyler ..... A63B 59/40  
473/530
- D268,854 S \* 5/1983 Benedict ..... D11/131
- D307,930 S \* 5/1990 Sokol ..... D21/731
- D315,586 S \* 3/1991 Edelstein ..... D21/732
- D319,086 S \* 8/1991 Hughes ..... D21/731
- 5,208,961 A \* 5/1993 Lajoie ..... C30B 31/103  
29/235
- D344,314 S \* 2/1994 Malkoun ..... D21/731
- 5,340,039 A \* 8/1994 Lefevre ..... B02C 18/02  
241/283
- D359,328 S \* 6/1995 Nida ..... D21/732
- D359,780 S \* 6/1995 Sokol ..... D21/731

(Continued)

*Primary Examiner* — Mitchell I. Siegel  
(74) *Attorney, Agent, or Firm* — Kane Kessler, P.C.;  
Barry E. Negrin

(57) **CLAIM**

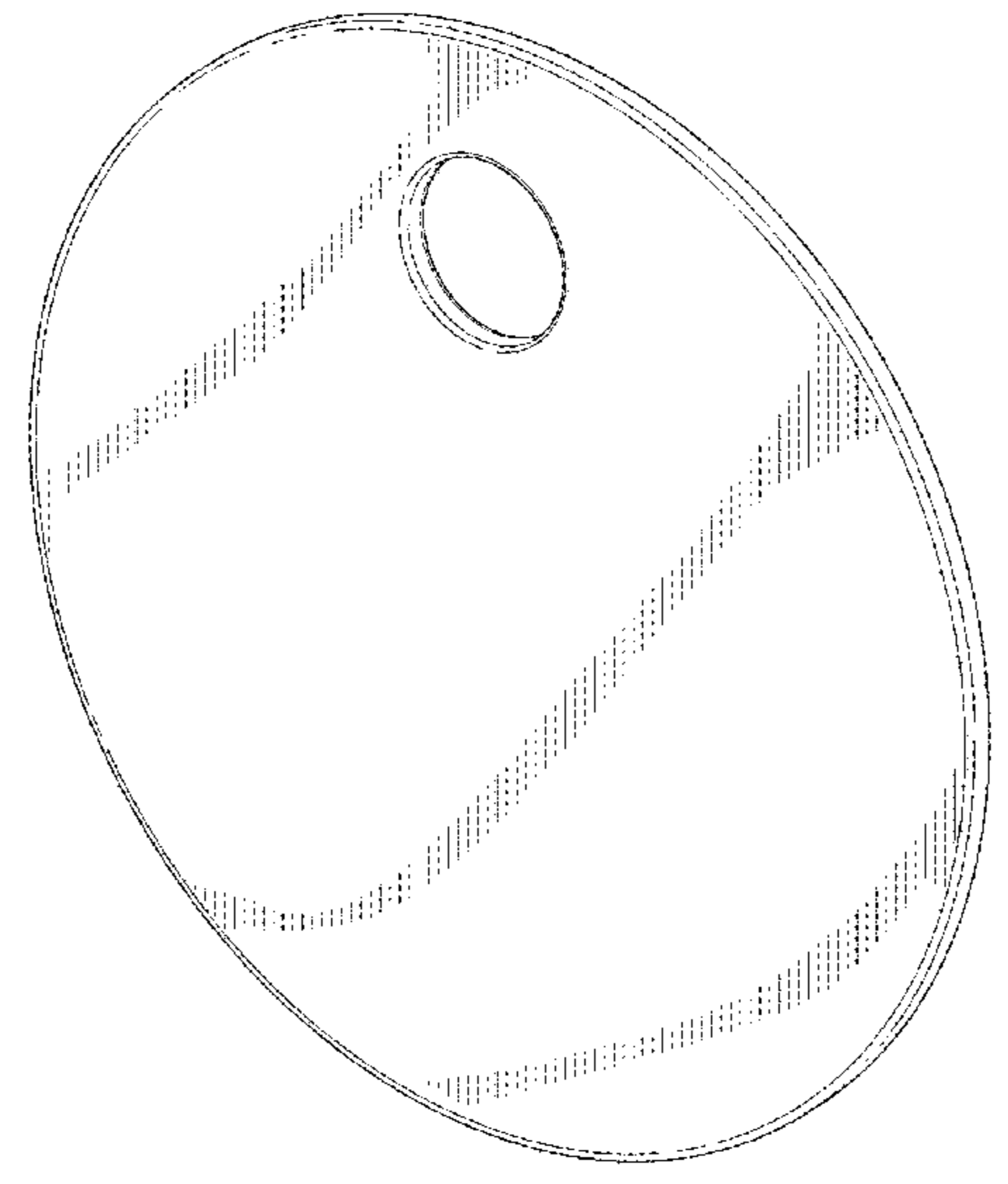
The ornamental design for a paddle, as shown.

**DESCRIPTION**

FIG. 1 is a perspective view of a paddle, showing my new design.  
FIG. 2 is a left elevational view of the paddle of FIG. 1.  
FIG. 3 is a right elevational view of the paddle of FIG. 1.  
FIG. 4 is a top elevational view of the paddle of FIG. 1.  
FIG. 5 is a bottom elevational view of the paddle of FIG. 1.  
FIG. 6 is a front elevational view of the paddle of FIG. 1.  
FIG. 7 is a rear elevational view of the paddle of FIG. 1; and,  
FIG. 8 is a cross sectional view taken on line 8-8 of the  
paddle of FIG. 2.

**1 Claim, 6 Drawing Sheets**

- (56) **References Cited**  
U.S. PATENT DOCUMENTS  
D103,646 S \* 3/1937 Van Ore ..... D21/731  
D191,405 S \* 9/1961 Wagner ..... D21/731  
3,674,268 A \* 7/1972 Shellman, Sr. .... A63B 59/40  
473/526



(56)

**References Cited**

U.S. PATENT DOCUMENTS

D360,899 S \* 8/1995 Choi ..... D21/729  
5,467,930 A \* 11/1995 Lefevre ..... B02C 18/02  
241/283  
D371,406 S \* 7/1996 Manu ..... D21/731  
D378,389 S \* 3/1997 Manu ..... D21/731  
D448,822 S \* 10/2001 Garcia ..... D21/731  
D501,521 S \* 2/2005 Reynolds ..... D21/731  
D591,805 S \* 5/2009 Harms ..... D21/729  
D620,061 S \* 7/2010 Morrison ..... D21/731  
D678,440 S \* 3/2013 Williams ..... D21/731  
D765,196 S \* 8/2016 Bonfigli ..... D21/731  
D807,977 S \* 1/2018 Lee ..... D21/789  
9,856,573 B2 \* 1/2018 Uddin ..... C25D 7/00  
D827,741 S \* 9/2018 Bonfigli ..... D21/729  
10,093,416 B2 \* 10/2018 Alnafisah ..... B64C 39/024

\* cited by examiner

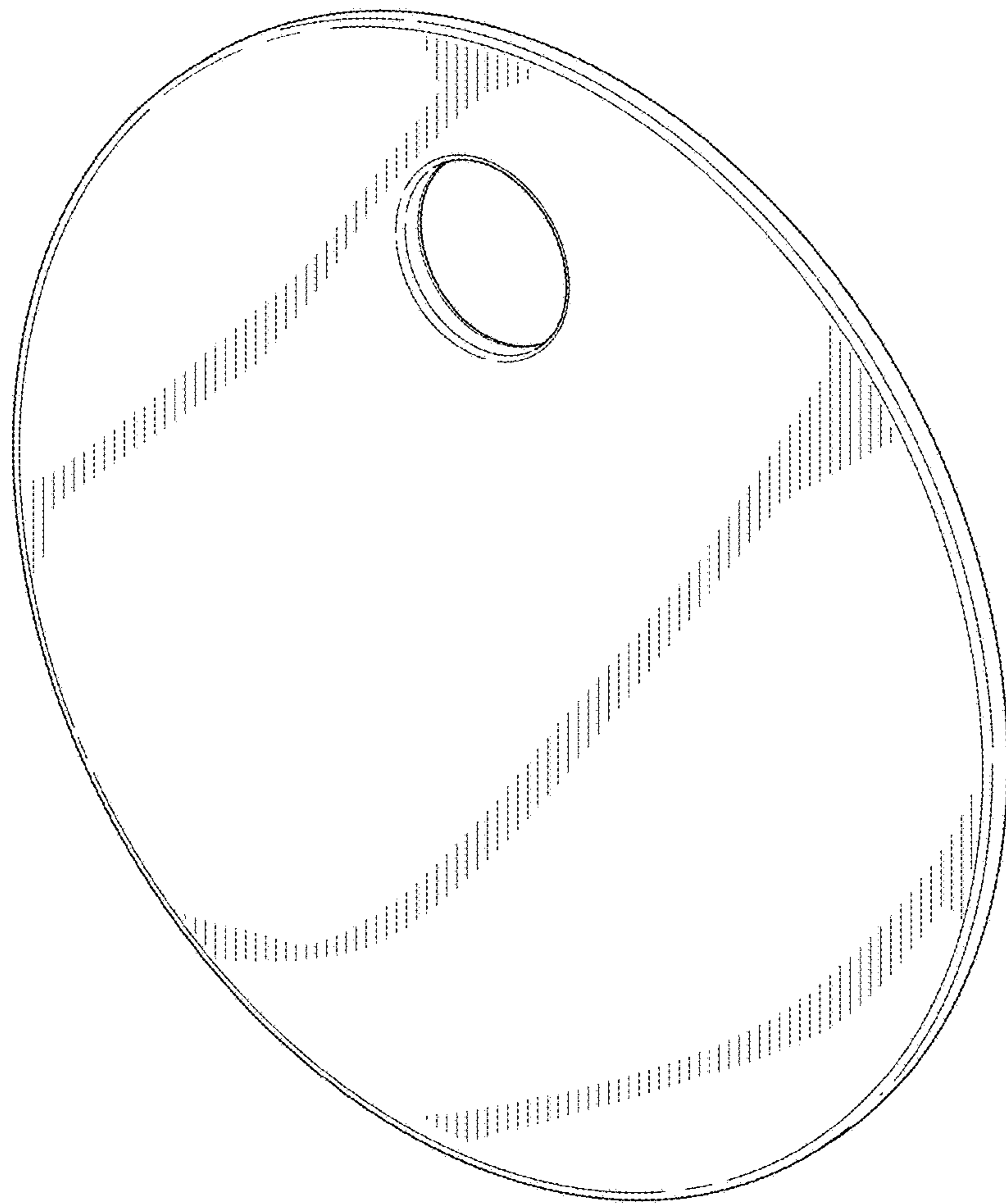


FIG. 1

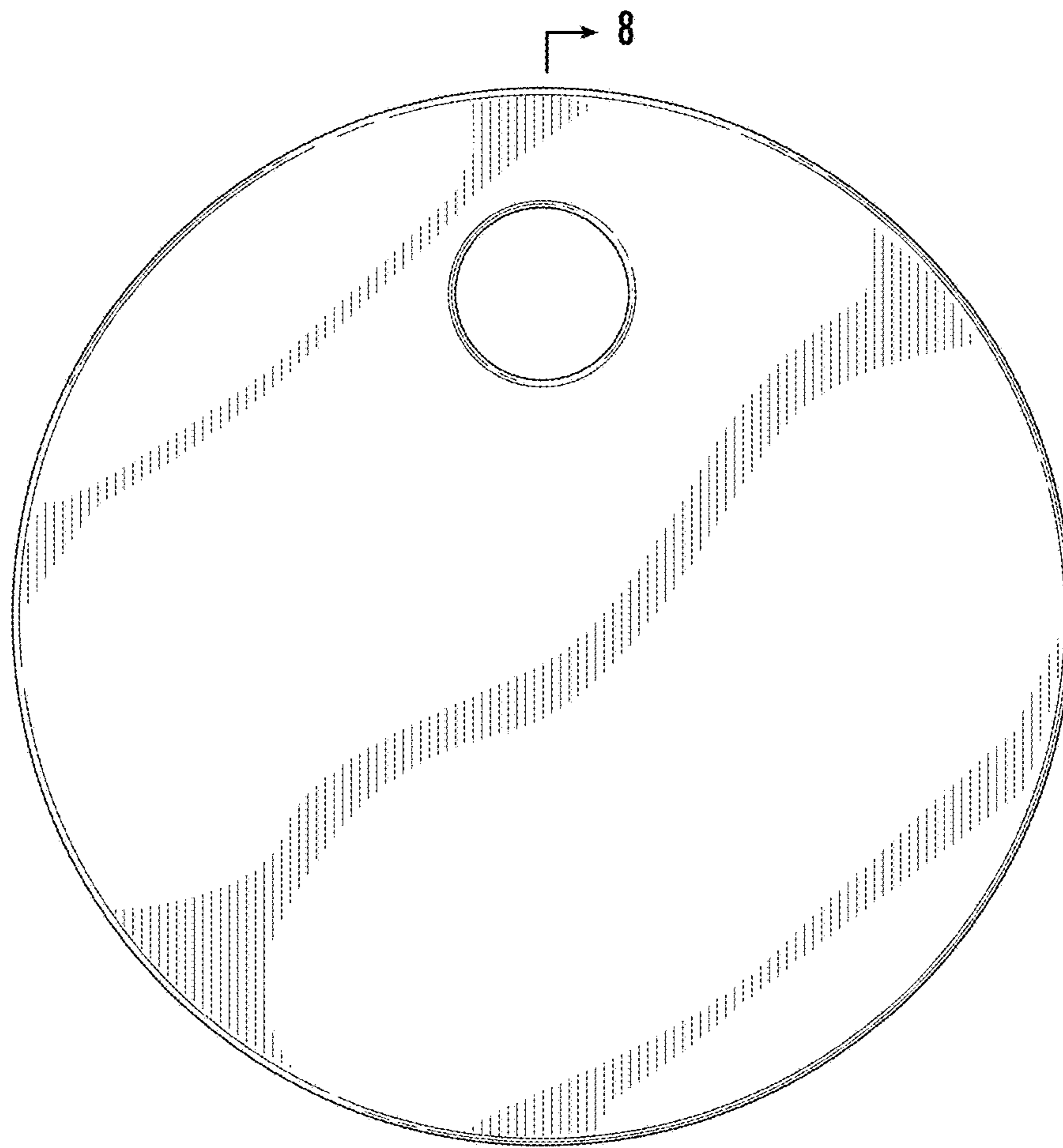


FIG. 2

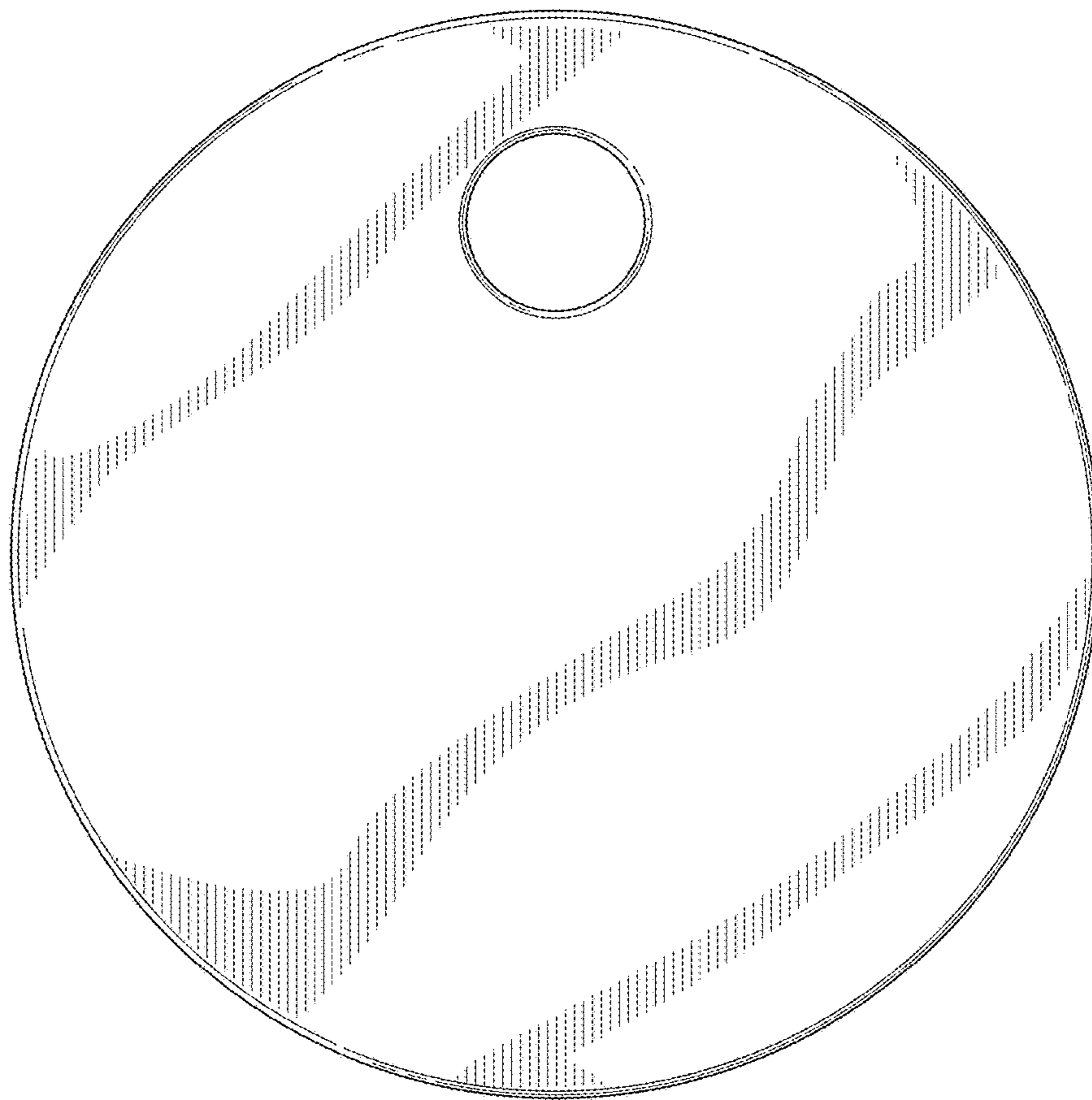


FIG. 3

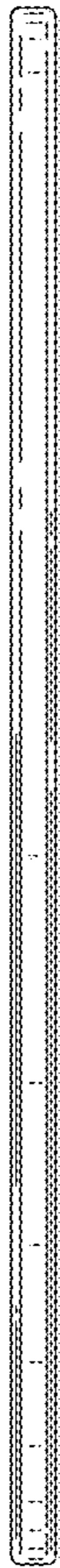


FIG. 4

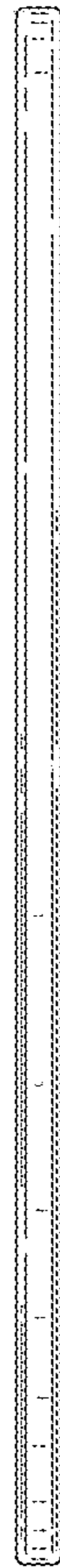


FIG. 5




FIG. 6

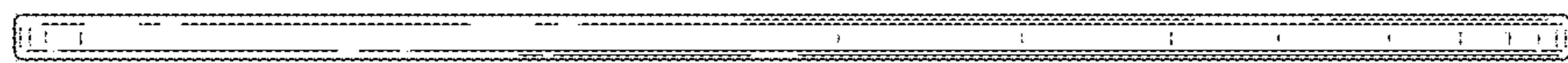


FIG. 7



**FIG. 8**