



US00D842944S

(12) **United States Design Patent** (10) **Patent No.:** **US D842,944 S**
Clements et al. (45) **Date of Patent:** **** Mar. 12, 2019**

(54) **FITNESS TOOL**

(71) Applicant: **Lilifu, LLC**, Atlanta, GA (US)

(72) Inventors: **Dawn Clements**, Atlanta, GA (US);
Denisse E. Toro, Marietta, GA (US)

(73) Assignee: **LILIFU, LLC**, Atlanta, GA (US)

(**) Term: **15 Years**

(21) Appl. No.: **29/635,132**

(22) Filed: **Jan. 29, 2018**

(51) **LOC (11) Cl.** **21-02**

(52) **U.S. Cl.**
USPC **D21/686**

(58) **Field of Classification Search**
USPC ... 482/106, 51, 93, 109, 110, 139, 142, 148,
482/44, 45, 46, 141, 95, 50, 129, 127;
D21/680, 798, 692, 662, 804, 686, 671,
D21/691, 682, 694, 687, 654, 487, 679,
D21/684, 688, 412, 685, 400, 791, 725,
D21/386; D24/188, 211, 141, 215, 190,
D24/200, 231, 106, 171; D30/160, 119;
D6/601, 598, 604, 691.4, 597, 348, 361,
D6/596, 606; 601/112, 121, 122, 46, 15,
601/19, 120, 134, 135, 131; 220/4.07,
220/4.24, 4.27, 666; D3/307, 290, 299,
D3/289, 287, 254, 246, 228, 302, 300,
D3/301, 276, 11; 476/256, 519, 549,
476/558, 559, 564, 118, 457, 219, 513,
476/560, 568, 409; D7/608
CPC A61H 15/0092; A61H 2201/0207; A61H
15/00; A61H 2205/081; A61H 23/0263;
A61H 2201/0149; A61H 7/003; A61H
2201/1284; A61H 2205/12; A61H
2205/04

See application file for complete search history.

(56) **References Cited**

U.S. PATENT DOCUMENTS

4,350,152 A * 9/1982 Strakowski A61H 1/008
5/630
4,648,387 A * 3/1987 Simmons A61H 15/0092
482/79

(Continued)

OTHER PUBLICATIONS

Fitbuddy by lilifu dated no date given. Found online [Dec. 18, 2018]
<https://www.lilifu.co/>*

Primary Examiner — Ryan Harvey

(74) *Attorney, Agent, or Firm* — J. Bennett Mullinax,
LLC

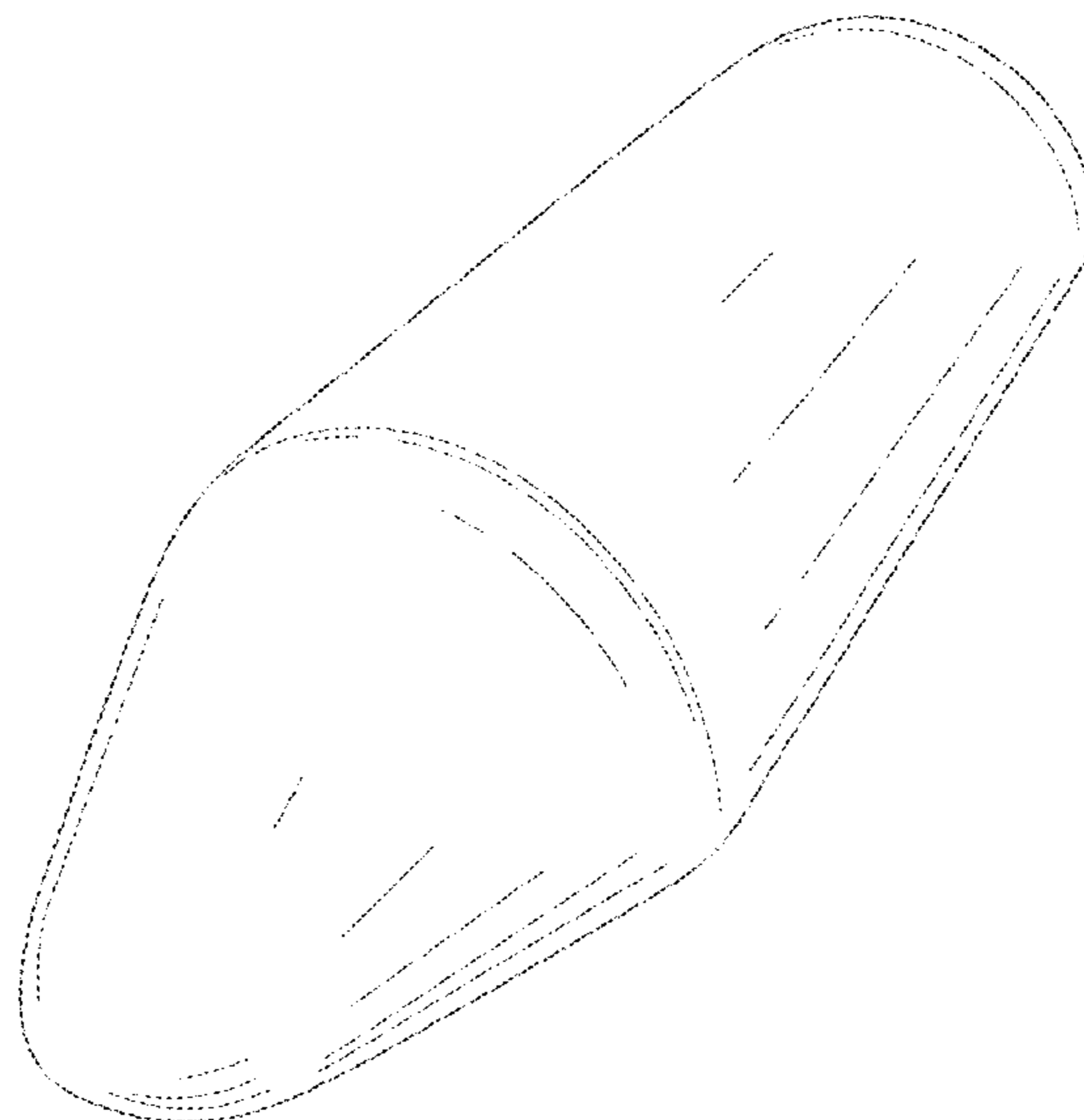
(57) **CLAIM**

The ornamental design for a fitness tool, as shown and
described.

DESCRIPTION

FIG. 1 is a top perspective view of the fitness tool according
to the present design;
FIG. 2 is a bottom perspective view of the fitness tool as
shown in FIG. 1;
FIG. 3 is a front view of the fitness tool as shown in FIG. 1;
FIG. 4 is a rear view of the fitness tool as shown in FIG. 1;
FIG. 5 is a left side view of the fitness tool as shown in FIG.
1;
FIG. 6 is a right side view of the fitness tool as shown in FIG.
1;
FIG. 7 is a top view of the fitness tool as shown in FIG. 1;
and,
FIG. 8 is a bottom view of the fitness tool as shown in FIG.
1.

1 Claim, 6 Drawing Sheets



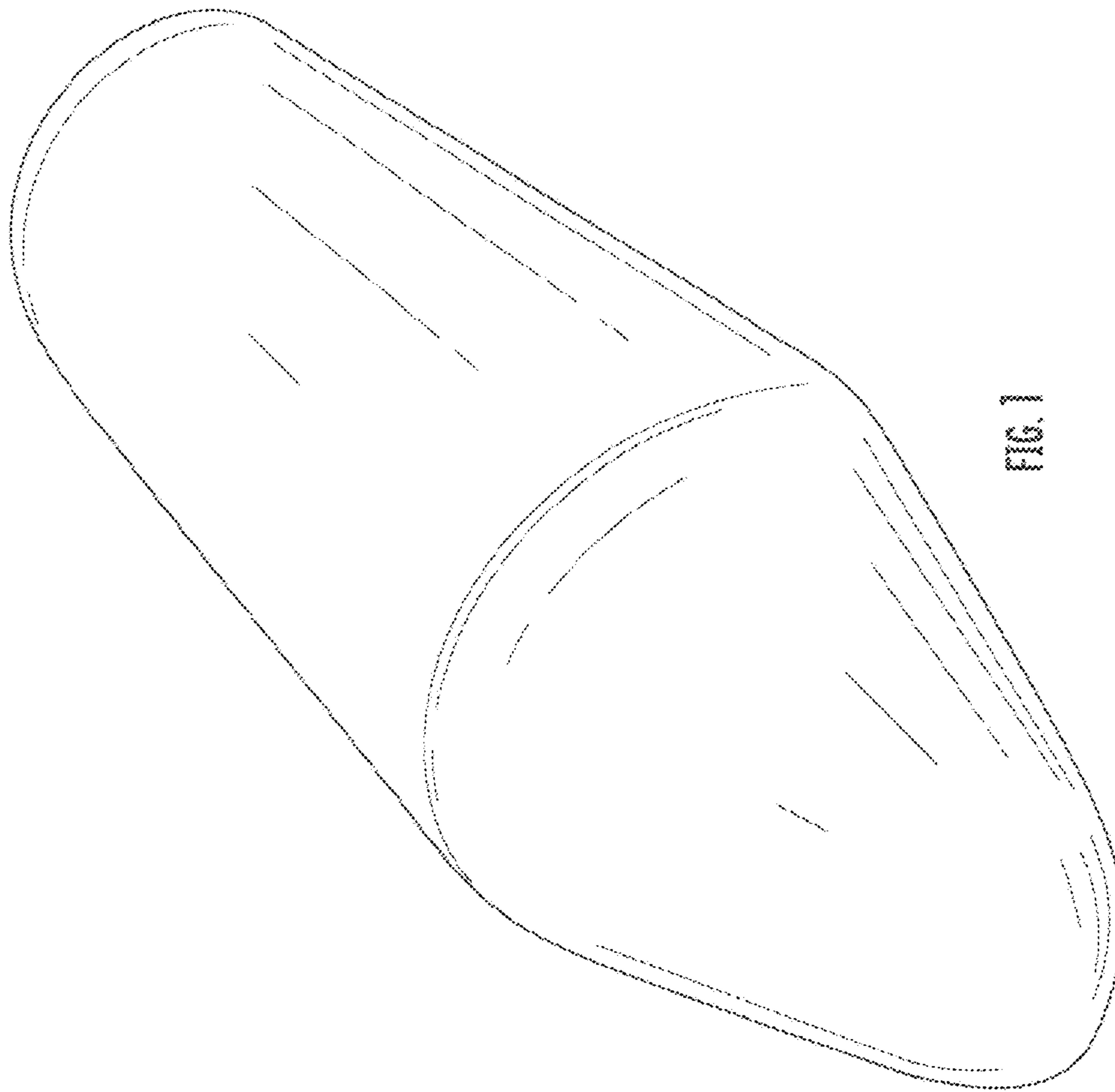
(56)

References Cited

U.S. PATENT DOCUMENTS

5,544,377 A * 8/1996 Gostine A47C 20/027
128/845
D701,582 S * 3/2014 Sterios D21/686
D707,312 S * 6/2014 Sterios D21/686
D718,461 S * 11/2014 Sato D24/215
D779,600 S * 2/2017 Dean D21/686
D802,690 S * 11/2017 Laszlo D21/686
D815,218 S * 4/2018 Osler D21/694
2004/0204664 A1 * 10/2004 Chu A61H 7/001
601/121
2010/0062918 A1 * 3/2010 Scholder A63B 21/00047
482/148
2013/0029815 A1 * 1/2013 Lu A63B 21/0004
482/142
2013/0190151 A1 * 7/2013 Scholder A63B 21/4039
482/142
2015/0257969 A1 * 9/2015 Shannon A61H 15/00
601/121
2017/0231851 A1 * 8/2017 Faussett A61H 15/00
601/135
2018/0256441 A1 * 9/2018 Smith A61H 15/00
2018/0296429 A1 * 10/2018 Michalove A61H 15/00

* cited by examiner



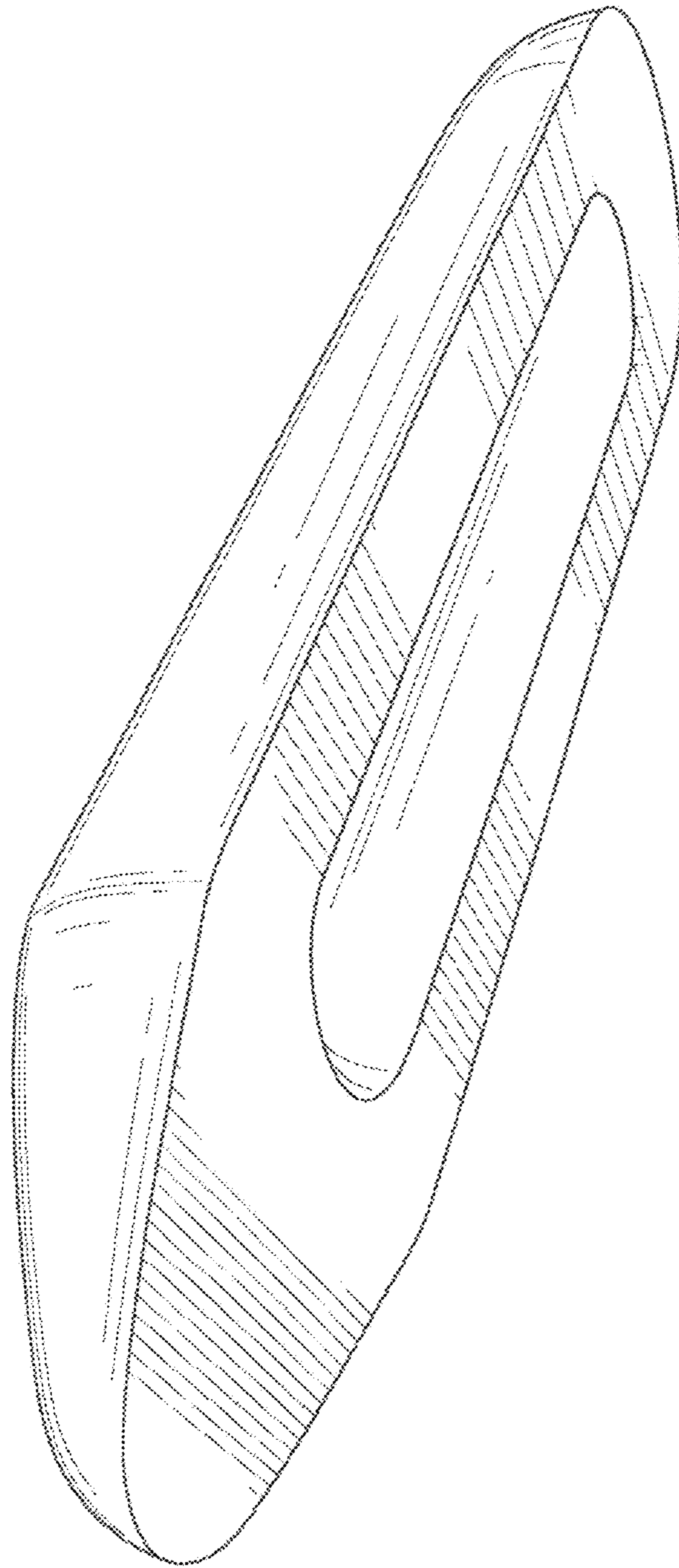


FIG. 2

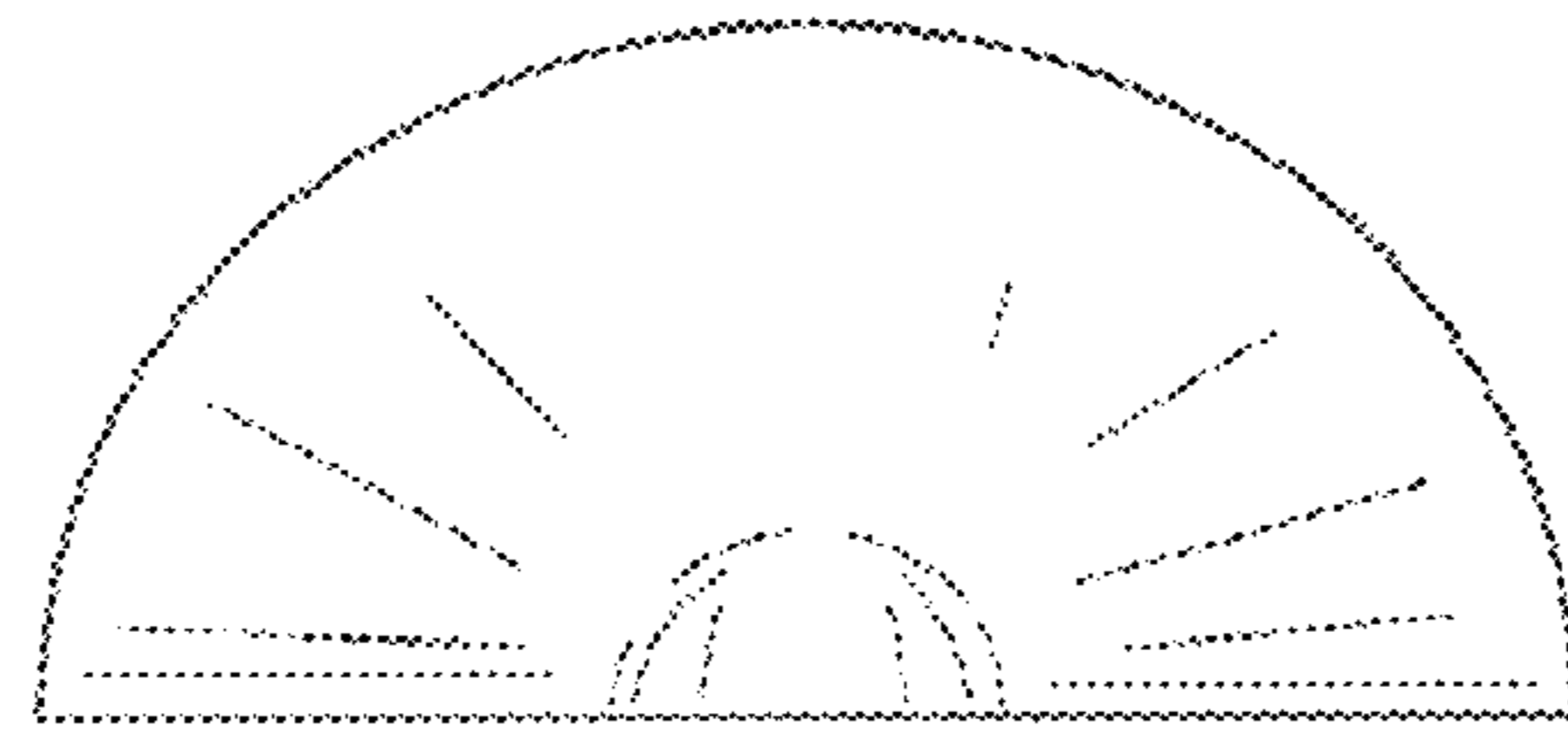


FIG. 3

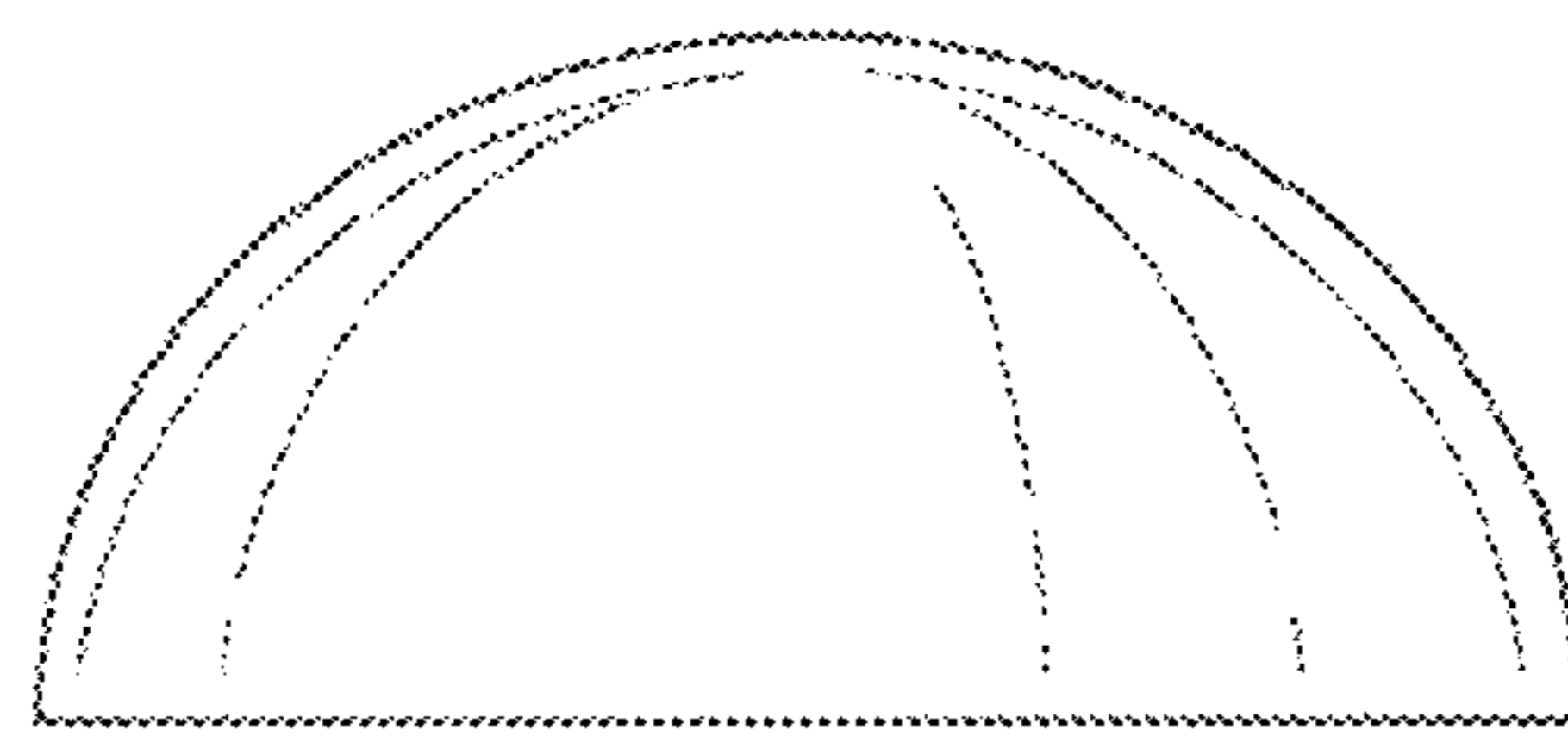


FIG. 4




FIG. 5

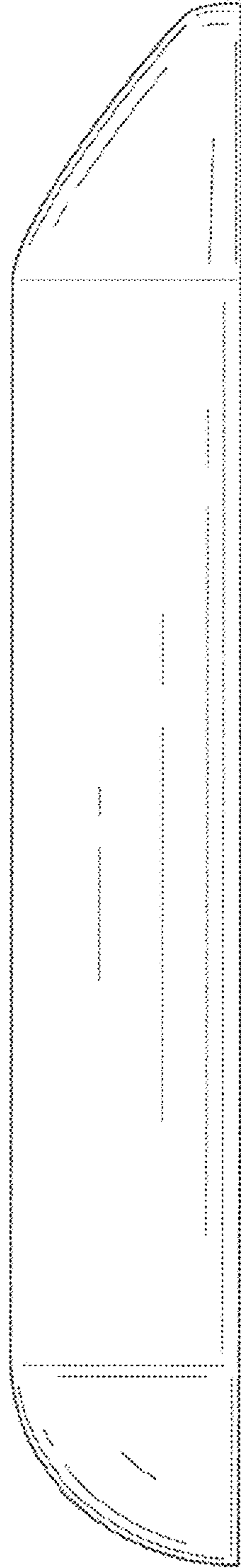


FIG. 6




FIG. 7




FIG. 8