



US00D842933S

(12) **United States Design Patent** (10) **Patent No.:** **US D842,933 S**
Castro et al. (45) **Date of Patent:** **** Mar. 12, 2019**

(54) **GAMING MACHINE WITH CURVED DISPLAY**

(56) **References Cited**

U.S. PATENT DOCUMENTS

(71) Applicant: **BALLY GAMING, INC.**, Las Vegas, NV (US)

(72) Inventors: **Christian L. Castro**, Chicago, IL (US);
Robert J. Glenn, II, Chicago, IL (US);
Paul M. Lesley, Blue Island, IL (US)

(73) Assignee: **BALLY GAMING, INC.**, Las Vegas, NV (US)

(**) Term: **15 Years**

(21) Appl. No.: **29/642,966**

(22) Filed: **Apr. 3, 2018**

3,943,282	A	*	3/1976	Muntz	H04N 9/3141
						348/783
D560,724	S	*	1/2008	Johnson	D21/329
D560,725	S	*	1/2008	Johnson	D21/329
D573,417	S	*	7/2008	Osbourn	D7/641
D599,858	S	*	9/2009	Lesley	D21/370
D646,336	S	*	10/2011	Kelly	D21/329
D646,337	S	*	10/2011	Kelly	D21/329
D681,130	S	*	4/2013	Lesley	D21/385
D682,948	S	*	5/2013	Cesaroni	D21/385
D685,033	S	*	6/2013	Wudtke	D21/370
D691,666	S	*	10/2013	Lesley	D21/370
D704,275	S	*	5/2014	Lesley	D21/370
D706,741	S	*	6/2014	Myers	D14/172
D707,646	S	*	6/2014	Kim	D14/138 G
D712,975	S	*	9/2014	Lesley	D21/369
D713,811	S	*	9/2014	Isaacs	D14/138 AA

(Continued)

Primary Examiner — Ryan Harvey

(74) Attorney, Agent, or Firm — Banner & Witcoff, Ltd.

Related U.S. Application Data

(62) Division of application No. 29/559,613, filed on Mar. 30, 2016.

(51) **LOC (11) Cl.** **21-01**

(52) **U.S. Cl.**
USPC **D21/396**

(58) **Field of Classification Search**

USPC D21/369, 370, 371, 385, 329, 325, 394;
D14/307, 172, 129, 325, 401, 371, 126,
D14/439, 432, 450, 128, 375, 248, 374,
D14/341, 138 G, 127; 463/28, 13, 11,
463/16, 20, 25, 31, 46, 23, 30, 17, 36, 29,
463/42, 34, 32, 35, 19, 21, 22; 273/292,
273/203, 138.2, 143 R, 142 R, 138.1;
D19/60; D16/226; D8/335, 331, 334;
D26/141; D7/641

CPC G07F 17/32; G07F 17/34; G07F 17/3211;
G07F 17/3244; G07F 17/3267

See application file for complete search history.

(57) **CLAIM**

The ornamental design for a gaming machine with curved display, as shown and described.

DESCRIPTION

FIG. 1 is a right isometric view of a gaming machine with curved display showing our new design;
FIG. 2 is a left isometric view thereof;
FIG. 3 is a front view thereof;
FIG. 4 is a right side view thereof;
FIG. 5 is a top view thereof; and,
FIG. 6 is a left side view thereof.

The broken line showing of the remainder of the gaming machine with curved display illustrates environmental structure and forms no part of the claimed design. The oblique

(Continued)



line shading on the curved display depicts transparent, translucent, highly polished or reflective surface.

1 Claim, 5 Drawing Sheets

(56)

References Cited

U.S. PATENT DOCUMENTS

D714,269	S	*	9/2014	Lee	D14/248
D714,270	S	*	9/2014	Lee	D14/248
D714,271	S	*	9/2014	Lee	D14/248
D716,246	S	*	10/2014	Yun	D14/138 R
D719,615	S	*	12/2014	Inoue	D21/370
D719,616	S	*	12/2014	Inoue	D21/370
D726,140	S	*	4/2015	Park	D14/138 R
D733,088	S	*	6/2015	Garneau	D14/172
D736,751	S	*	8/2015	Lee	D14/248
D736,752	S	*	8/2015	Lee	D14/248
D740,888	S	*	10/2015	DePalma	D21/370
D742,974	S	*	11/2015	Lesley	D21/369
D742,975	S	*	11/2015	Myers	D21/370
D744,579	S	*	12/2015	Cope	D16/241
D747,718	S	*	1/2016	Drabant	D14/371
D762,613	S	*	8/2016	Garneau	D14/172
RE46,169	E	*	10/2016	Kelly	G07F 17/34 D21/329
D770,406	S	*	11/2016	Fleming, Jr.	D14/125
D786,242	S	*	5/2017	Ho	D14/127
2013/0321373	A1	*	12/2013	Yoshizumi	G09G 5/00 345/211

* cited by examiner

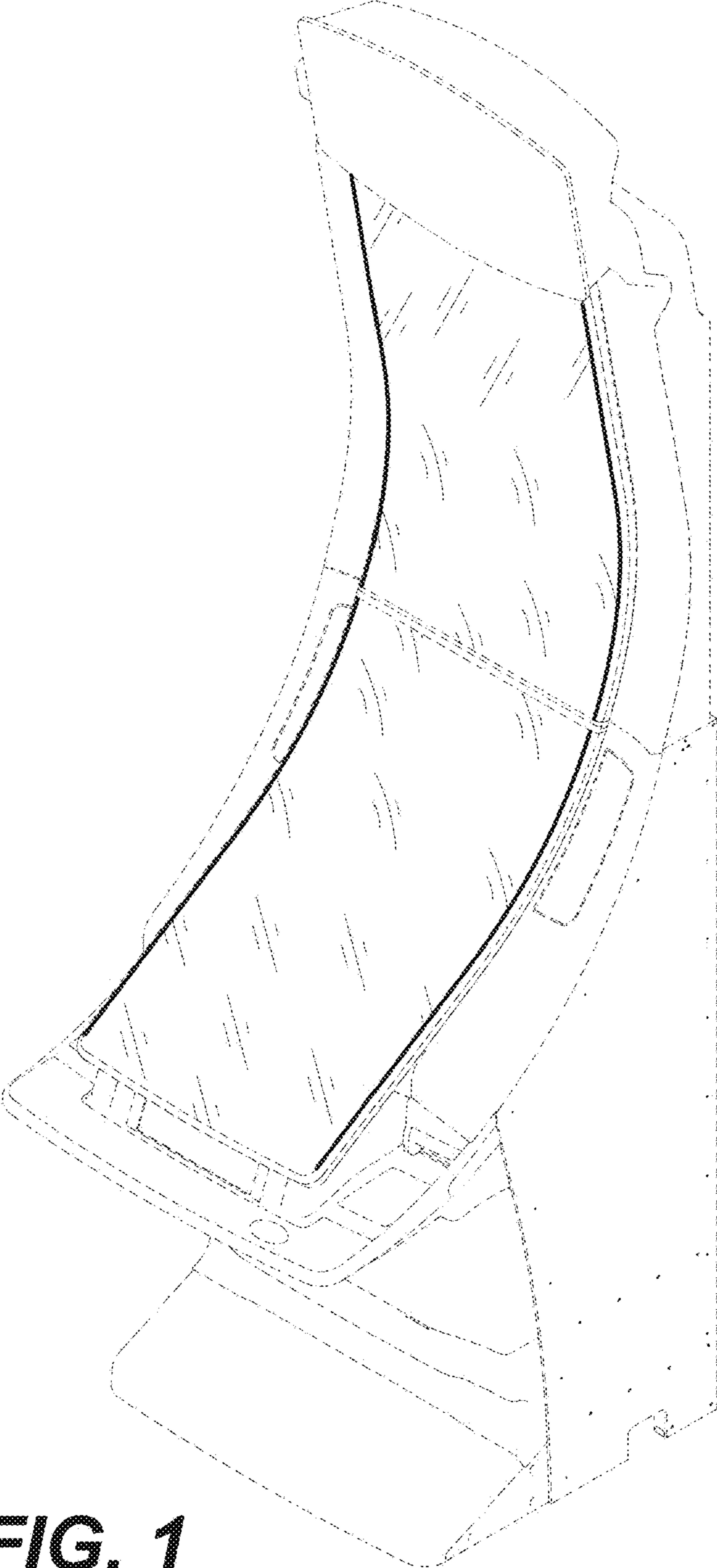


FIG. 1

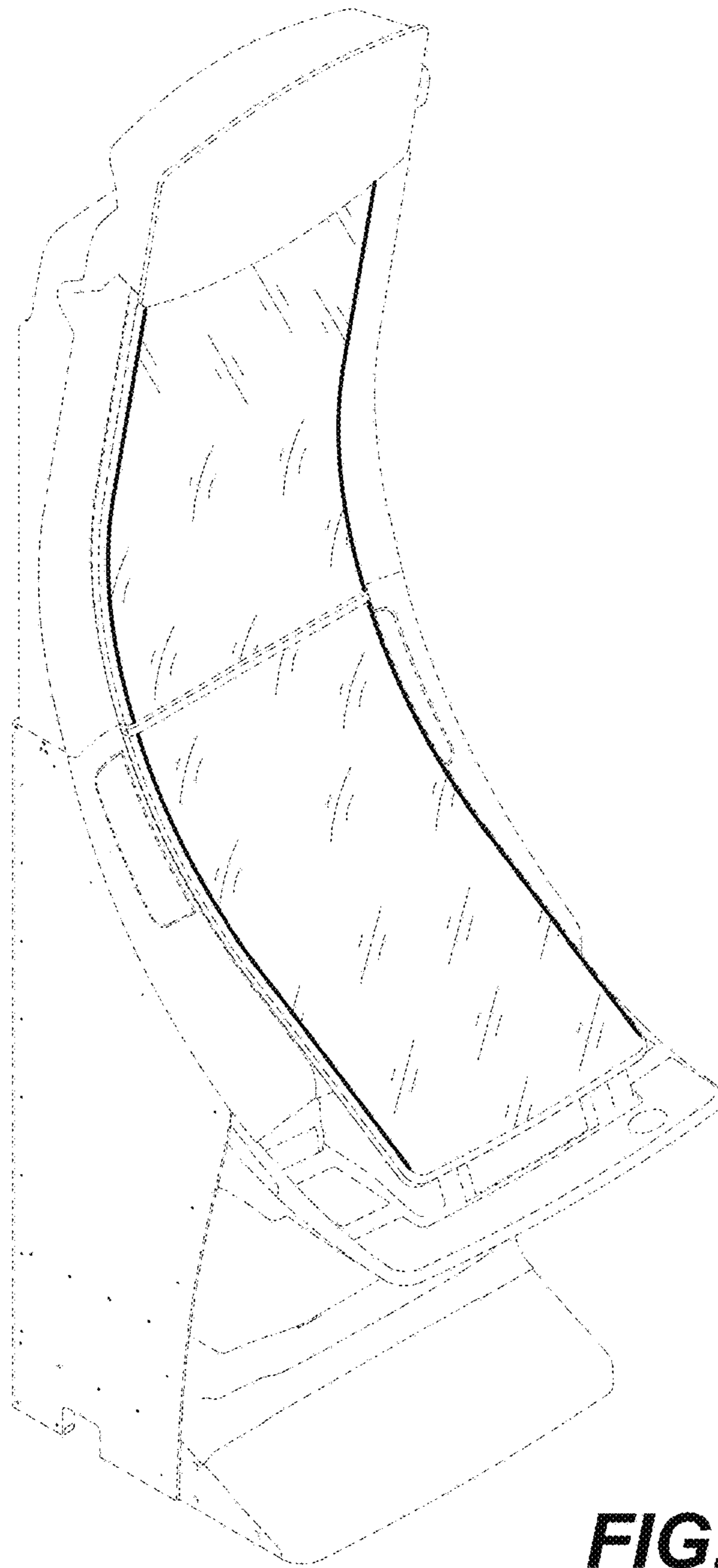


FIG. 2

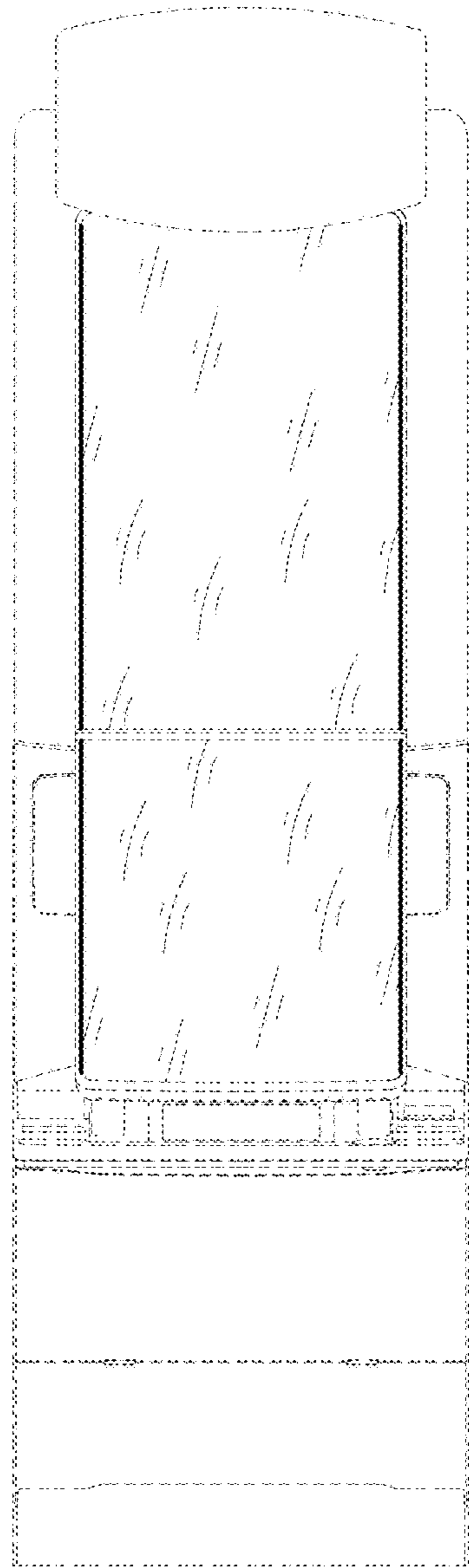


FIG. 3

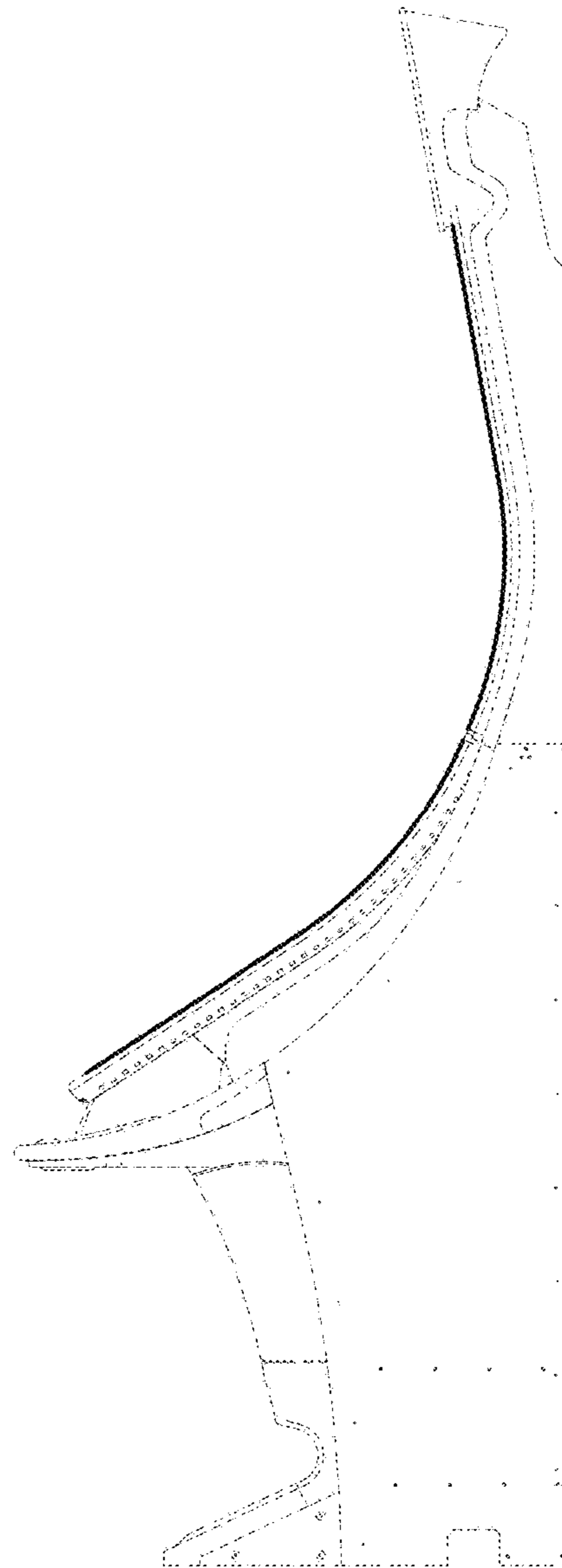


FIG. 4

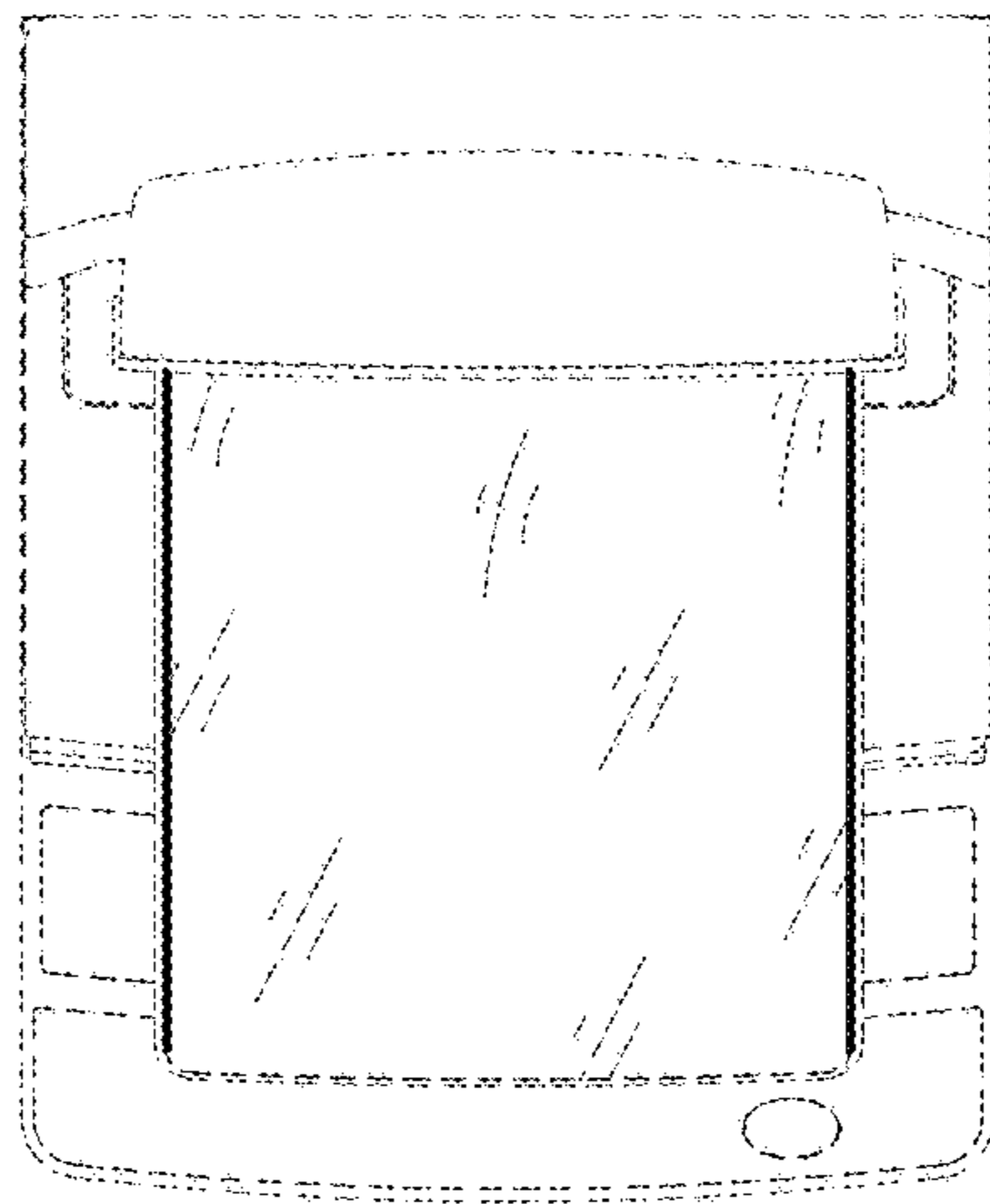


FIG. 5

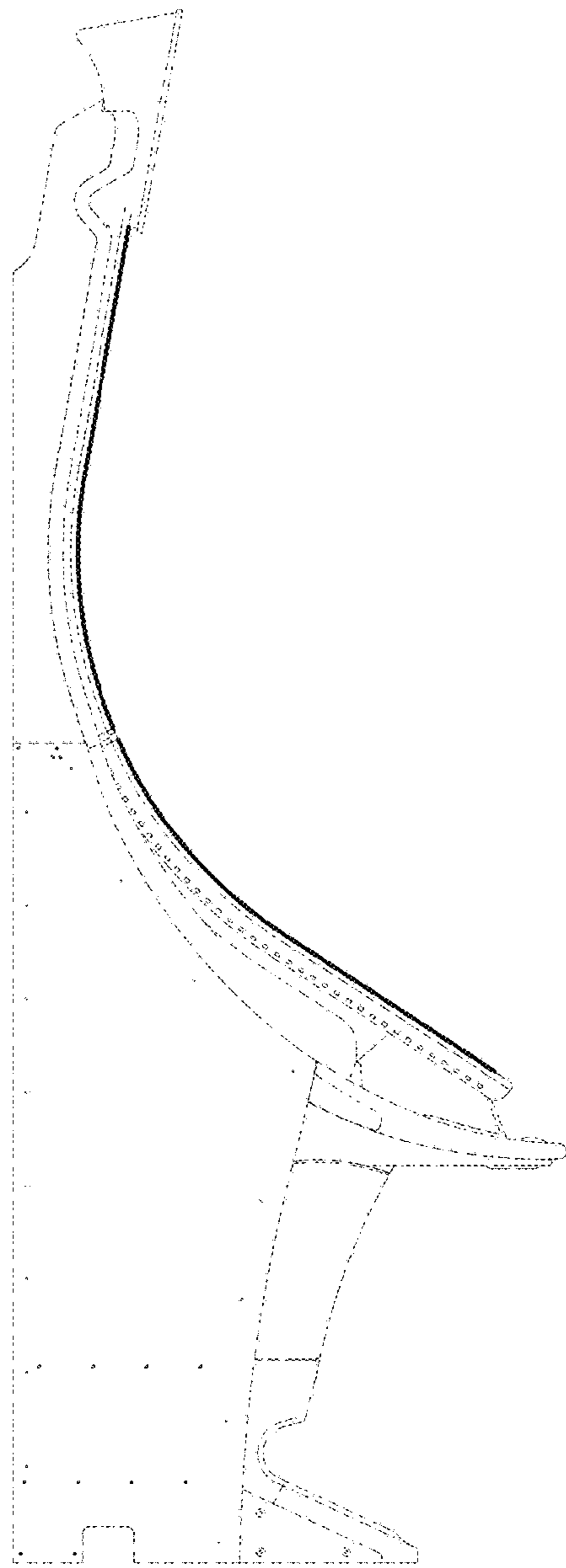


FIG. 6