



US00D842932S

(12) **United States Design Patent** (10) **Patent No.:** **US D842,932 S**
Stair et al. (45) **Date of Patent:** **** Mar. 12, 2019**

(54) **GAMING MACHINE DISPLAY**
(71) Applicant: **Aristocrat Technologies Australia Pty Limited**, North Ryde, NSW (AU)
(72) Inventors: **Jim Stair**, Las Vegas, NV (US); **Dominic J. Demarco**, Las Vegas, NV (US); **Rajendrasinh Banesinh Jadeja**, Las Vegas, NV (US); **Michael Bristol**, Henderson, NV (US); **Joseph Kaminkow**, Las Vegas, NV (US)
(73) Assignee: **ARISTOCRAT TECHNOLOGIES AUSTRALIA PTY LIMITED**, North Ryde, NSW (AU)

D508,719 S 8/2005 De Haas
D508,961 S 8/2005 Gatto et al.
D560,724 S 1/2008 Johnson
D560,725 S 1/2008 Johnson
D572,314 S 7/2008 Vallejo et al.
D573,417 S * 7/2008 Osbourn D7/641
D603,909 S 11/2009 De Viveiros Ortiz
D604,368 S 11/2009 Lesley et al.
D604,773 S 11/2009 De Viveiros Ortiz
D604,774 S 11/2009 De Viveiros Ortiz
D605,231 S 12/2009 Hashimoto et al.
D612,432 S 3/2010 De Viveiros Ortiz
D615,598 S 5/2010 McComb et al.
D622,780 S 8/2010 Lesley et al.
D622,781 S 8/2010 Lesley et al.
D646,337 S 10/2011 Kelly et al.

(Continued)

(**) Term: **15 Years**

Primary Examiner — Ryan Harvey

(21) Appl. No.: **29/578,789**

(74) Attorney, Agent, or Firm — Armstrong Teasdale LLP

(22) Filed: **Sep. 23, 2016**

(57) **CLAIM**

(51) **LOC (11) Cl.** **21-03**

The ornamental design for a gaming machine display, as shown and described.

(52) **U.S. Cl.**

USPC **D21/369**

(58) **Field of Classification Search**

DESCRIPTION

USPC D21/369, 370, 371, 385, 329, 325, 394;
D14/307, 172, 129, 325, 401, 371, 126,
D14/439, 432, 450, 128, 375, 248, 374,
D14/341, 138 G, 127; 463/28, 13, 11,
463/16, 20, 25, 31, 46, 23, 30, 17, 36, 29,
463/42, 34, 32, 35, 19, 21, 22; 273/292,
273/203, 138.2, 143 R, 142 R, 138.1;
D19/60; D16/226; D8/335, 331, 334;
D26/141; D7/641
CPC G07F 17/32; G07F 17/34; G07F 17/3211;
G07F 17/3244; G07F 17/3267

See application file for complete search history.

FIG. 1 is a front perspective view of a gaming machine display showing our new design;
FIG. 2 is a front view of the gaming machine display design shown in FIG. 1;
FIG. 3 is a back view of the gaming machine display design shown in FIG. 1;
FIG. 4 is a right view of the gaming machine display design shown in FIG. 1;
FIG. 5 is a left view of the gaming machine display design shown in FIG. 1; and,
FIG. 6 is a top view of the gaming machine display design shown in FIG. 1.

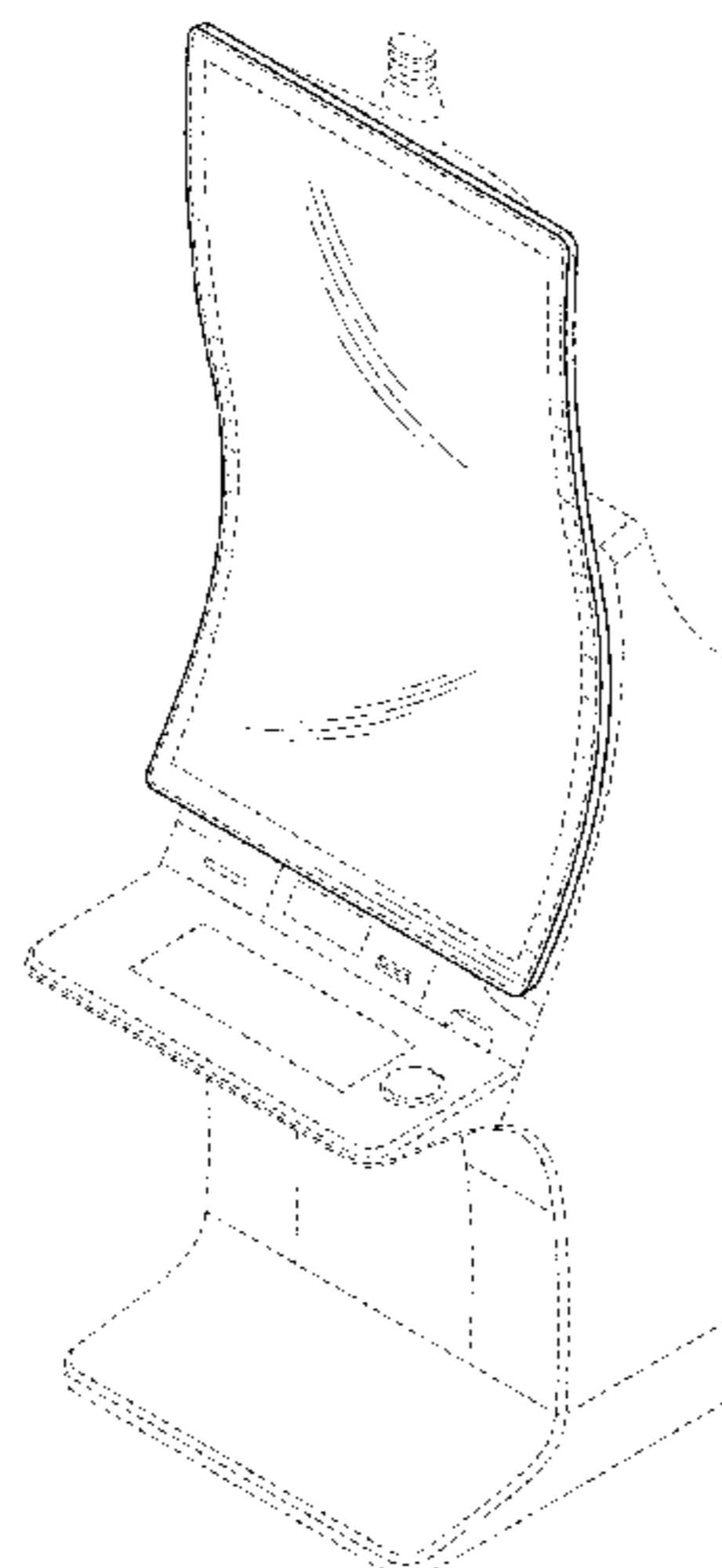
Broken lines illustrate unclaimed environmental features and form no part of the claimed design.

(56) **References Cited**

U.S. PATENT DOCUMENTS

D481,078 S 10/2003 Stephan
D508,269 S 8/2005 Wichinsky

1 Claim, 5 Drawing Sheets



(56)

References Cited

U.S. PATENT DOCUMENTS

D649,605	S	11/2011	Terpstra et al.	
D685,033	S	6/2013	Wudtke	
8,641,535	B2	2/2014	McComb et al.	
D712,975	S	9/2014	Lesley et al.	
D719,615	S *	12/2014	Inoue	D21/370
D736,751	S *	8/2015	Lee	D14/248
D736,752	S *	8/2015	Lee	D14/248
D740,888	S	10/2015	Depalma et al.	
D742,974	S	11/2015	Lesley et al.	
RE46,169	E *	10/2016	Kelly	G07F 17/34 D21/329
D771,041	S *	11/2016	Bae	D14/341
D774,032	S *	12/2016	Bae	D14/341
D812,146	S *	3/2018	Castro	D21/369
D812,147	S *	3/2018	Castro	D21/369
D812,148	S *	3/2018	Castro	D21/369
D812,149	S *	3/2018	Castro	D21/369
2011/0136573	A1	6/2011	McComb et al.	
2013/0278875	A1 *	10/2013	Kim	G02F 1/133514 349/106

* cited by examiner

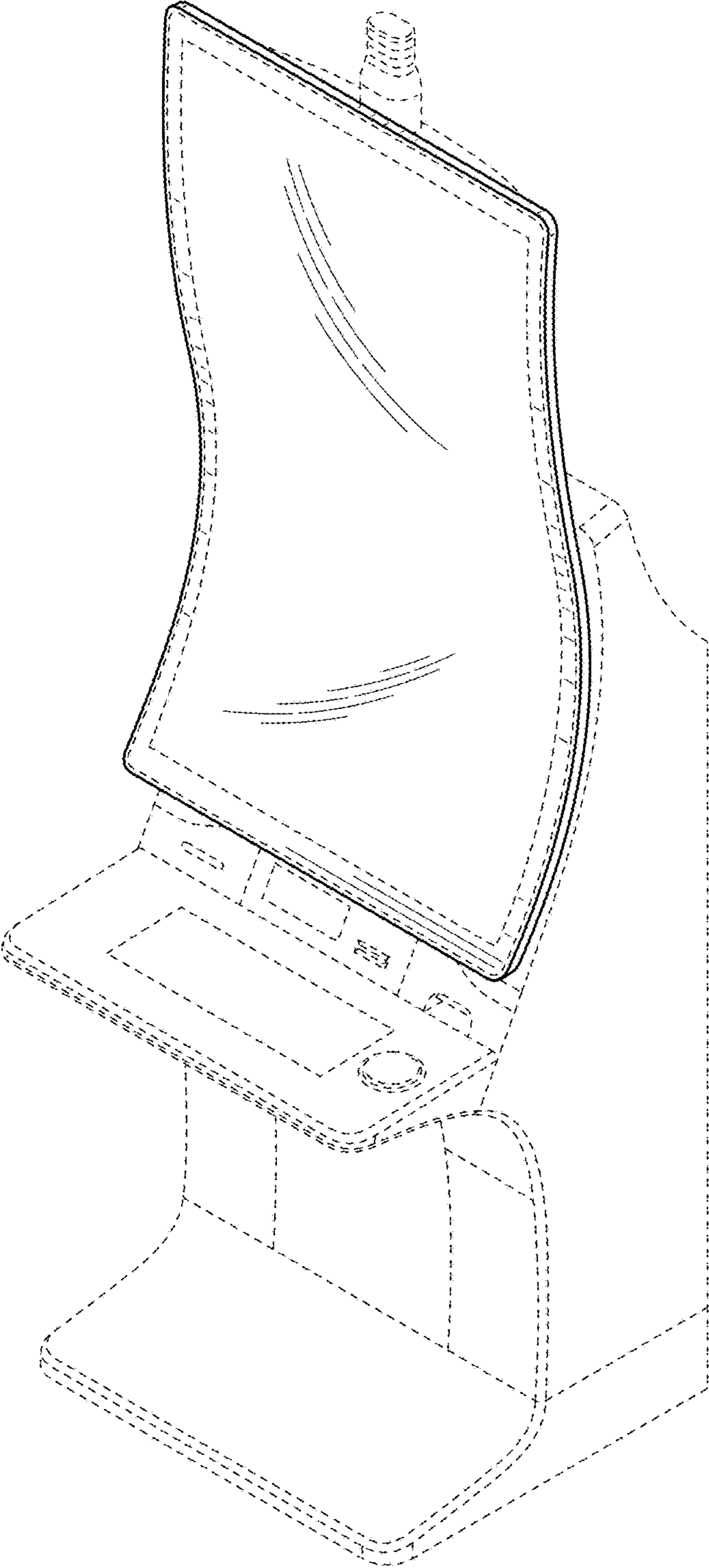


FIG. 1

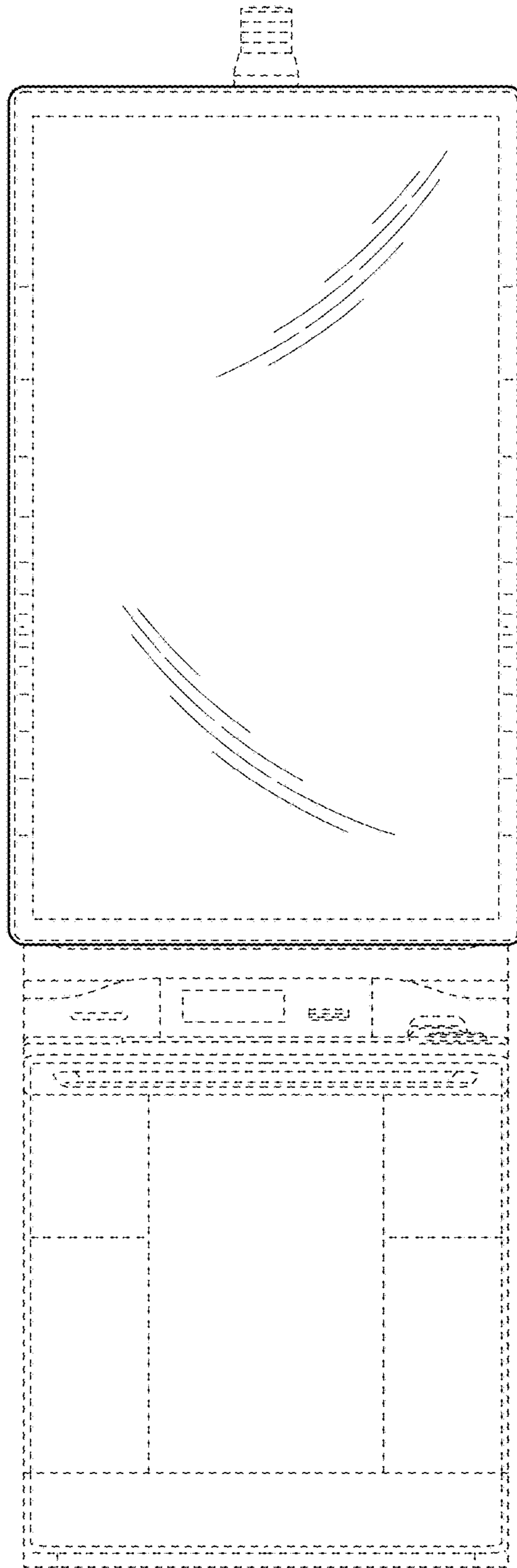


FIG. 2




FIG. 3

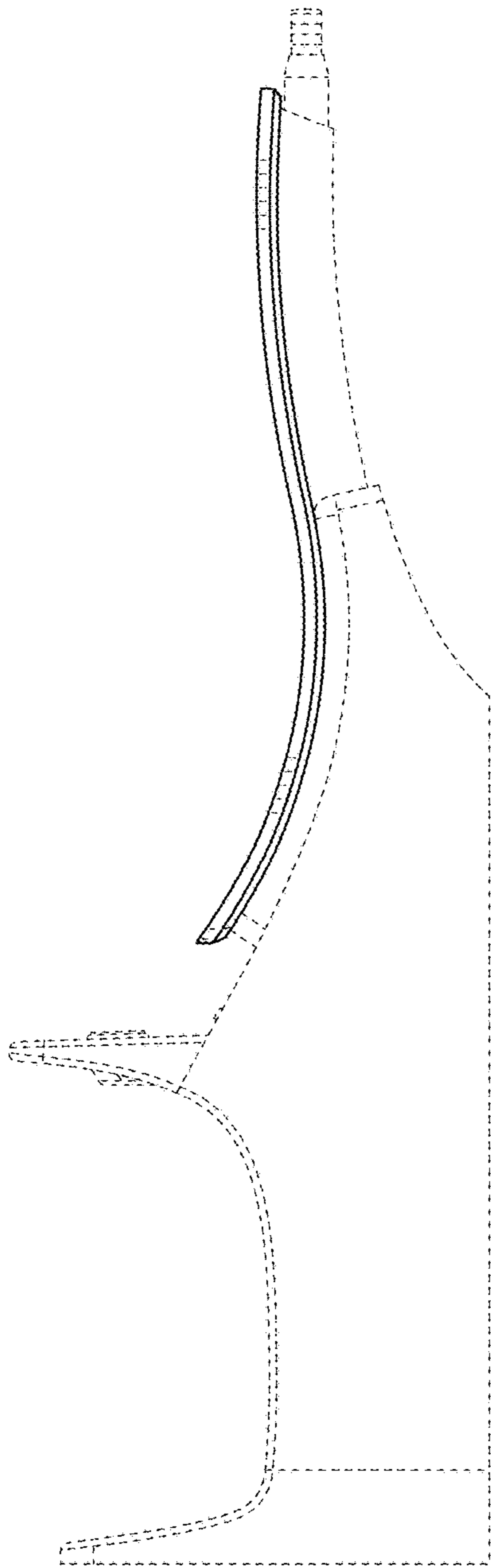


FIG. 4

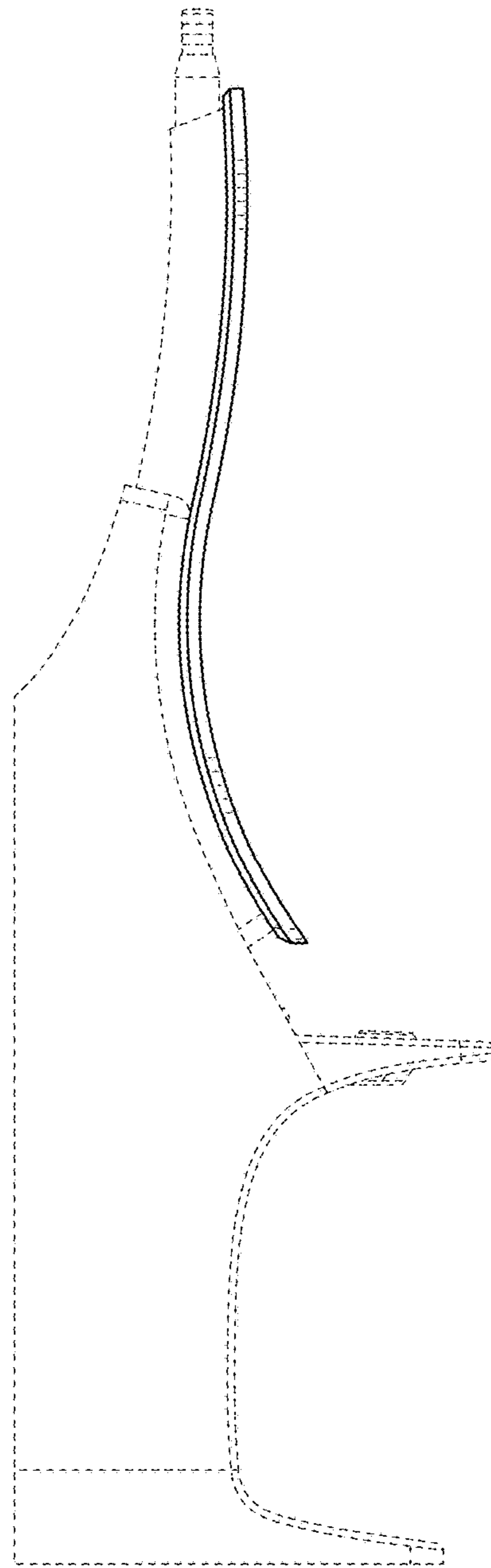


FIG. 5

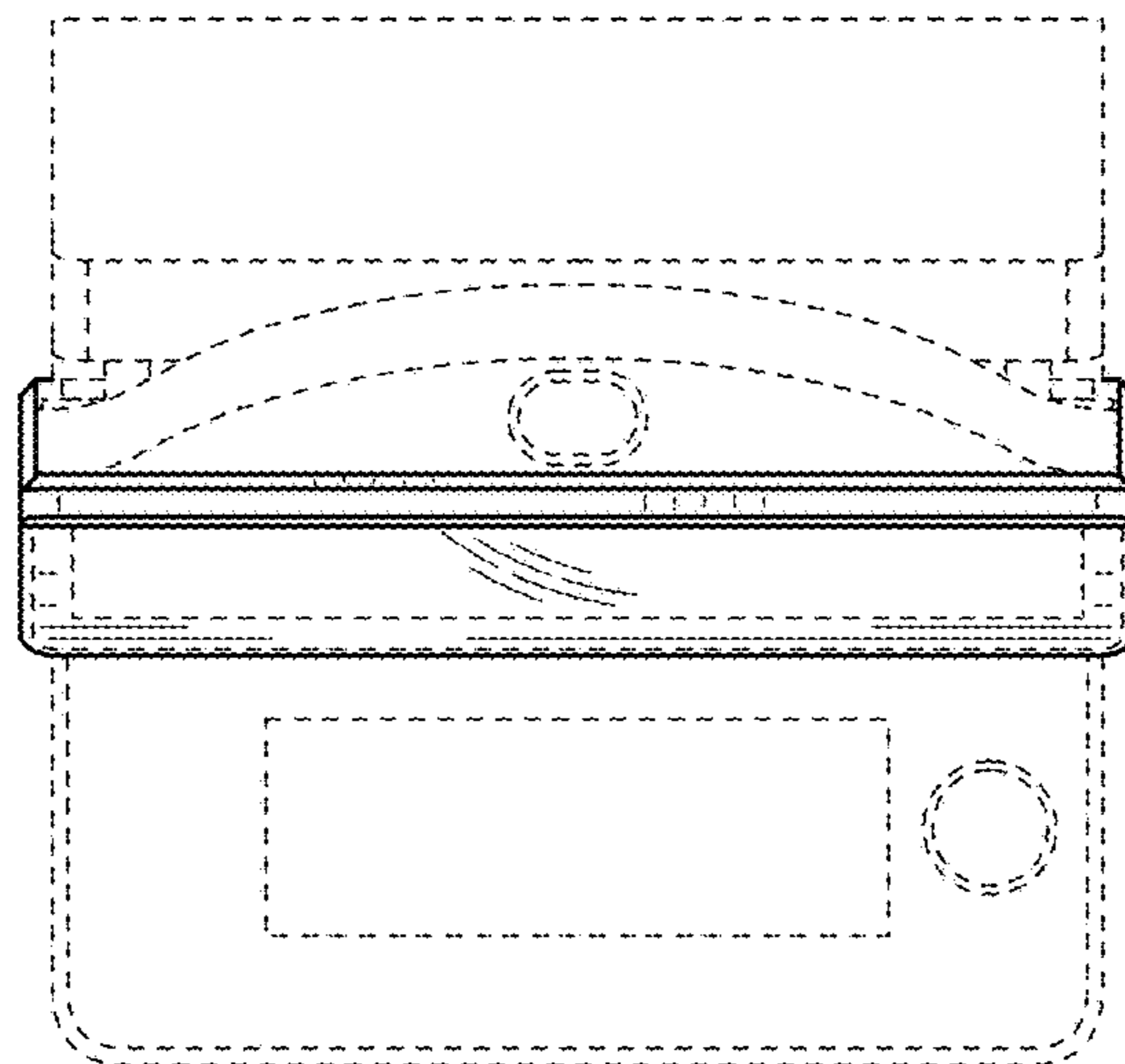


FIG. 6