



US00D842931S

(12) **United States Design Patent** (10) **Patent No.:** **US D842,931 S**
Oehlert et al. (45) **Date of Patent:** **** Mar. 12, 2019**

(54) **GAMING DEVICE CABINET HANDLE HOUSING WITH HANDLE**

(71) Applicant: **IGT**, Las Vegas, NV (US)

(72) Inventors: **Megan Oehlert**, Reno, NV (US);
Charles Walter Johnson, Reno, NV (US); **John Leigh Beadell**, Spark, NV (US); **Jean Pierre Legras**, Carson City, NV (US)

(73) Assignee: **IGT**, Las Vegas, NV (US)

(**) Term: **15 Years**

(21) Appl. No.: **29/578,488**

(22) Filed: **Sep. 22, 2016**

(51) **LOC (11) Cl.** **21-03**

(52) **U.S. Cl.**
 USPC **D21/369**

(58) **Field of Classification Search**
 USPC D21/369, 370, 371, 385, 329, 325, 394;
 D14/307, 172, 129, 325, 401, 371, 126,
 D14/439, 432, 450, 128, 375, 248, 374,
 D14/341, 138 G, 127; 463/28, 13, 11,
 463/16, 20, 25, 31, 46, 23, 30, 17, 36, 29,
 463/42, 34, 32, 35, 19, 21, 22; 273/292,
 273/203, 138.2, 143 R, 142 R, 138.1;
 D16/226; D8/335, 331, 334; D24/141;
 D7/641
 CPC G07F 17/32; G07F 17/34; G07F 17/3211;
 G07F 17/3244; G07F 17/3267
 See application file for complete search history.

(56) **References Cited**

U.S. PATENT DOCUMENTS

D236,720 S * 9/1975 Baker D16/226
 D243,375 S * 2/1977 DiOrio D21/370
 D264,485 S * 5/1982 Kitchen D21/370

D272,164 S * 1/1984 Heywood D21/370
 D272,254 S * 1/1984 Heywood D21/370
 D275,117 S * 8/1984 Heywood D21/370
 D361,516 S * 8/1995 Peersmann D10/6
 D380,014 S * 6/1997 Yang D21/370
 D380,687 S * 7/1997 Hsu D10/6
 D384,983 S * 10/1997 Chmelicek D21/370
 D419,201 S * 1/2000 de Haas D21/370
 6,533,659 B2 3/2003 Seymour et al.
 D473,899 S * 4/2003 Munoz D21/370

(Continued)

OTHER PUBLICATIONS

IGT S3000 Slot Machine picture, available before Sep. 22, 2016 (1 page).

Primary Examiner — Ryan Harvey

(74) *Attorney, Agent, or Firm* — Neal, Gerber & Eisenberg LLP

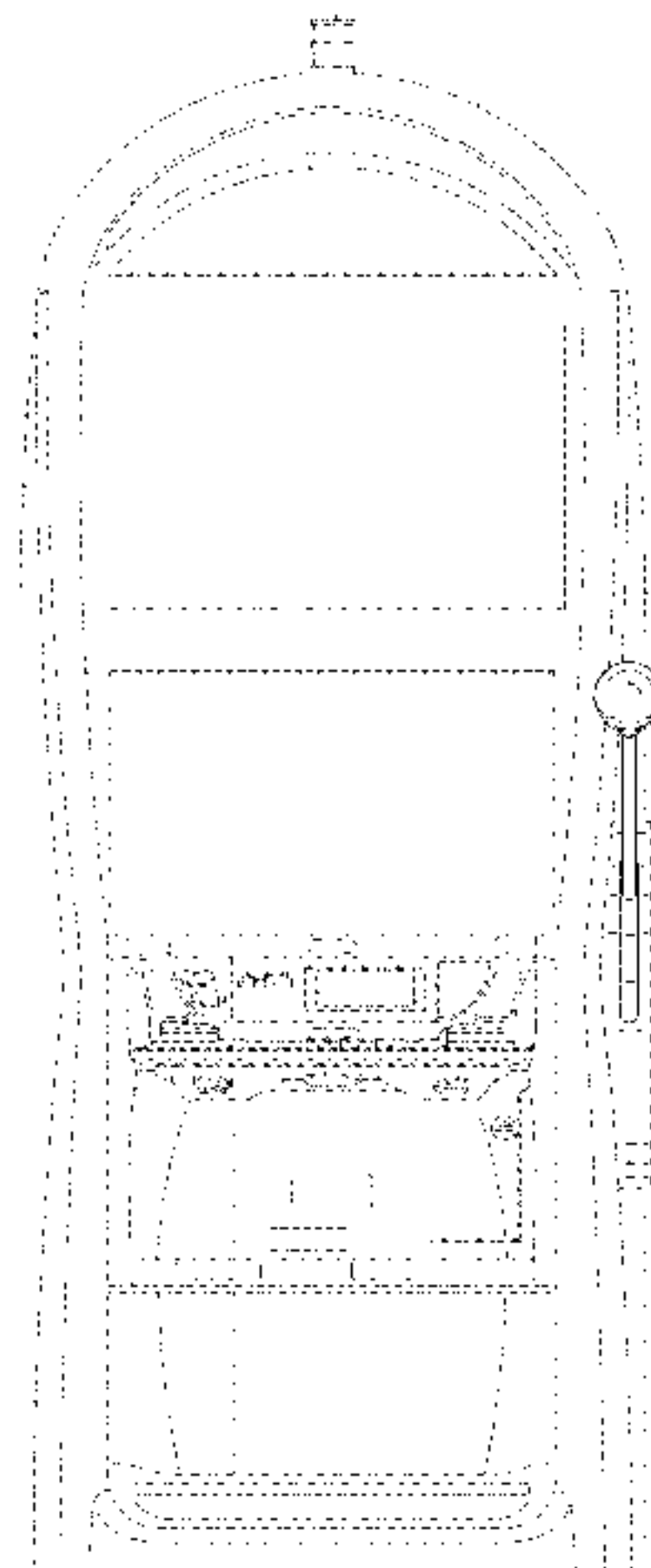
(57) **CLAIM**

The ornamental design for a gaming device cabinet handle housing with handle, as shown and described herein.

DESCRIPTION

FIG. 1 is a front view of the gaming device cabinet handle housing with handle of our new design.
 FIG. 2 is a back view of the gaming device cabinet handle housing with handle of our new design.
 FIG. 3 is a left side view of the gaming device cabinet handle housing with handle of our new design illustrated in FIG. 1.
 FIG. 4 is a right side view of the gaming device cabinet handle housing with handle of our new design illustrated in FIG. 1; and,
 FIG. 5 is a top view of the gaming device cabinet handle housing with handle of our new design illustrated in FIG. 1. Those portions shown in phantom are for environmental purposes only and form no part of the claimed design.

1 Claim, 5 Drawing Sheets



(56)

References Cited

U.S. PATENT DOCUMENTS

6,715,756 B2 * 4/2004 Inoue G07F 17/3213
273/138.1
D489,417 S * 5/2004 Munoz D21/370
6,857,958 B2 * 2/2005 Osawa G07F 17/3267
463/20
D512,105 S * 11/2005 Chitrapongse D21/370
D554,709 S * 11/2007 Young D21/370
D583,628 S * 12/2008 Meiry D7/599
D600,177 S * 9/2009 Komiyama D12/179
7,614,949 B2 * 11/2009 Anderson G07F 17/32
273/138.2
D610,506 S * 2/2010 Valerioti D12/179
D690,773 S * 10/2013 Miller D21/370
D763,361 S * 8/2016 Rosander D21/370
D798,956 S * 10/2017 Smith D21/370
2002/0072403 A1 6/2002 Baerlocher et al.
2004/0166937 A1 * 8/2004 Rothschild G07F 17/32
463/36
2005/0059462 A1 * 3/2005 Gerrard G07F 17/3262
463/16
2006/0160590 A1 7/2006 Okada
2006/0199638 A1 * 9/2006 Walker G07F 17/3213
463/30
2008/0139298 A1 * 6/2008 Rodgers G07F 17/32
463/20
2012/0157181 A1 * 6/2012 Jensen G07F 17/32
463/20
2013/0296017 A1 11/2013 Baerlocher

* cited by examiner

FIG. 1

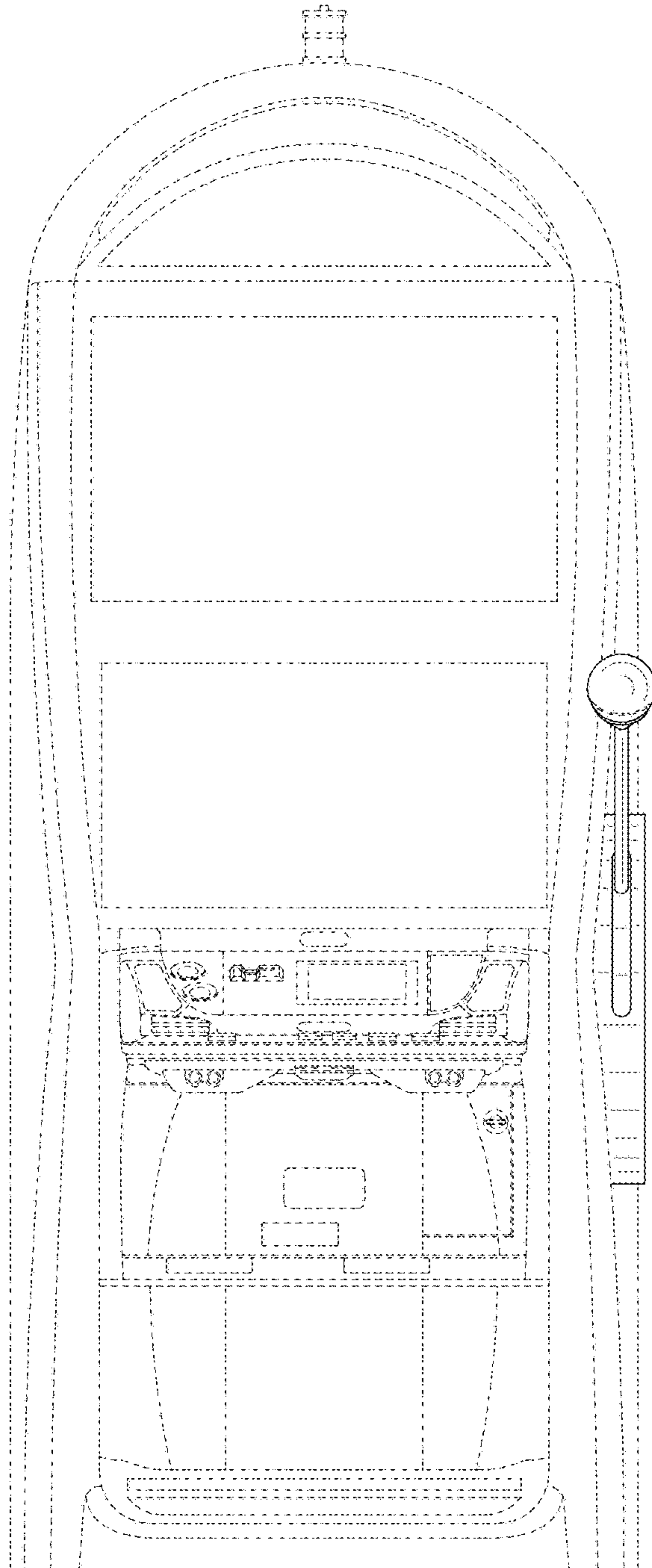


FIG. 2




FIG. 3

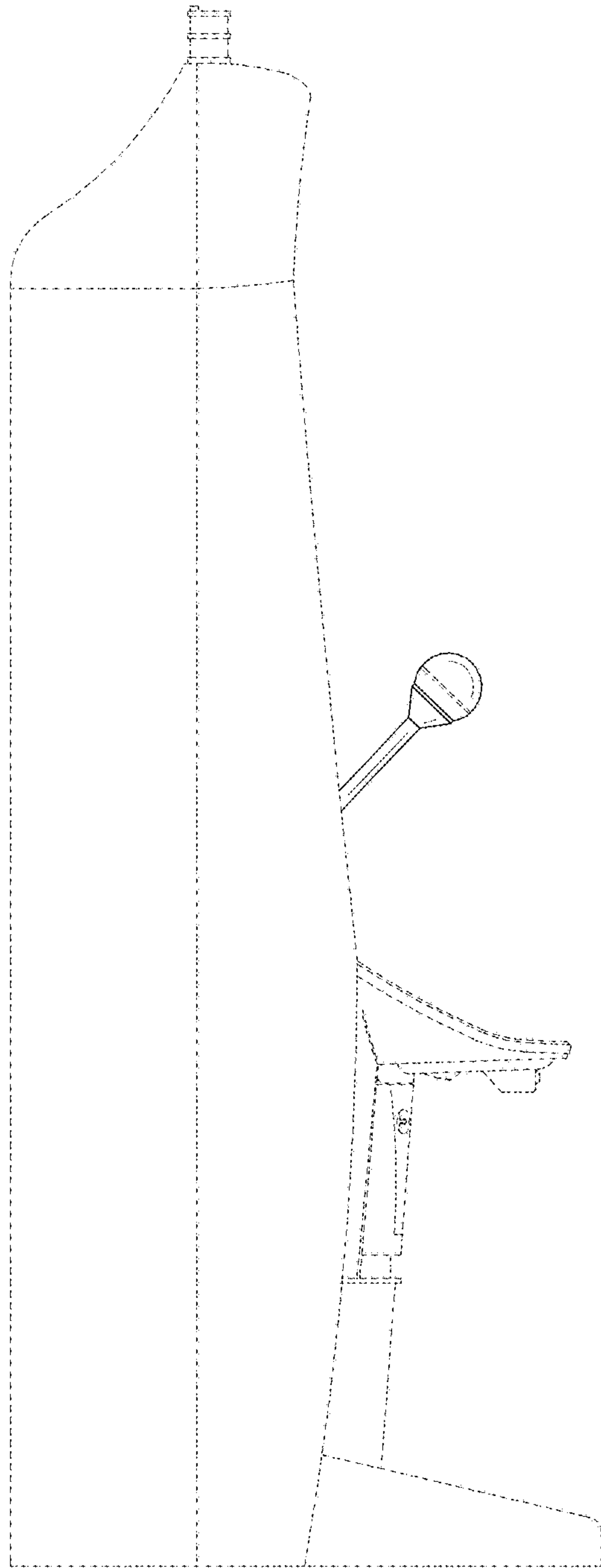


FIG. 4

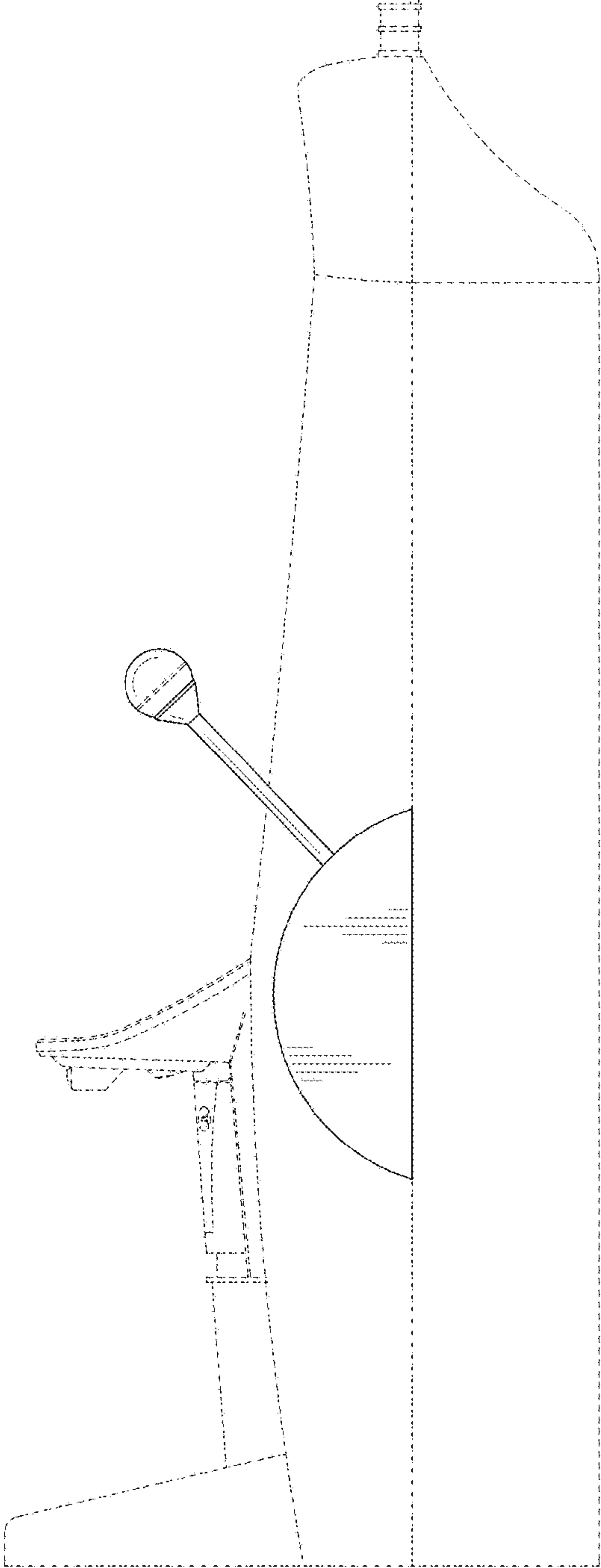


FIG. 5

