

US00D842860S

(12) **United States Design Patent** (10) **Patent No.:** **US D842,860 S**  
**Brown et al.** (45) **Date of Patent:** **\*\* Mar. 12, 2019**

(54) **CASE FOR ELECTRONIC DEVICE**

(56) **References Cited**

(71) Applicant: **Incase Designs Corp.**, Chino, CA (US)

U.S. PATENT DOCUMENTS

(72) Inventors: **Jonathan Brown**, Monrovia, CA (US);  
**Steven Corraliza**, North Miami Beach,  
FL (US); **Eric James Hostetler**,  
Orange, CA (US)

D731,494 S \* 6/2015 Barfoot ..... D14/440  
D737,263 S \* 8/2015 Armstrong ..... D14/250  
D794,625 S \* 8/2017 Armstrong ..... D14/250

\* cited by examiner

(73) Assignee: **Incase Designs Corp.**, Los Angeles,  
CA (US)

*Primary Examiner* — Cynthia Underwood  
(74) *Attorney, Agent, or Firm* — Manatt, Phelps &  
Phillips, LLP

(\*\*) Term: **15 Years**

(57) **CLAIM**

The ornamental design for a case for electronic device, as shown and described.

(21) Appl. No.: **29/555,957**

**DESCRIPTION**

(22) Filed: **Feb. 25, 2016**

FIG. 1 is a front perspective view of a case for electronic device showing our new design.

FIG. 2 is a close-up view of a portion indicated by circle 2 in FIG. 1.

FIG. 3 is a front view thereof.

FIG. 4 is a close-up view of a portion indicated by circle 4 in FIG. 3.

(51) **LOC (11) Cl.** ..... **14-02**

(52) **U.S. Cl.**  
USPC ..... **D14/440**

FIG. 5 is a rear view thereof.

FIG. 6 is a right-side view thereof.

FIG. 7 is a left-side view thereof.

FIG. 8 is a top view thereof; and,

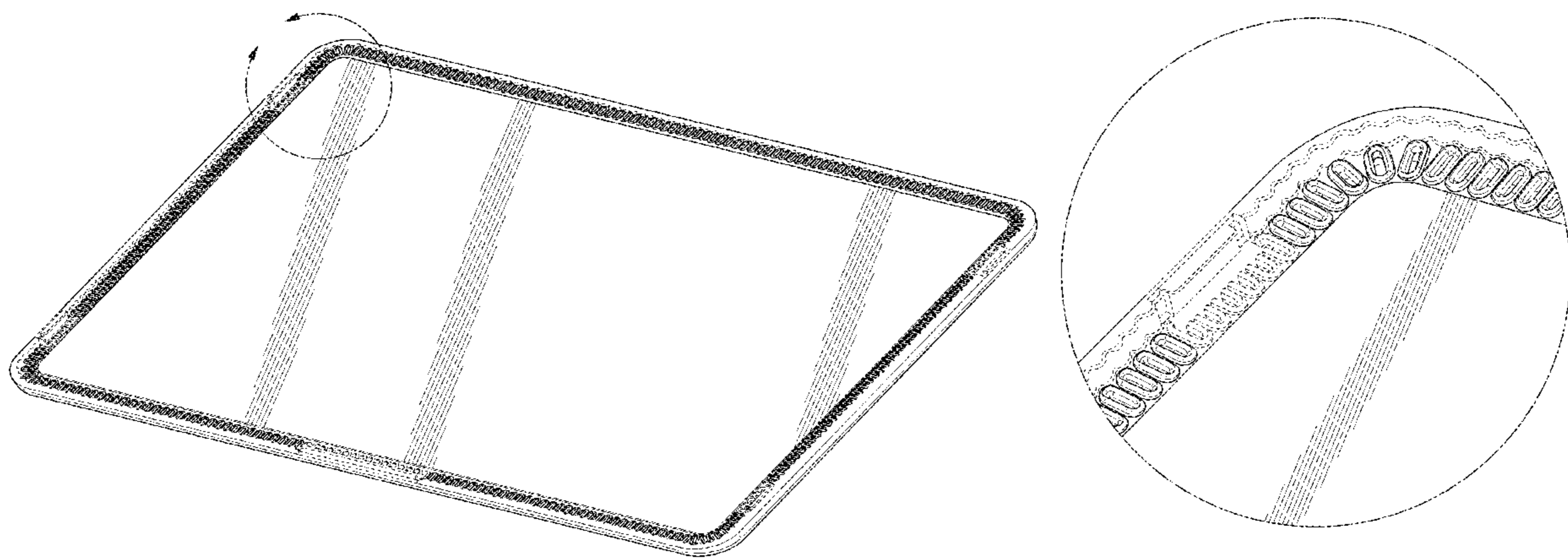
FIG. 9 is a bottom view thereof.

(58) **Field of Classification Search**  
USPC ..... D14/440, 250, 447; 206/45.23, 320,  
206/45.2; 361/679.55; 294/25; 224/218  
CPC ... G06F 1/1628; G06F 1/1626; A47B 23/044;  
H04B 1/3888

The broken-line features in the figures are for illustrative purposes only and form no part of the claimed design.

See application file for complete search history.

**1 Claim, 7 Drawing Sheets**



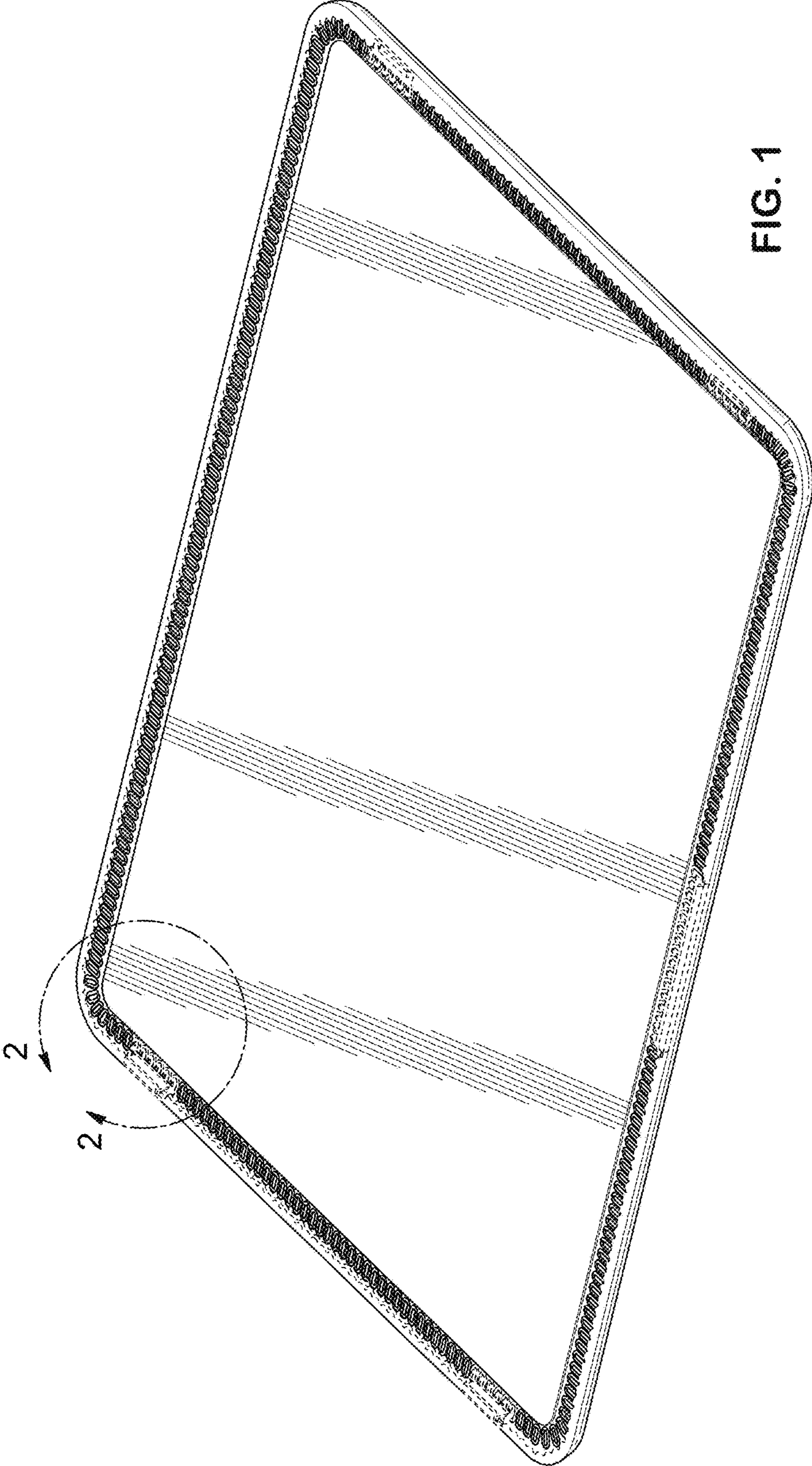


FIG. 1

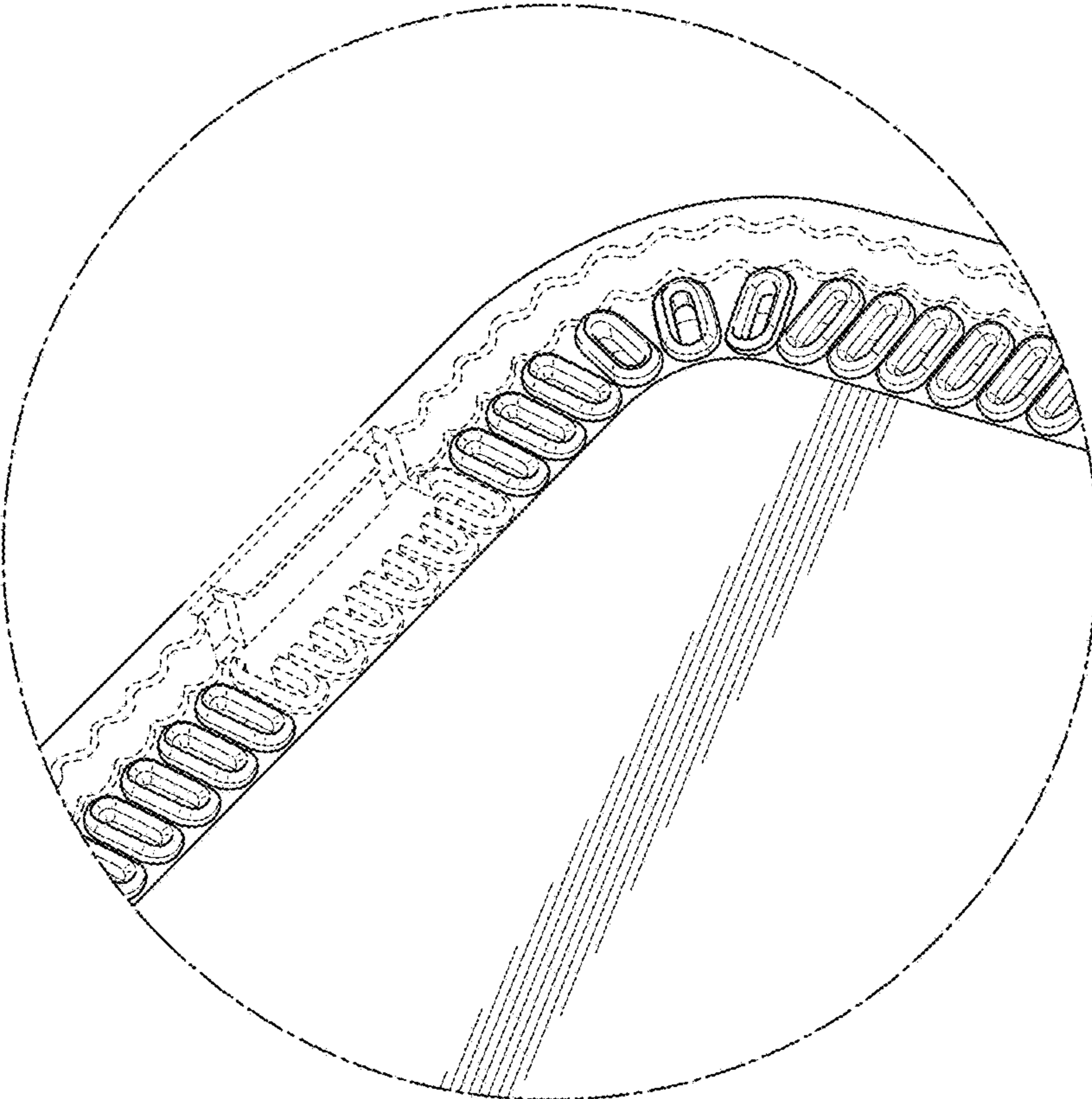


FIG. 2

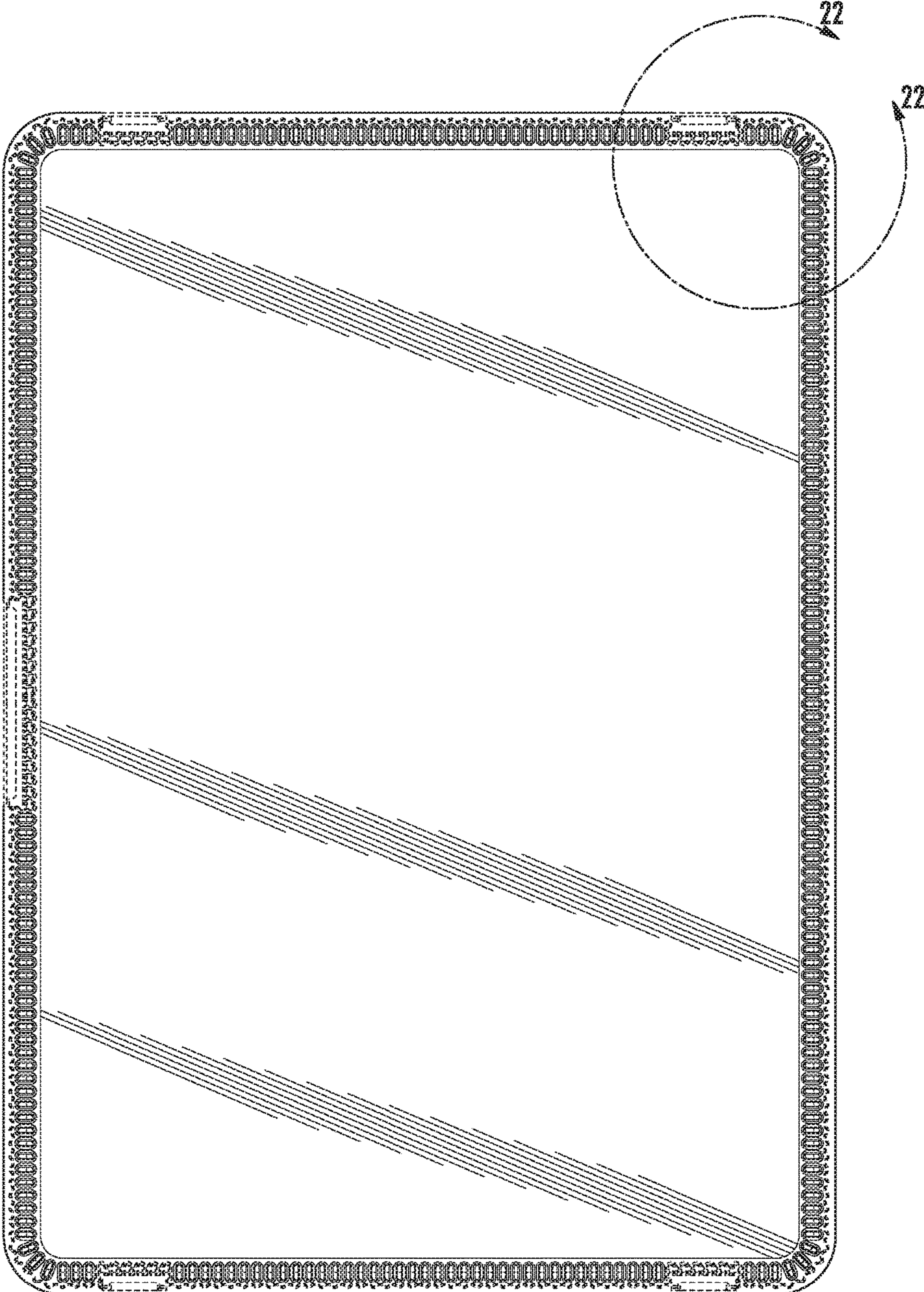


FIG. 3

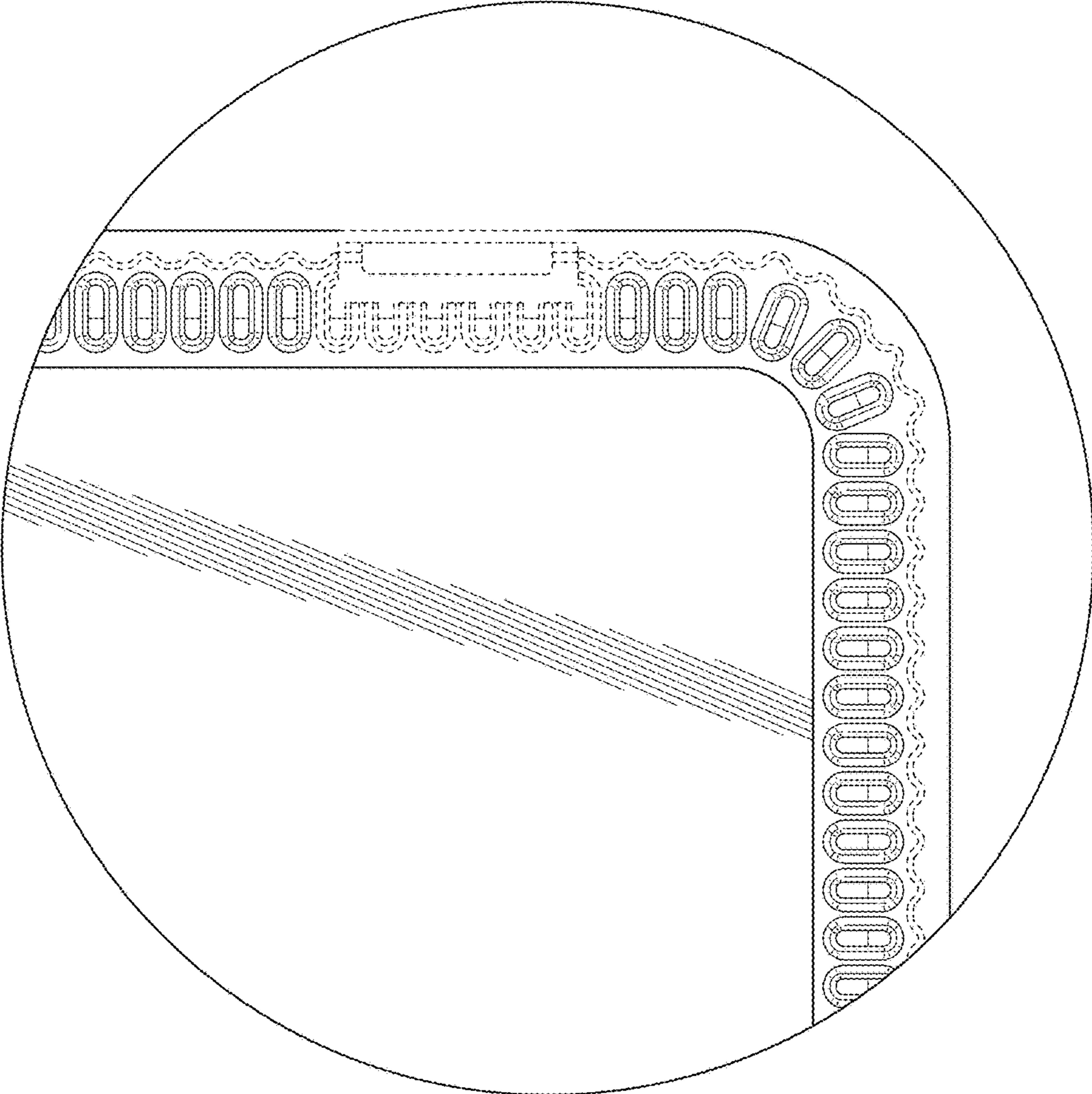


FIG. 4




FIG. 5

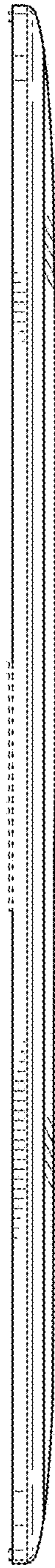


FIG. 6

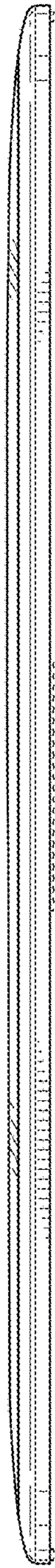


FIG. 7



FIG. 8




FIG. 9