

US00D842852S

(12) **United States Design Patent**
Kim et al.

(10) **Patent No.:** **US D842,852 S**

(45) **Date of Patent:** **** Mar. 12, 2019**

(54) **TABLET PC**

(71) Applicant: **Samsung Electronics Co., Ltd.**,
Suwon-si (KR)

(72) Inventors: **Dongkyun Kim**, Seoul (KR); **Minah Koh**, Seoul (KR); **Hakdo Kim**, Seoul (KR); **Jongbo Jung**, Seoul (KR)

(73) Assignee: **SAMSUNG ELECTRONICS CO., LTD.**, Suwon-si (KR)

(**) Term: **15 Years**

(21) Appl. No.: **29/613,617**

(22) Filed: **Aug. 11, 2017**

(30) **Foreign Application Priority Data**

Feb. 24, 2017 (KR) 30-2017-0009144

(51) **LOC (11) Cl.** **14-02**

(52) **U.S. Cl.**
USPC **D14/341**

(58) **Field of Classification Search**
USPC D14/341–347, 137, 138 R, 138 AA,
D14/138 AB, 138 C, 203.1, 203.3, 203.4,
D14/203.7, 129, 130, 147, 218, 247, 248,
D14/332, 388, 389, 315–318, 420, 426,
D14/429, 489, 492, 496; D6/308, 310
CPC G06F 1/1613; G06F 1/1647; G06F 1/1641;
G06F 3/04883; G06F 3/0486; G06F
3/04847; G06F 3/04845; G06F 3/04817;
G06F 3/0484; H04M 1/0279; H04M
1/0281; H04M 1/0283
See application file for complete search history.

(56) **References Cited**

U.S. PATENT DOCUMENTS

D681,632 S * 5/2013 Akana D14/341
D705,779 S * 5/2014 Akana D14/341

D712,400 S * 9/2014 Kim D14/341
D736,203 S * 8/2015 Kim D14/341
D747,312 S * 1/2016 Kim D14/341
D750,062 S * 2/2016 Akana D14/341
D750,065 S * 2/2016 Akana D14/341
D753,104 S * 4/2016 Kim D14/341
D755,148 S * 5/2016 Wu D14/138 G
D758,361 S * 6/2016 Yeo D14/341
D771,622 S 11/2016 Akana et al.
D778,904 S * 2/2017 Akana D14/341
D779,484 S * 2/2017 Akana D14/341
D801,330 S * 10/2017 Morgan D14/341
D803,829 S * 11/2017 Lee D14/341
D808,957 S * 1/2018 Tian D14/341

(Continued)

FOREIGN PATENT DOCUMENTS

KR 30-0740997 4/2014
KR 30-0803452 7/2015

Primary Examiner — Barbara Fox

(74) *Attorney, Agent, or Firm* — McAndrews Held & Malloy, Ltd.

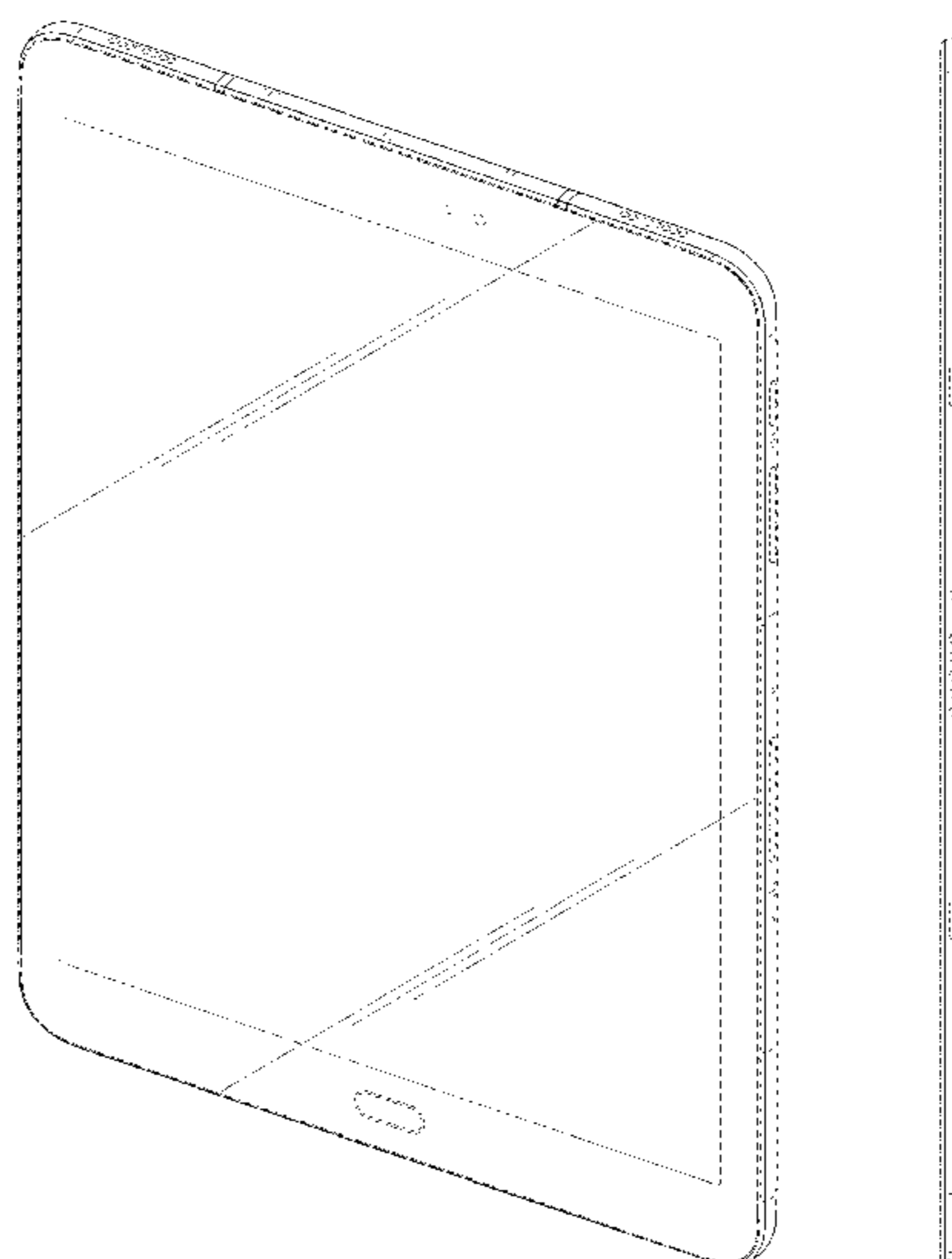
(57) **CLAIM**

The ornamental design for a tablet PC, as shown and described.

DESCRIPTION

FIG. 1 is a front perspective view of a tablet PC showing our new design;
FIG. 2 is a front elevation view thereof;
FIG. 3 is a rear elevation view thereof;
FIG. 4 is a left side elevation view thereof;
FIG. 5 is a right side elevation view thereof;
FIG. 6 is a top plan view thereof;
FIG. 7 is a bottom plan view thereof; and,
FIG. 8 is a rear perspective thereof.
The dashed broken lines in the drawings illustrate portions of the tablet PC that form no part of the claimed design.

1 Claim, 6 Drawing Sheets



(56)

References Cited

U.S. PATENT DOCUMENTS

D814,456 S *	4/2018	Zhang	D14/341
D819,019 S *	5/2018	Zhang	D14/341
D822,015 S *	7/2018	Biddle	D14/341
D825,555 S *	8/2018	Lee	D14/341
D825,556 S *	8/2018	Akana	D14/341
D826,202 S *	8/2018	Park	D14/138 G
D828,350 S *	9/2018	Akana	D14/341
2013/0162569 A1 *	6/2013	Sudo	G06F 3/04845 345/173
2015/0254485 A1 *	9/2015	Feng	H04M 1/0202 455/556.1

* cited by examiner

FIG. 1




FIG. 2




FIG. 3




FIG. 4

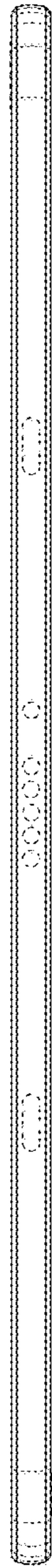


FIG. 5

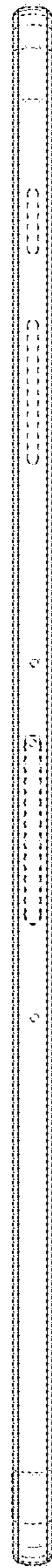


FIG. 6




FIG. 7




FIG. 8

