



US00D842849S

(12) **United States Design Patent** (10) **Patent No.:** **US D842,849 S**
Yun (45) **Date of Patent:** **** Mar. 12, 2019**

(54) **CUSHION STAND FOR MOBILE DEVICE**

(71) Applicant: **Jinho Yun**, Flushing, NY (US)

(72) Inventor: **Jinho Yun**, Flushing, NY (US)

(**) Term: **15 Years**

(21) Appl. No.: **29/572,328**

(22) Filed: **Jul. 27, 2016**

(51) **LOC (11) Cl.** **14-03**

(52) **U.S. Cl.**
USPC **D14/253**

(58) **Field of Classification Search**

USPC D14/251–253, 447, 451, 452, 440, 434,
D14/458, 432, 439, 457, 460, 238.1, 140,
D14/142, 149, 217, 148, 140.8, 140.11,
D14/209.1, 151, 140.9, 250, 238;
D13/107, 108; D12/415, 223, 114, 420,
D12/417, 407, 177; D3/218, 215;
D16/242–245, 250, 237, 203, 214, 219;
D6/675, 672, 673, 675.4, 553, 676, 310,
D6/406.3, 406.4, 406.5, 406.6, 407, 567,
D6/300, 682.3; 248/459, 460; 224/483
CPC F16M 11/00; F16M 11/04; F16M 11/041;
F16M 11/02; F16M 11/06; F16M 13/00;
H04M 1/02; H04M 1/04; H04M 1/11;
H04M 1/12; A47F 7/022; B62J 11/00;
H05K 7/00; G03B 17/56
See application file for complete search history.

(56) **References Cited**

U.S. PATENT DOCUMENTS

D215,536 S * 10/1969 Radford D6/601
D362,565 S * 9/1995 Tubbs D6/310
D453,155 S * 1/2002 Michel D14/253
D463,942 S * 10/2002 Stevko D6/601
D573,150 S * 7/2008 Sween D14/447
D578,130 S * 10/2008 Sween D14/447
D578,540 S * 10/2008 Bouwknecht D14/447

D631,009 S * 1/2011 Son D13/108
D643,845 S * 8/2011 Hong D14/447
D677,669 S * 3/2013 Liu D14/447
D681,625 S * 5/2013 Zehner D14/253
D681,626 S * 5/2013 Zehner D14/253
D684,397 S * 6/2013 Kikkert D6/674
D714,806 S * 10/2014 Fujioka D14/447
D714,807 S * 10/2014 Pulver D14/447
D720,758 S * 1/2015 Janz D14/447
D724,597 S * 3/2015 Akana D14/447
D752,030 S * 3/2016 Sharif D14/253
D769,186 S * 10/2016 Yang D13/108
D781,841 S * 3/2017 Salathe D14/253
D805,519 S * 12/2017 Diebel A45C 11/00
D14/440
D828,830 S * 9/2018 Soon D14/253

* cited by examiner

Primary Examiner — Janice Hallmark
(74) *Attorney, Agent, or Firm* — Park & Associates IP
Law, P.C.

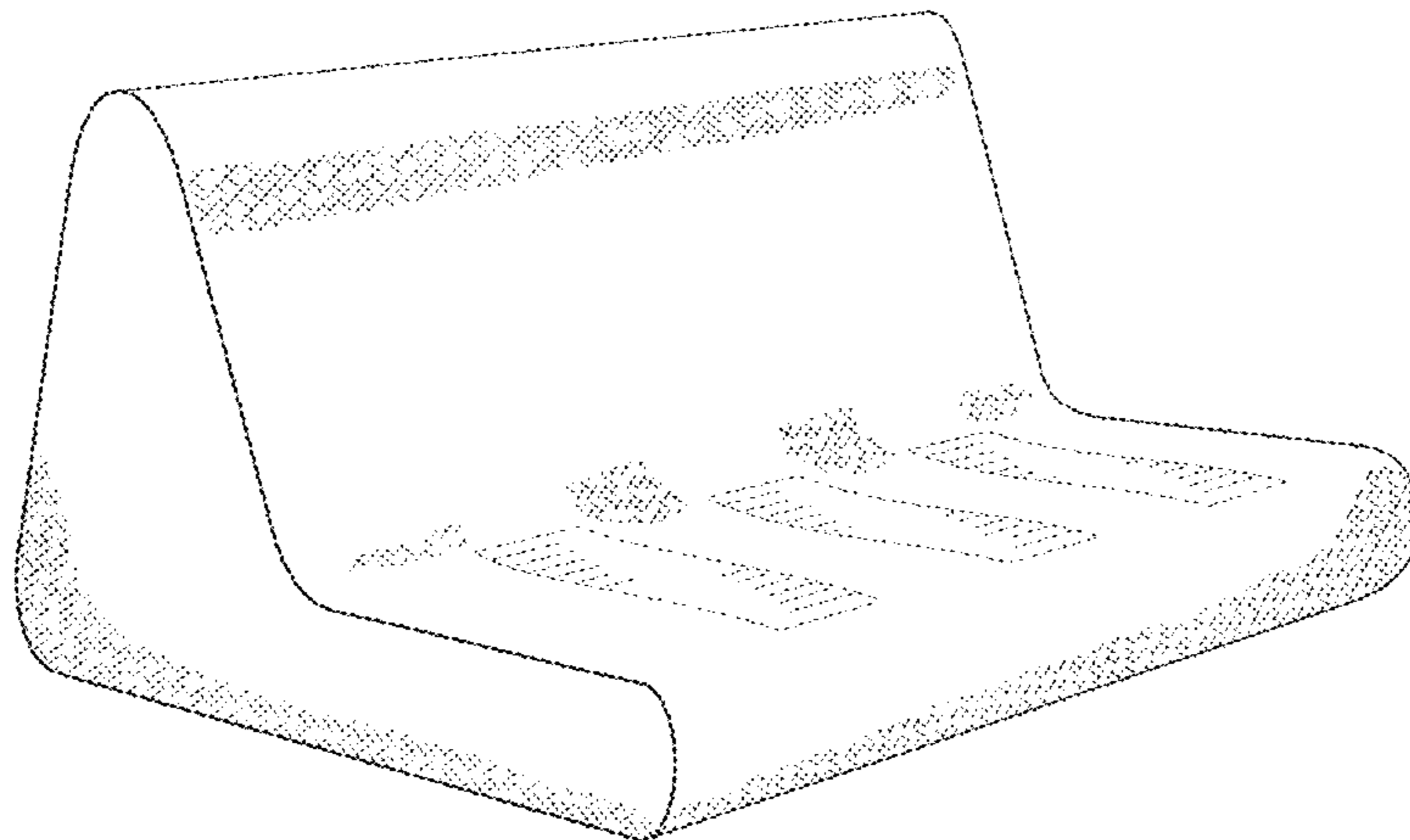
(57) **CLAIM**

The ornamental design for a cushion stand for a mobile device, as shown and described.

DESCRIPTION

FIG. 1 is a perspective view of a cushion stand for a mobile device in accordance with my new design;
FIG. 2 is a left side view thereof, wherein a right side view is a mirror image thereof;
FIG. 3 is a top plan view thereof;
FIG. 4 is a bottom plan view thereof;
FIG. 5 is a rear plan view thereof; and,
FIG. 6 is a perspective view illustrating that a mobile device (e.g., a tablet pc and mobile terminal) is placed on the cushion stand, wherein the mobile device can be positioned to assume varying viewing angles by the aid of anti-slip pads on the cushion stand.
The broken lines shown in the drawings are for illustrative purposes, and form no part of the claimed design.

1 Claim, 6 Drawing Sheets



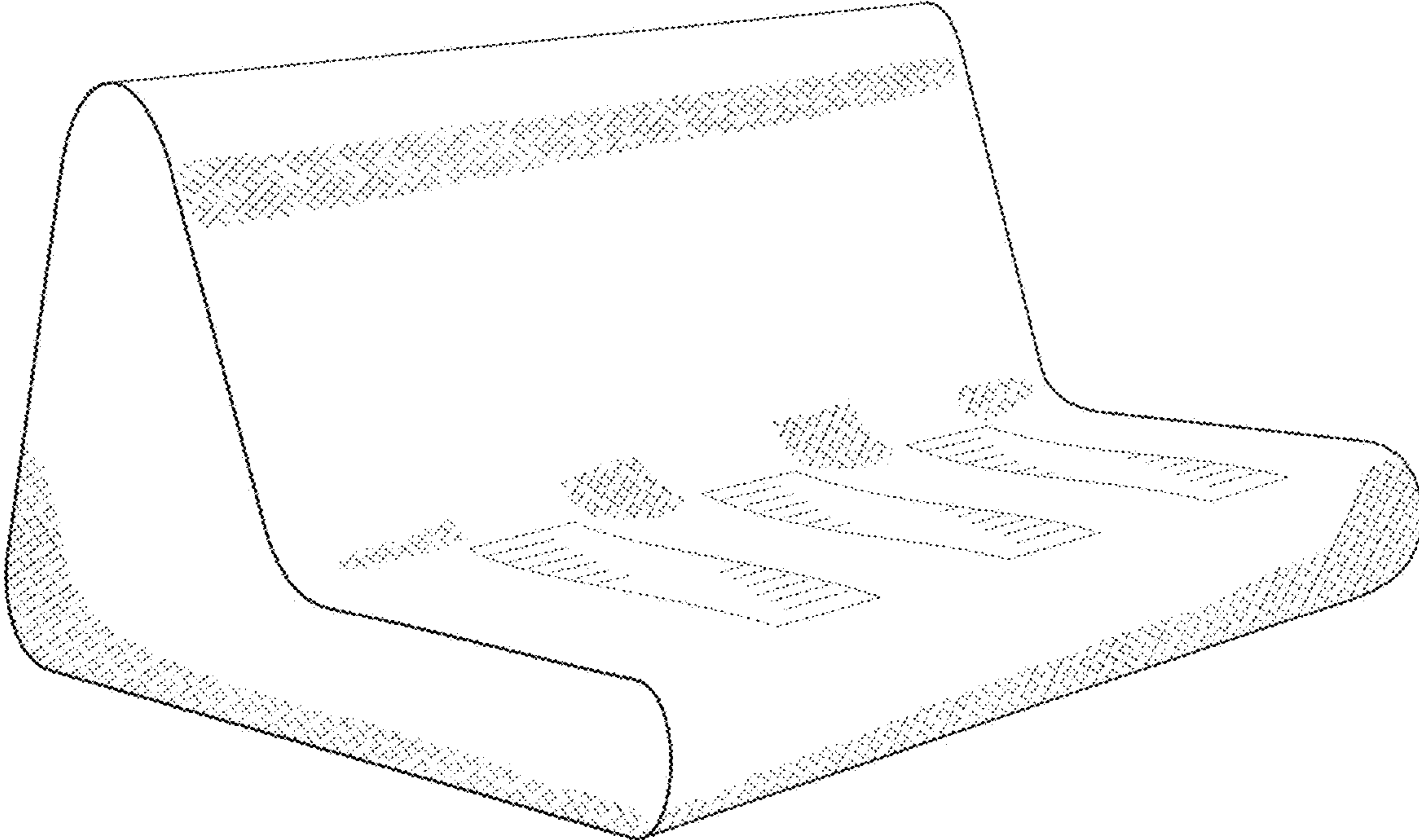


FIG. 1

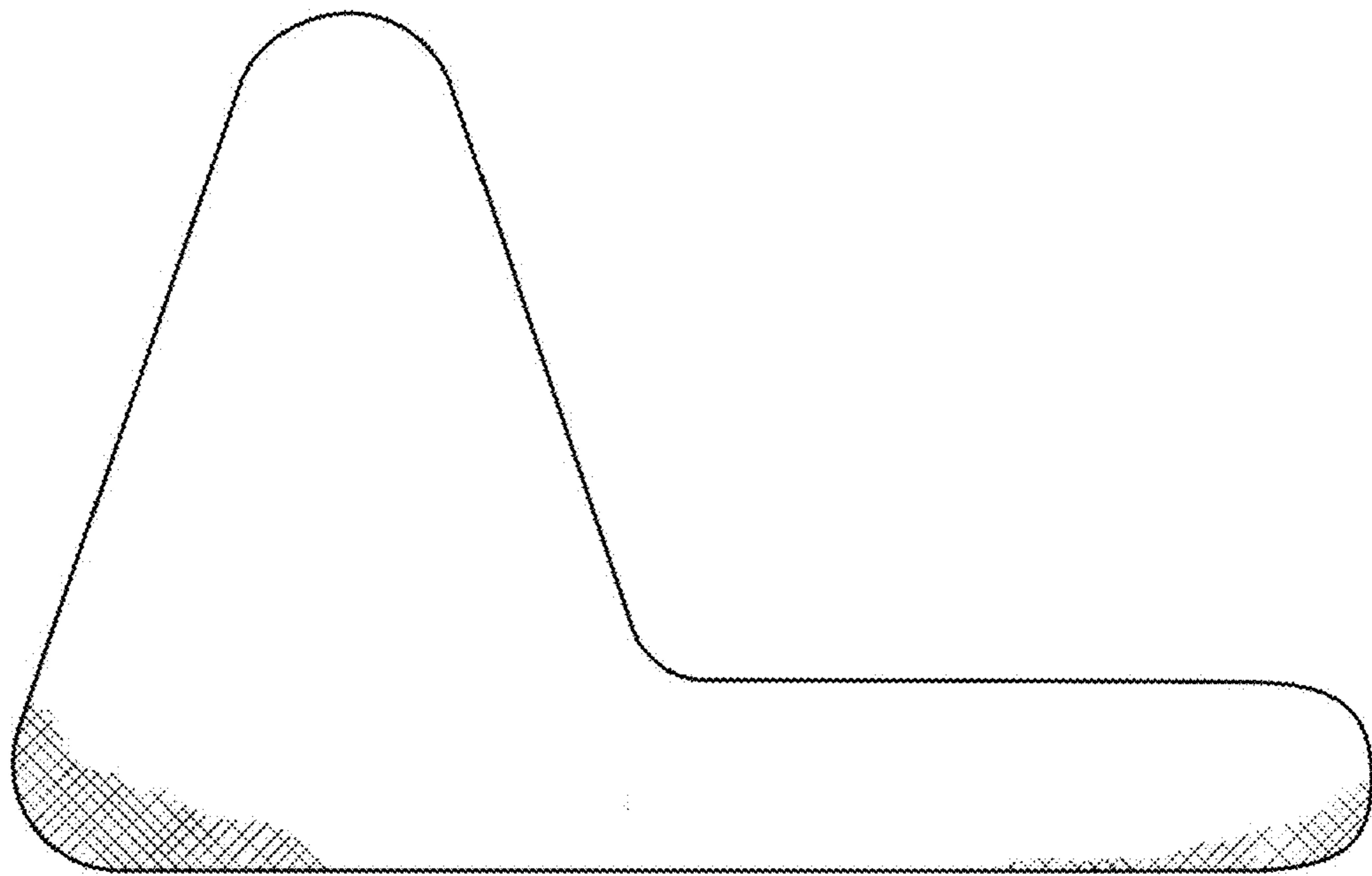


FIG. 2




FIG. 3




FIG. 4

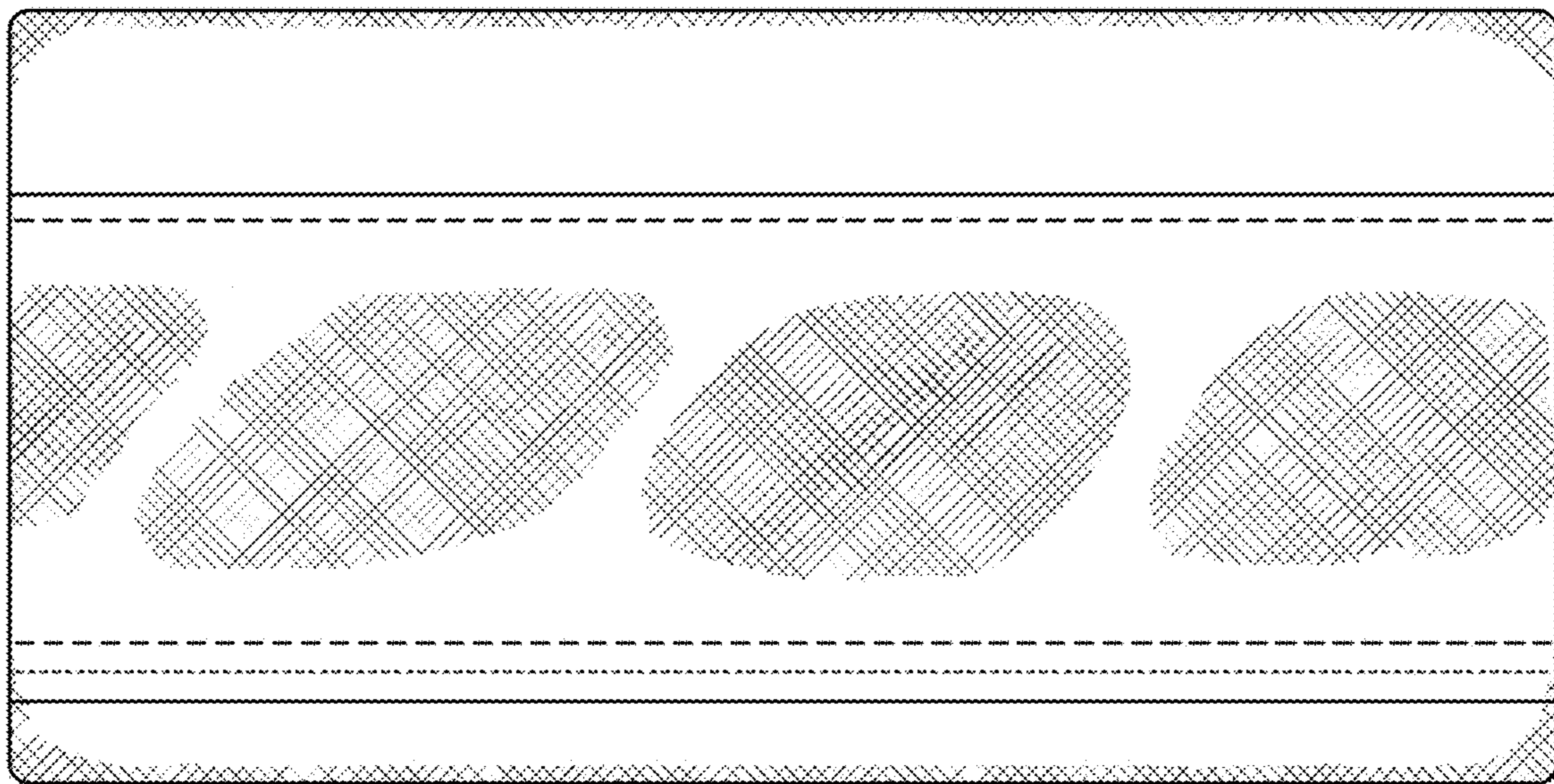


FIG. 5




FIG. 6