



US00D842806S

(12) **United States Design Patent**
Song et al.

(10) **Patent No.:** **US D842,806 S**
(45) **Date of Patent:** **** Mar. 12, 2019**

(54) **WIRELESS CHARGER**

(71) Applicant: **SAMSUNG ELECTRONICS CO., LTD.**, Suwon-si, Gyeonggi-do (KR)

(72) Inventors: **Bongkyu Song**, Seoul (KR); **Seungtae Ryu**, Seoul (KR); **Yongsik Bae**, Seoul (KR); **Ilwoo Lee**, Seoul (KR); **Seongho Hong**, Seongnam-si (KR)

(73) Assignee: **SAMSUNG ELECTRONICS CO., LTD.**, Gyeonggi-Do (KR)

(**) Term: **15 Years**

(21) Appl. No.: **29/616,791**

(22) Filed: **Sep. 8, 2017**

(30) **Foreign Application Priority Data**

Mar. 28, 2017 (DM) 095531

(51) **LOC (11) Cl.** **13-02**

(52) **U.S. Cl.**
USPC **D13/108**

(58) **Field of Classification Search**
USPC D13/107–110, 118–119, 184, 199;
D14/251, 253, 432, 434
CPC Y02E 60/12; Y02T 90/14; Y02T 90/122;
Y02T 90/128; Y02T 90/163; H02J 7/025;
H02J 7/0042; H02J 7/0044; H02J 7/0045;
H02J 7/0003; H01F 38/14; H01R
13/6675; H01M 2/1022; H01M 2/1055;
H01M 10/44; H01M 10/46; H01M
10/425; B60L 11/182

See application file for complete search history.

(56) **References Cited**

U.S. PATENT DOCUMENTS

D570,773 S * 6/2008 Lloyd D13/110
D609,638 S 2/2010 Biheller et al.

D611,898 S 3/2010 Yang
D623,133 S 9/2010 Nomi et al.
D630,163 S 1/2011 Yeh
D708,132 S * 7/2014 Wen D13/108
D762,168 S * 7/2016 Sandoval D13/107
D785,564 S * 5/2017 Lee D13/108
D786,791 S * 5/2017 Jeong D13/108
D788,034 S * 5/2017 Gschwandtl D13/108
D797,041 S * 9/2017 Meyerhoffer D13/107
D816,029 S * 4/2018 Dai D13/108
D817,268 S * 5/2018 Symons D13/108

* cited by examiner

Primary Examiner — Rosemary K Tarca

(74) *Attorney, Agent, or Firm* — Cantor Colburn LLP

(57) **CLAIM**

the ornamental design for a wireless charger, as shown and described.

DESCRIPTION

FIG. 1 is a front perspective view of a wireless charger showing our new design;
FIG. 2 is a front view thereof;
FIG. 3 is a rear view thereof;
FIG. 4 is a left-side view thereof;
FIG. 5 is a right-side view thereof;
FIG. 6 is a top view thereof;
FIG. 7 is a bottom view thereof;
FIG. 8 is another front perspective view thereof; and,
FIG. 9 is the front perspective view thereof, showing the wireless charger in a state of use.
The broken lines illustrating portions of the wireless charger form no part of the claimed design.
The additional broken lines in FIG. 9 depict environmental subject matter and form no part of the claimed design.

1 Claim, 6 Drawing Sheets

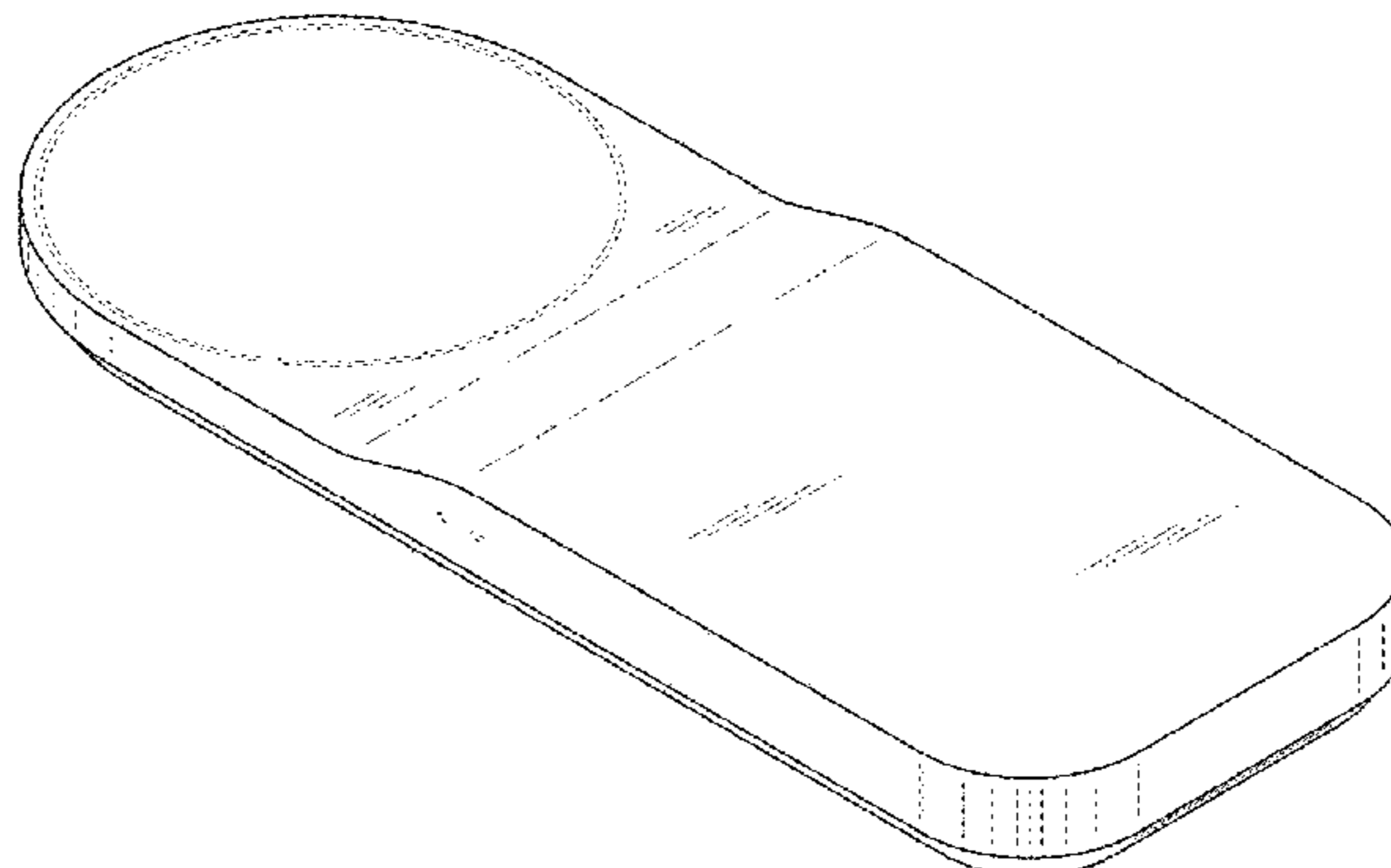


FIG.1

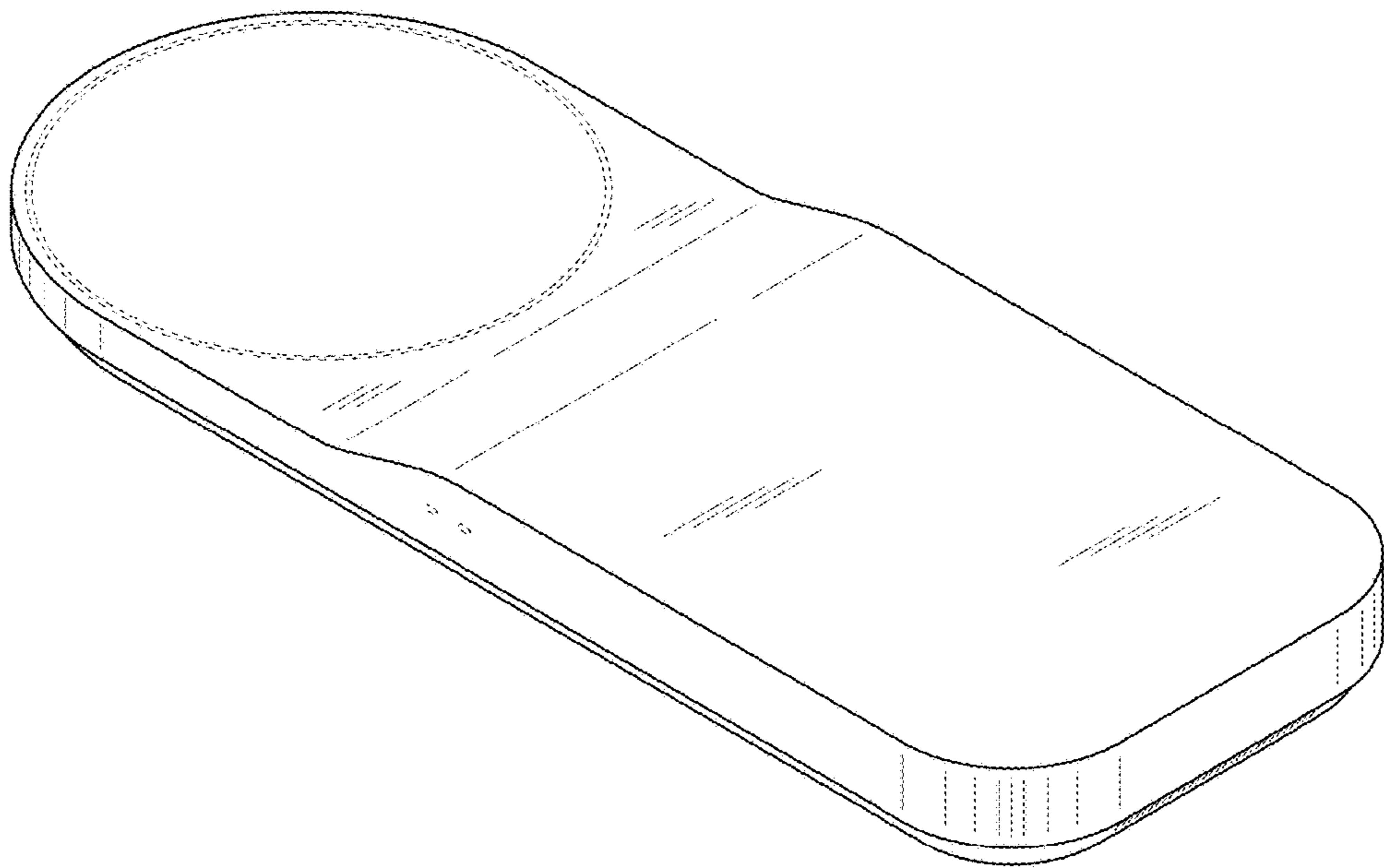


FIG.2




FIG.3

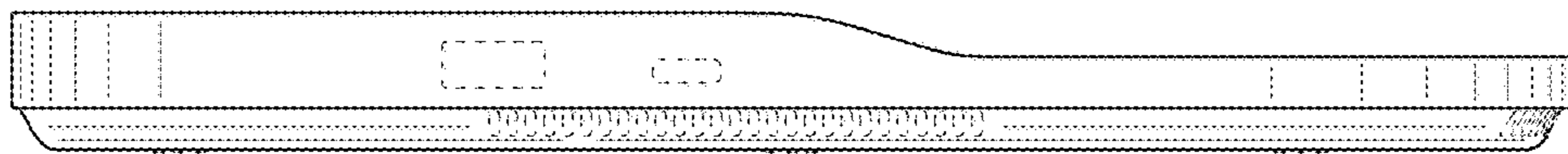


FIG.4

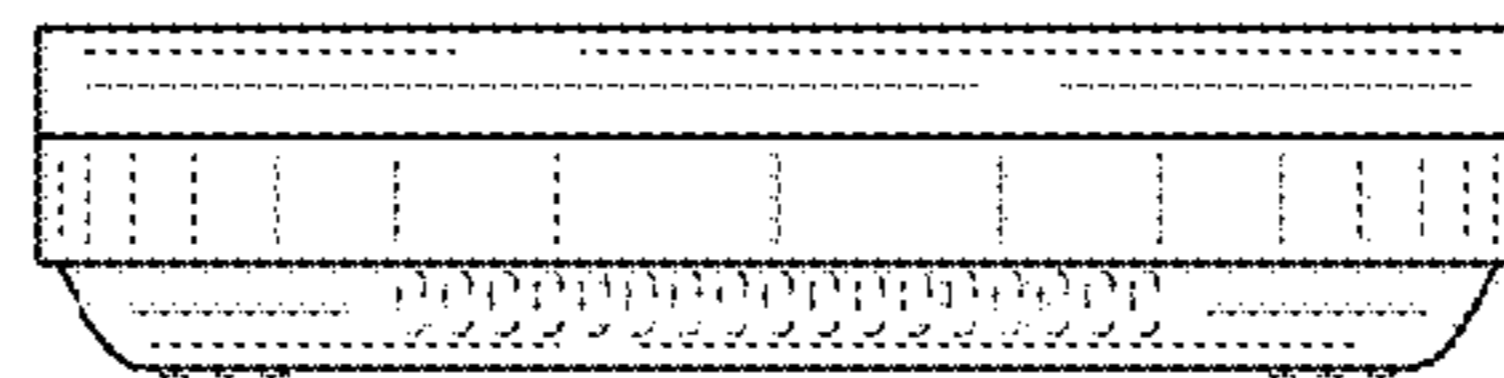


FIG.5




FIG.6

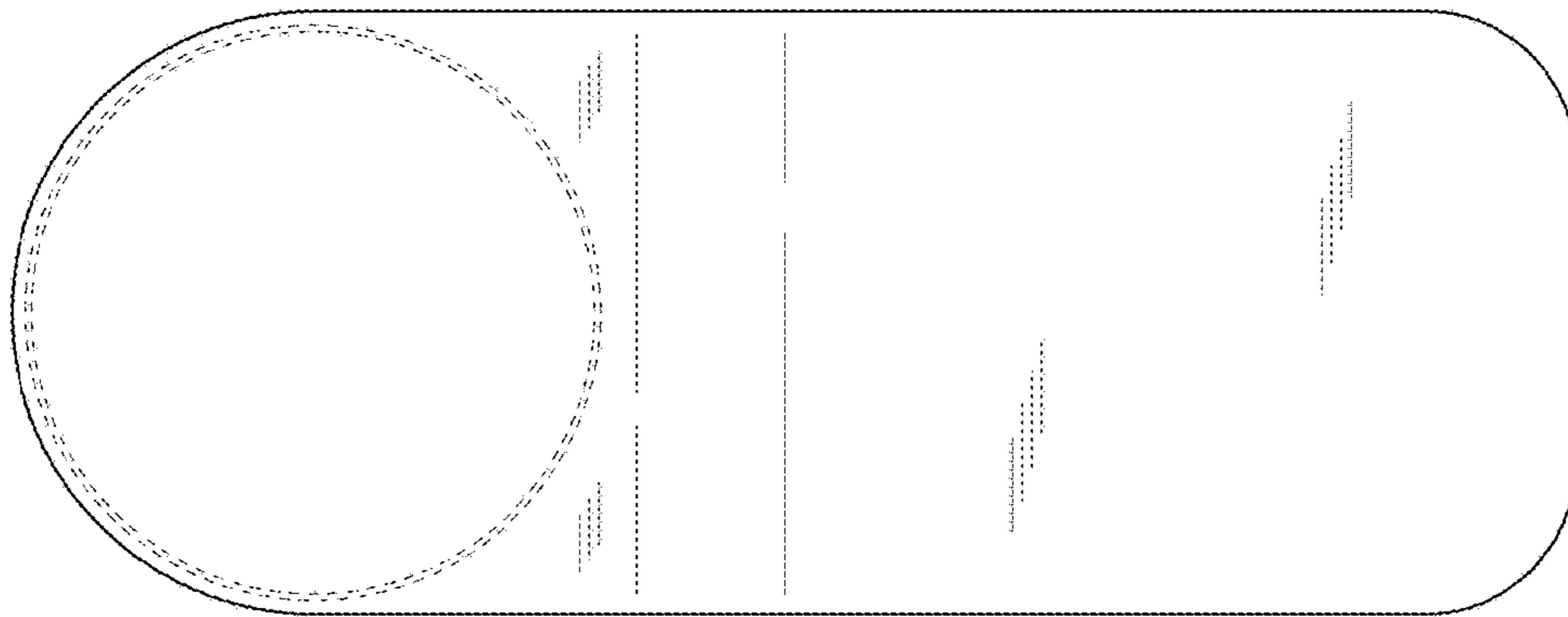


FIG.7

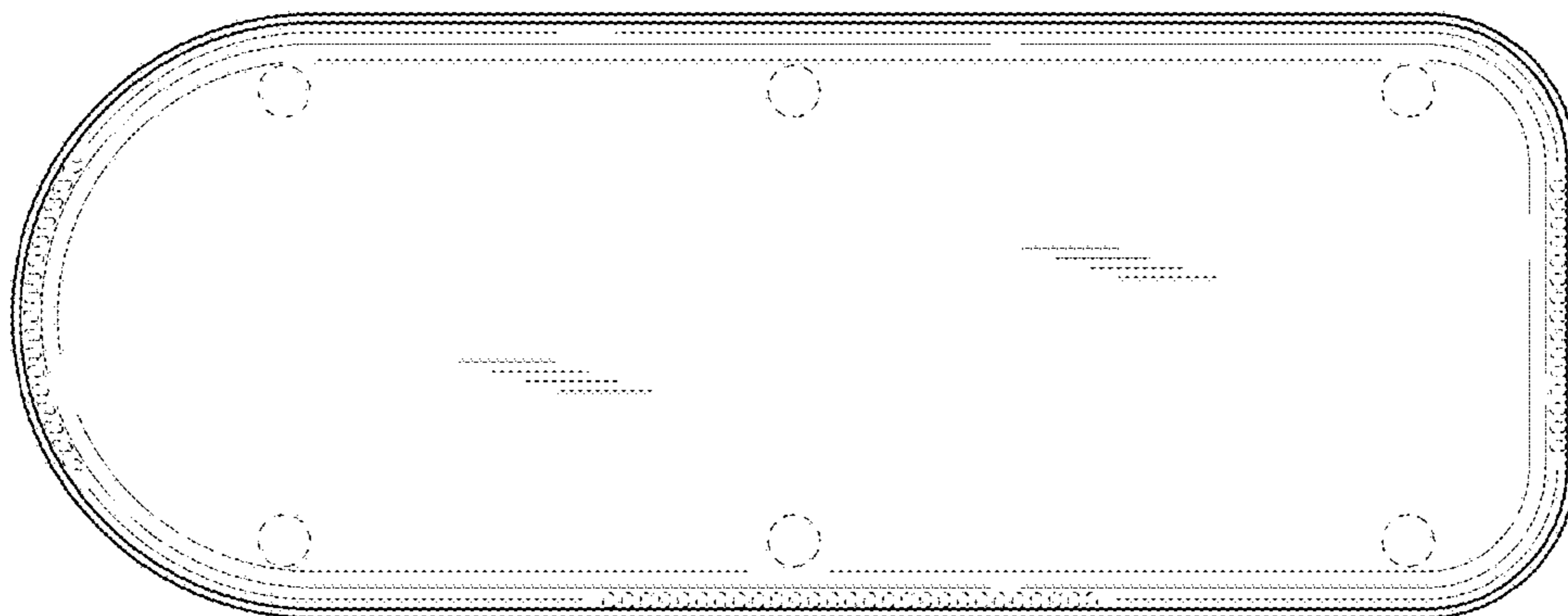


FIG.8

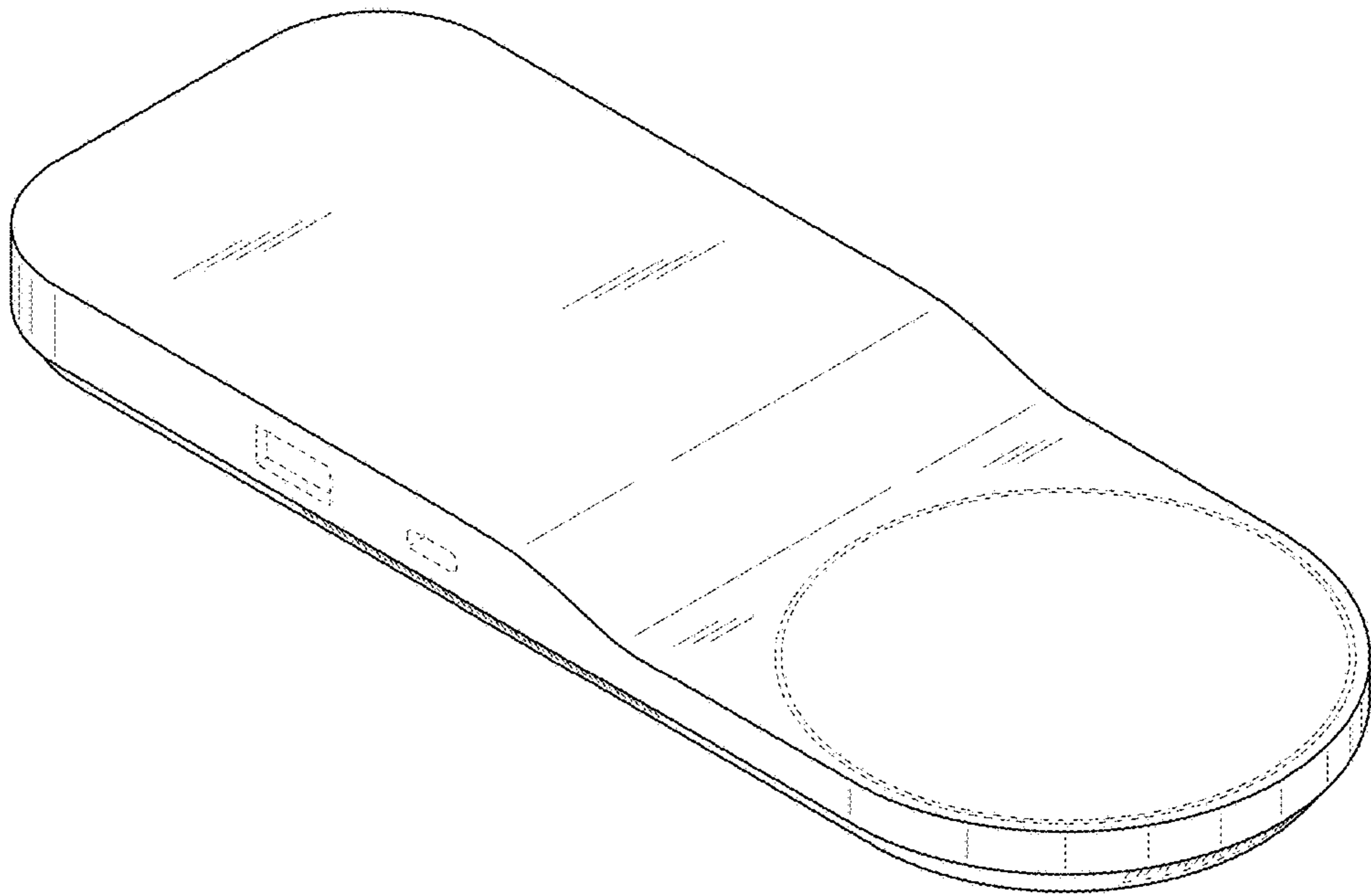


FIG.9

