



US00D842797S

(12) **United States Design Patent**
Han

(10) **Patent No.:** **US D842,797 S**

(45) **Date of Patent:** **** Mar. 12, 2019**

(54) **AUTOMOTIVE WHEEL ACCESSORY**

(71) Applicant: **Donnie Han**, Corona, CA (US)

(72) Inventor: **Donnie Han**, Corona, CA (US)

(**) Term: **15 Years**

(21) Appl. No.: **29/611,517**

(22) Filed: **Jul. 21, 2017**

(51) **LOC (11) Cl.** **12-16**

(52) **U.S. Cl.**

USPC **D12/213**

(58) **Field of Classification Search**

USPC D12/204-213; D21/533, 561, 563

CPC B60B 7/00; B60B 7/02; B60B 7/04; B60B

7/06; B60B 3/02; B60B 3/04; B60B 3/06;

B60B 3/10; B60B 1/00; B60B 1/08;

B60B 1/10; B60B 1/12

See application file for complete search history.

(56) **References Cited**

U.S. PATENT DOCUMENTS

D219,733 S * 1/1971 Marti D12/208

D492,927 S * 7/2004 Fitzgerald D12/211

D493,760 S * 8/2004 Darnell D12/209

D593,473 S * 6/2009 Fournier D12/207

D599,269 S * 9/2009 Melbinger D12/213

D663,245 S * 7/2012 Hohman D12/204

D669,412 S * 10/2012 Le Grice D12/213

D702,173 S * 4/2014 Perini D12/211

* cited by examiner

Primary Examiner — Sheryl Lane

Assistant Examiner — Calvin E Vansant

(57) **CLAIM**

The ornamental design for an automotive wheel accessory, as shown and described.

DESCRIPTION

FIG. 1 is a front view of an automotive wheel accessory, showing my new design;

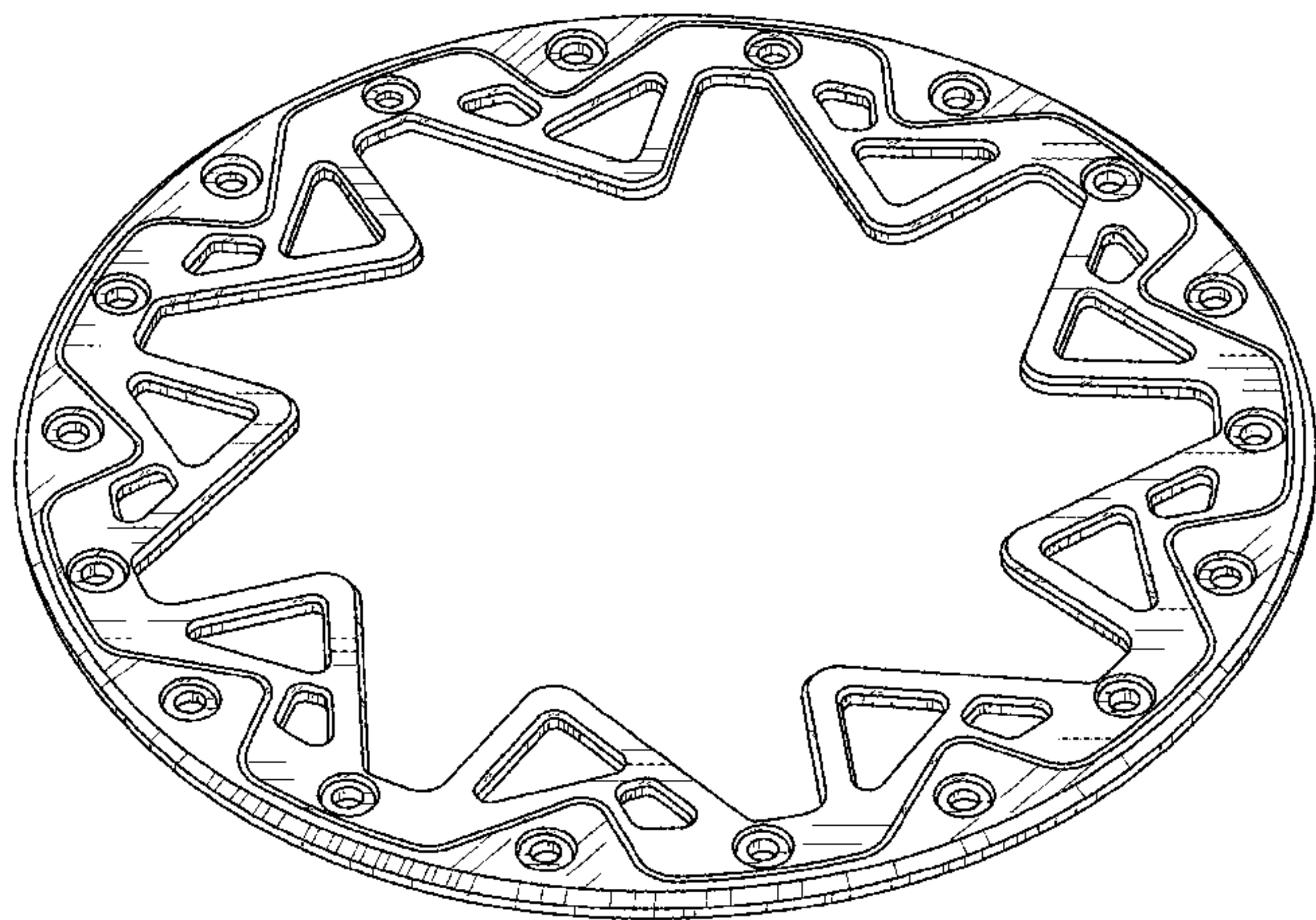

FIG. 2 is perspective view thereof;

FIG. 3 is drawn to a wheel thereof; and,

FIG. 4 is an exploded view of FIGS. 1-3.

The broken lines depict environmental subject matter only and form no part of the claim.

1 Claim, 4 Drawing Sheets






FIGURE 1

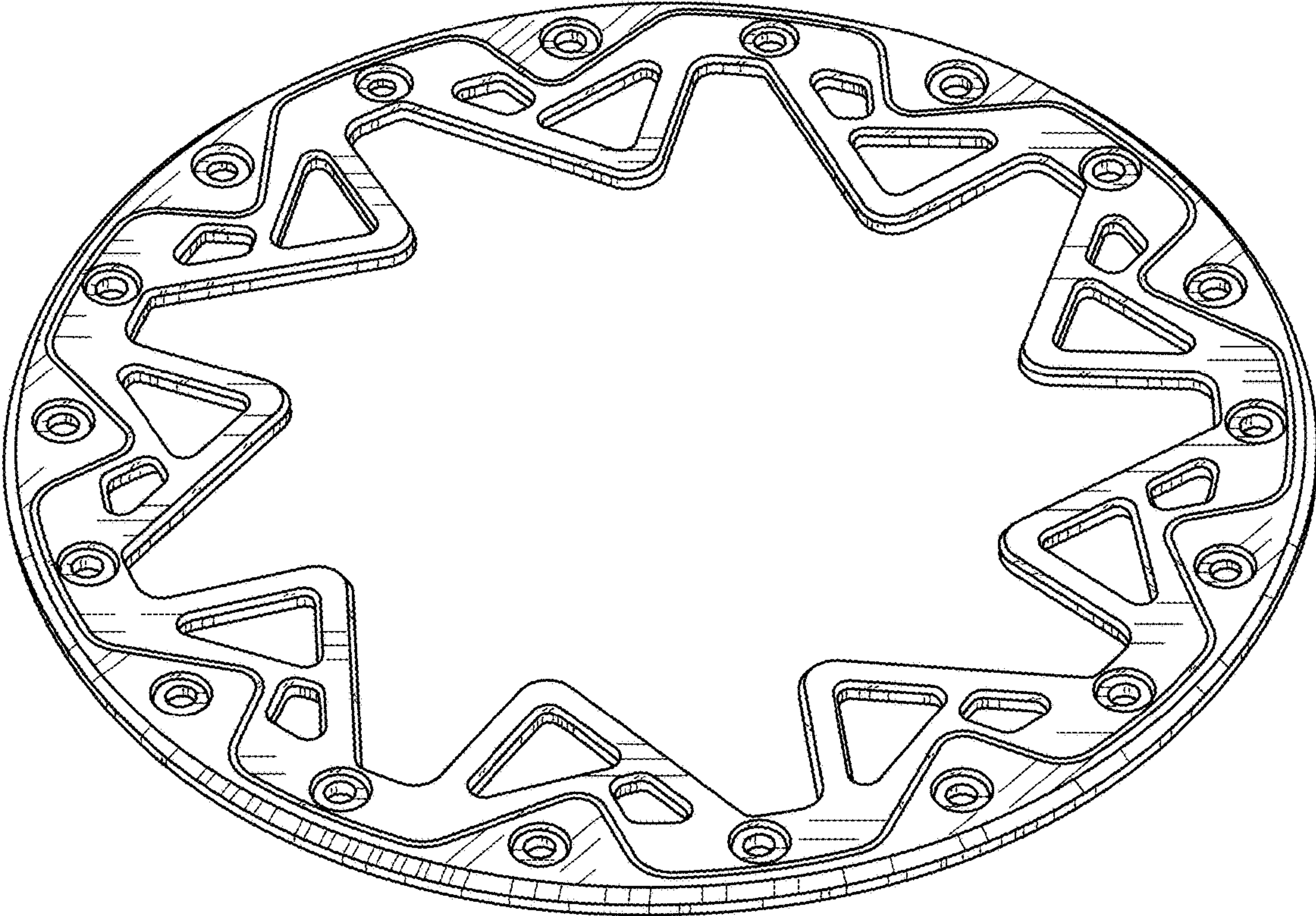


FIGURE 2




FIGURE 3




FIGURE 4