



US00D842794S

(12) **United States Design Patent**
Khachatryan

(10) **Patent No.:** **US D842,794 S**
(45) **Date of Patent:** **** Mar. 12, 2019**

(54) **VEHICLE WHEEL, TOY VEHICLE WHEEL,
AND/OR REPLICAS THEREOF**

(71) Applicant: **Bayerische Motoren Werke
Aktiengesellschaft, Munich (DE)**

(72) Inventor: **David Khachatryan, Munich (DE)**

(73) Assignee: **Bayerische Motoren Werke
Aktiengesellschaft, Munich (DE)**

(**) Term: **15 Years**

(21) Appl. No.: **29/629,365**

(22) Filed: **Dec. 13, 2017**

(30) **Foreign Application Priority Data**

Jun. 21, 2017 (DE) 40 2017 100 733

(51) **LOC (11) Cl.** **12-06**

(52) **U.S. Cl.**
USPC **D12/209**

(58) **Field of Classification Search**
USPC D12/204, 209-211; D21/563
CPC B60B 7/00; B60B 7/02; B60B 7/04; B60B
7/07; B60B 3/02; B60B 3/04; B60B 3/06;
B60B 3/10

See application file for complete search history.

(56) **References Cited**

U.S. PATENT DOCUMENTS

- D382,244 S * 8/1997 Niles D12/211
- D384,930 S * 10/1997 Hale, Jr. D12/209
- D394,838 S * 6/1998 Suprihanto D12/211
- D405,409 S * 2/1999 Baumgartner D12/211
- D449,812 S * 10/2001 Penzes D12/211
- 6,837,549 B2 * 1/2005 Ito B22D 15/005
301/64.101
- D614,106 S 4/2010 Junker

- D652,362 S * 1/2012 Lucaora D12/209
- D671,473 S 11/2012 Zurian
- D675,143 S * 1/2013 Gebert D12/209
- D685,309 S * 7/2013 Alfonso D12/209
- D697,003 S * 1/2014 Baum D12/209
- D697,008 S 1/2014 Juergens et al.
- D718,203 S * 11/2014 Whyte D12/209
- D733,633 S 7/2015 Gardaysky
- D737,748 S * 9/2015 Henstridge D12/209
- D739,326 S * 9/2015 Juergens D12/209
- D741,240 S * 10/2015 Melabiotis D12/209
- D756,876 S * 5/2016 Rueckheim D12/209
- D759,561 S * 6/2016 Hale, Jr. D12/209

(Continued)

FOREIGN PATENT DOCUMENTS

- EM 000090410-0003 3/2004
- EM 001598277-0007 1/2010
- EM 002015602-0004 8/2013

Primary Examiner — Sheryl Lane

(74) *Attorney, Agent, or Firm* — Crowell & Moring LLP


(57) **CLAIM**

The ornamental design for a vehicle wheel, toy vehicle wheel, and/or replicas thereof, as shown and described.

DESCRIPTION

FIG. 1 is a perspective view of a vehicle wheel, toy vehicle wheel and/or replicas thereof according to the design; FIG. 2 is an additional perspective view thereof; FIG. 3 is an additional perspective view thereof; FIG. 4 is a front view thereof; FIG. 5 is a rear view thereof in a lighter gray scale, representing environmental features that form no part of the claimed design; and, FIG. 6 is a side view thereof. No part of the rear view in FIG. 5 forms part of the claimed design. FIG. 5 is shown for environmental purposes only.

1 Claim, 6 Drawing Sheets



(56)

References Cited

U.S. PATENT DOCUMENTS

9,375,976	B1	*	6/2016	Liu	B60B 1/06
D774,436	S	*	12/2016	Valencia Pollex	D12/209
D784,892	S	*	4/2017	Groth	D12/209
D786,766	S	*	5/2017	Rueckheim	D12/209
D788,673	S	*	6/2017	Krause	D12/209
D792,828	S	*	7/2017	Groth	D12/209
D792,830	S	*	7/2017	Groth	D12/211
D793,937	S	*	8/2017	Buck	D12/209
D797,025	S	*	9/2017	Khachatryan	D12/209
D800,625	S	*	10/2017	Svensson	D12/209
D805,988	S	*	12/2017	Buck	D12/209
D808,323	S	*	1/2018	Buck	D12/209
D810,646	S	*	2/2018	Heizmann	D12/209
D810,647	S	*	2/2018	Heizmann	D12/209
D823,774	S	*	7/2018	Groth	D12/209

* cited by examiner



Fig. 1



Fig. 2



Fig. 3



Fig. 4




Fig. 5




Fig. 6