

US00D842791S

(12) **United States Design Patent**
Zhu et al.

(10) **Patent No.:** **US D842,791 S**
(45) **Date of Patent:** **** Mar. 12, 2019**

- (54) **SHARK RUNNING BOARD**
- (71) Applicant: **Winbo-Dongjian Automotive Technology Co., Ltd.**, Foshan Newcity (CN)
- (72) Inventors: **Hanxian Zhu**, Foshan Newcity (CN); **Jie Yang**, Foshan Newcity (CN)
- (73) Assignee: **WINBO-Dongjian Automotive Technology Co., Ltd.** (CN)
- (**) Term: **15 Years**
- (21) Appl. No.: **29/644,636**
- (22) Filed: **Apr. 19, 2018**

Related U.S. Application Data

- (63) Continuation of application No. 29/531,950, filed on Jun. 30, 2015.
- (51) **LOC (11) Cl.** **12-16**
- (52) **U.S. Cl.**
USPC **D12/203**
- (58) **Field of Classification Search**
USPC D12/203, 89, 98, 314, 162, 190, 196
CPC .. B60R 3/002; B60R 3/02; B60R 3/00; B60R 3/005; B60R 3/007
See application file for complete search history.

References Cited

U.S. PATENT DOCUMENTS

- D400,485 S 11/1998 Zentner
- D434,711 S 12/2000 McQuiston
- D436,336 S * 1/2001 Sadr D12/203
- D473,178 S * 4/2003 Schumacher D12/203
- D488,759 S 4/2004 Hattori et al.
- D496,898 S * 10/2004 Metros D12/203
- D497,338 S * 10/2004 Metros D12/203
- D513,725 S 1/2006 Metros et al.

- D514,492 S 2/2006 Metros et al.
- D535,928 S 1/2007 Crandall
- D546,259 S * 7/2007 Metros D12/203
- 7,287,770 B2 * 10/2007 Drabant B60R 3/002
280/163
- D559,755 S * 1/2008 Ito D12/203
- D568,221 S 5/2008 Cord et al.
- D588,514 S 3/2009 Kudelko et al.
- D596,097 S * 7/2009 Huang-Tsai D12/203
- D596,098 S * 7/2009 Huang-Tsai D12/203
- D632,627 S * 2/2011 Huang-Tsai D12/203
- D649,100 S * 11/2011 Cheng D12/203
- D658,559 S 5/2012 Hodges
- D662,867 S * 7/2012 Neal D12/203
- D676,368 S * 2/2013 Cover D12/203
- D737,188 S 8/2015 Perkins
- D738,803 S * 9/2015 Zhu D12/203

(Continued)

Primary Examiner — Michelle E. Wilson

Assistant Examiner — Clese Moore, Jr.

(74) *Attorney, Agent, or Firm* — Lerner, David, Littenberg, Krumholz & Mentlik, LLP

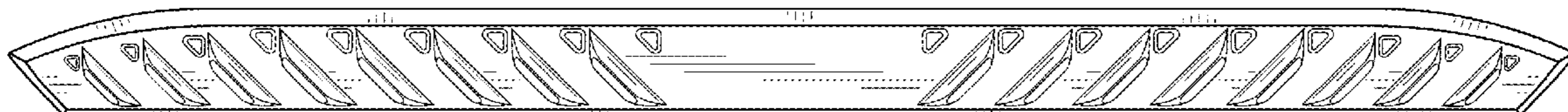
(57) **CLAIM**

The ornamental design for a shark running board, as shown and described.

DESCRIPTION

FIG. 1 is a front elevational view of a shark running board showing our new design;
 FIG. 2 is a rear elevational view thereof;
 FIG. 3 is a left side elevational view thereof;
 FIG. 4 is a right side elevational view thereof;
 FIG. 5 is a top plan view thereof;
 FIG. 6 is a bottom view thereof; and
 FIG. 7 is a perspective view thereof; and,
 FIG. 8 is another perspective view thereof.
 The broken lines shown in the drawings are for the purpose of illustrating portions of the shark running board which form no part of the claimed design.

1 Claim, 8 Drawing Sheets



(56)

References Cited

U.S. PATENT DOCUMENTS

D766,797 S	9/2016	Li	
9,598,004 B2	3/2017	Yang	
D794,525 S *	8/2017	Chen	D12/203
D805,986 S *	12/2017	Chi	D12/203
2005/0067741 A1 *	3/2005	Chapman	B29C 49/20 264/516
2017/0036596 A1 *	2/2017	Yang	B60Q 1/323

* cited by examiner




FIG. 1

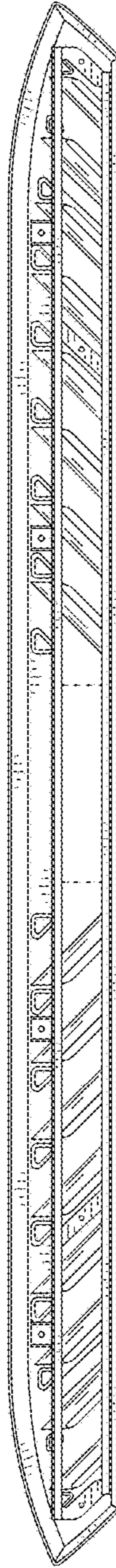


FIG. 2

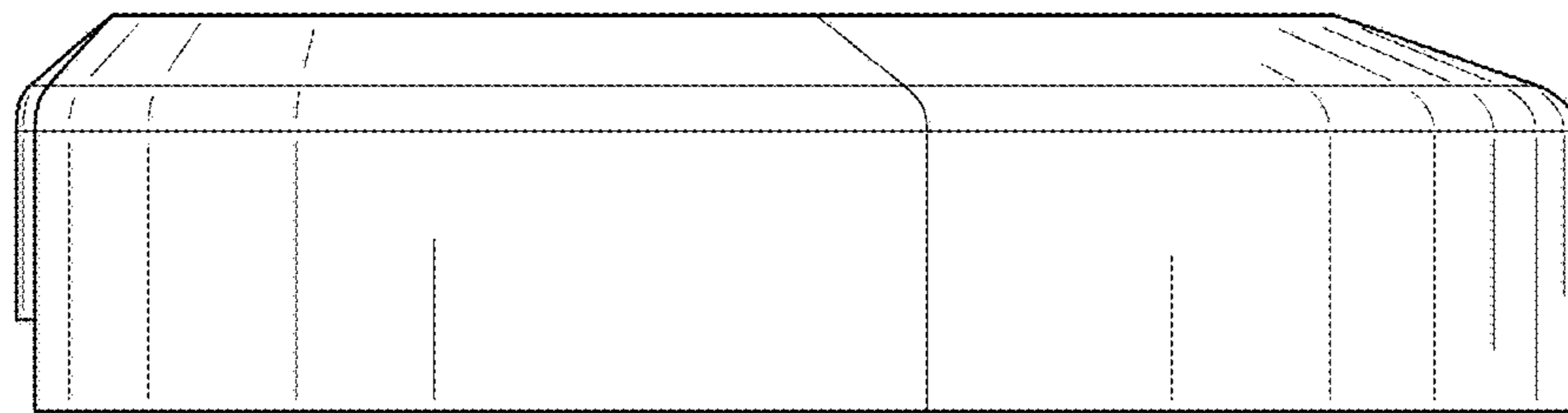


FIG. 3

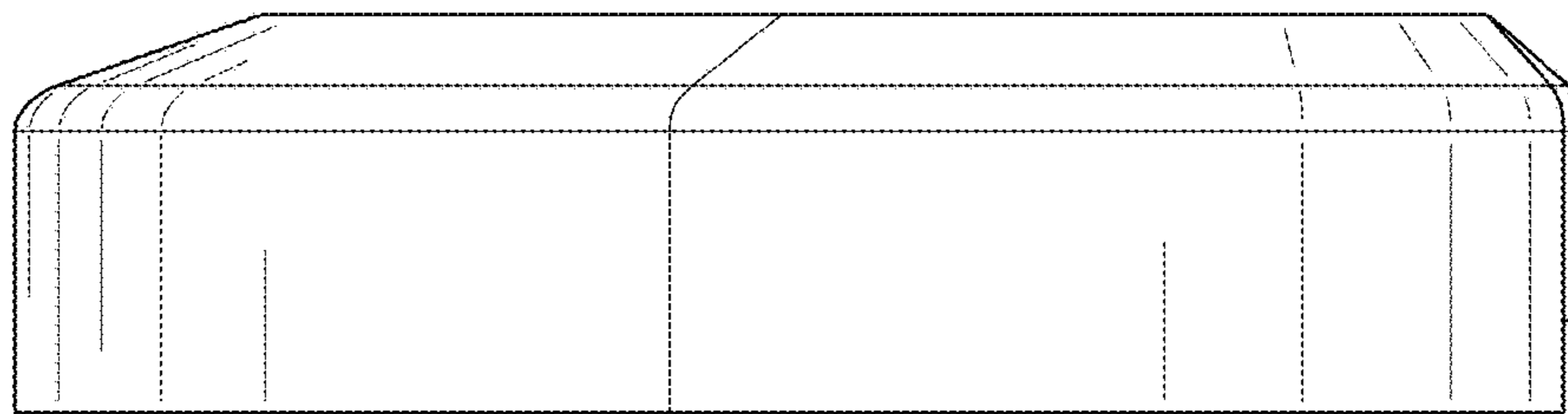


FIG. 4




FIG. 5



FIG. 6

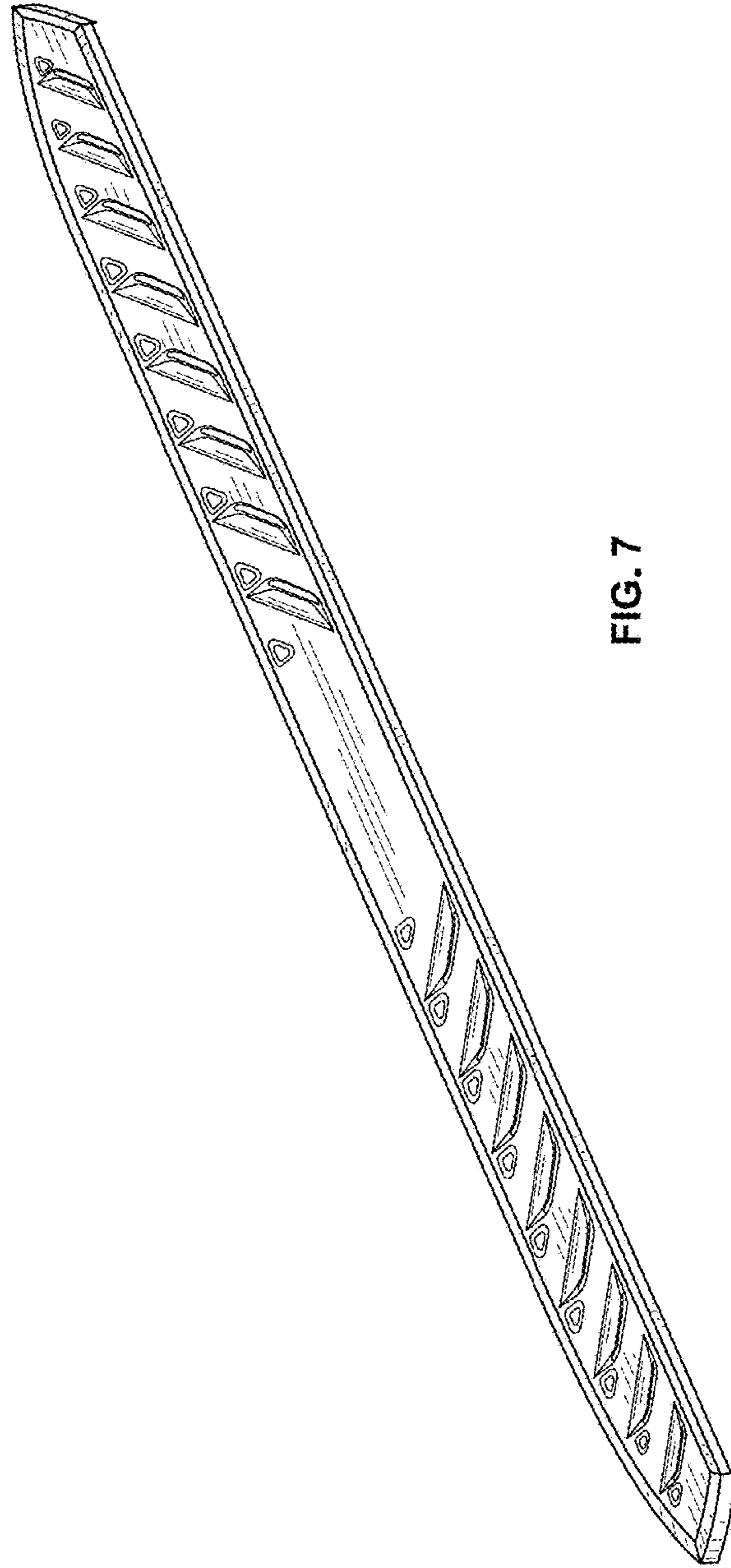


FIG. 7

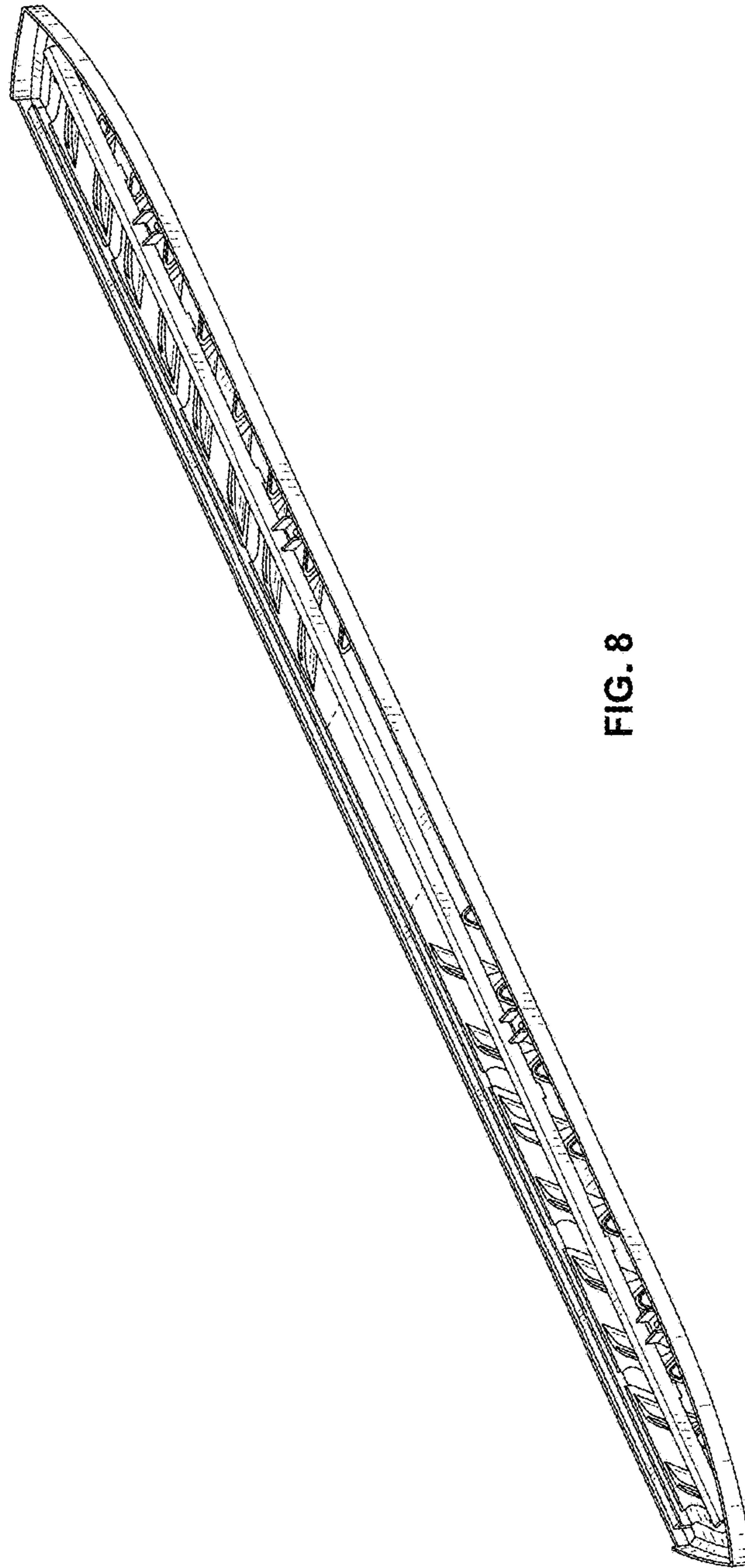


FIG. 8