



US00D842790S

(12) **United States Design Patent** (10) **Patent No.:** **US D842,790 S**  
**Moctezuma** (45) **Date of Patent:** **\*\* Mar. 12, 2019**

(54) **STEP BAR FOR VEHICLES**  
(71) Applicant: **Westin Automotive Products, Inc.**,  
San Dimas, CA (US)  
(72) Inventor: **Jose Eduardo Lopez Moctezuma**,  
Imperial, CA (US)  
(73) Assignee: **WESTIN AUTOMOTIVE**  
**PRODUCTS, INC.**, San Dimas, CA  
(US)

D535,928 S \* 1/2007 Crandall ..... D12/203  
D632,627 S \* 2/2011 Huang-Tsai ..... D12/203  
D676,368 S \* 2/2013 Cover ..... D12/203  
D738,803 S \* 9/2015 Zhu ..... D12/203  
9,409,520 B1 \* 8/2016 Wang ..... F16B 5/126  
D794,525 S \* 8/2017 Chen ..... D12/203  
2017/0036596 A1 \* 2/2017 Yang ..... B60Q 1/323

\* cited by examiner

(\*\*) Term: **15 Years**

*Primary Examiner* — Michelle E. Wilson  
*Assistant Examiner* — Clese Moore, Jr.  
(74) *Attorney, Agent, or Firm* — The Dobrusin Law Firm,  
PC

(21) Appl. No.: **29/626,910**

(57) **CLAIM**

(22) Filed: **Nov. 21, 2017**

The ornamental design for a step bar for vehicles, as shown and described.

(51) **LOC (11) Cl.** ..... **12-16**

(52) **U.S. Cl.**  
USPC ..... **D12/203**

(58) **Field of Classification Search**  
USPC ..... D12/203, 89, 98, 314, 162, 190, 196  
CPC .. B60R 3/002; B60R 3/02; B60R 3/00; B60R  
3/005; B60R 3/007  
See application file for complete search history.

**DESCRIPTION**

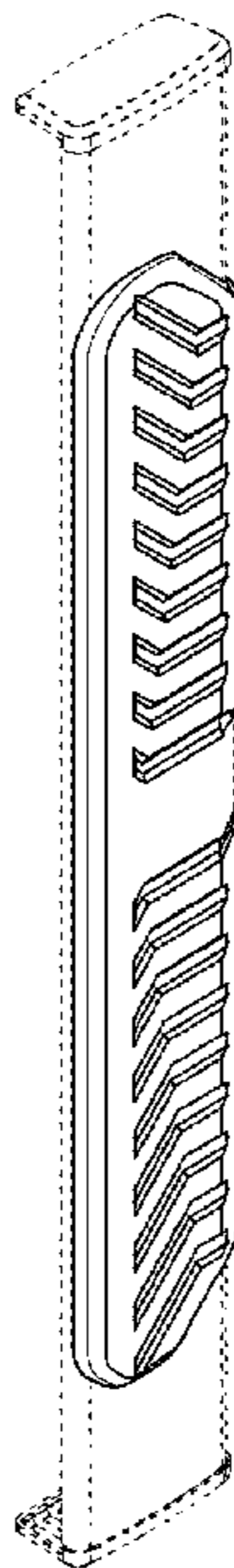
FIG. 1 is a front perspective view of a step bar for vehicles of the present invention;  
FIG. 2 is a top view thereof;  
FIG. 3 is a bottom view thereof;  
FIG. 4 is a front view thereof;  
FIG. 5 is a rear view thereof; and,  
FIG. 6 is a side view thereof, with the other side being a mirror image.  
The ornamental design which is claimed is shown in the solid lines in the drawings. The broken lines shown in the drawings are for the purpose of illustrating environmental structure and form no part of the claimed design.

(56) **References Cited**

**U.S. PATENT DOCUMENTS**

D434,711 S \* 12/2000 McQuiston ..... D12/203  
D436,336 S \* 1/2001 Sadr ..... D12/203  
D473,178 S \* 4/2003 Schumacher ..... D12/203  
D488,759 S \* 4/2004 Hattori ..... D12/203  
D496,898 S \* 10/2004 Metros ..... D12/203  
D497,338 S \* 10/2004 Metros ..... D12/203  
D513,725 S \* 1/2006 Metros ..... D12/203  
D514,492 S \* 2/2006 Metros ..... D12/203

**1 Claim, 6 Drawing Sheets**



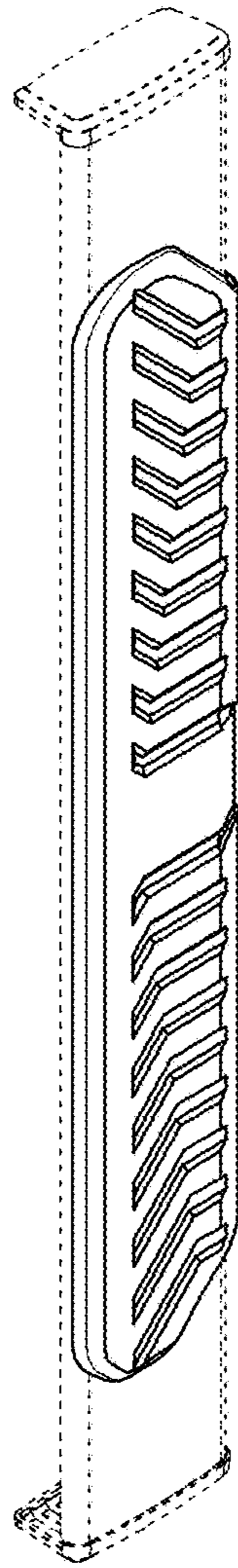


FIG. 1

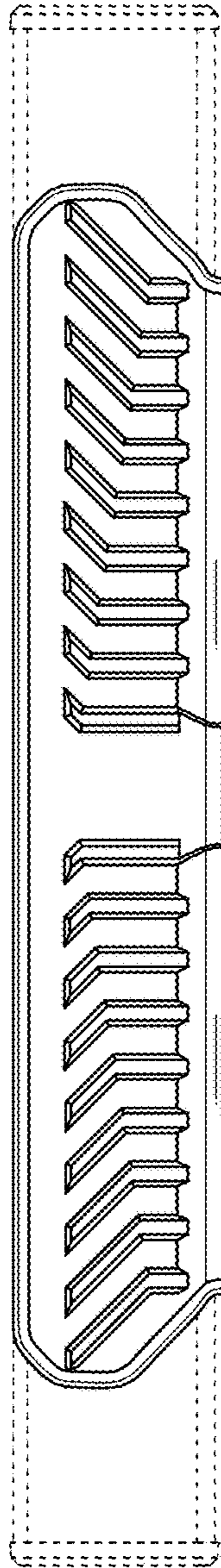


FIG. 2




FIG. 3

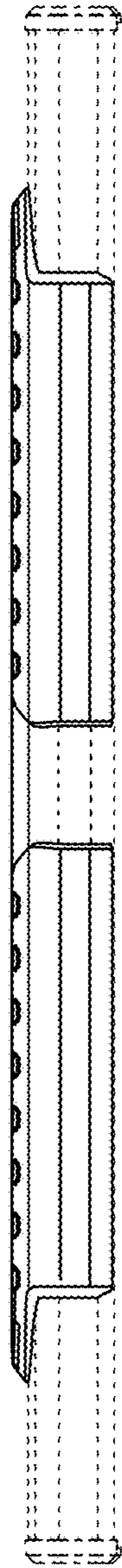


FIG. 4

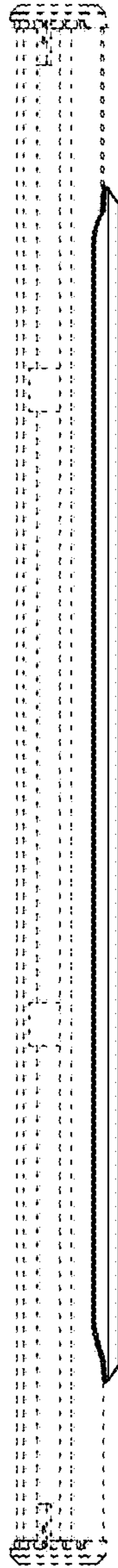


FIG. 5

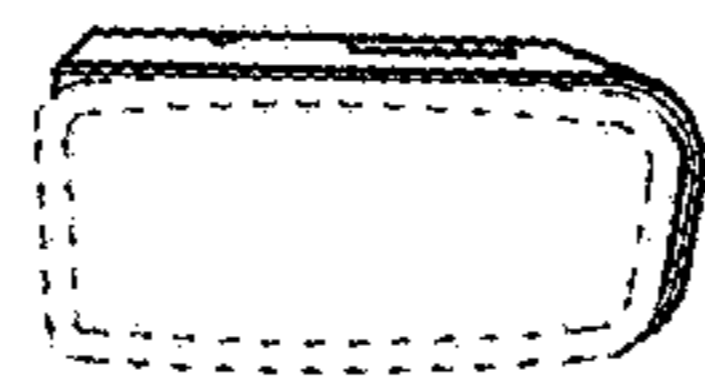


FIG. 6

UNITED STATES PATENT AND TRADEMARK OFFICE  
**CERTIFICATE OF CORRECTION**

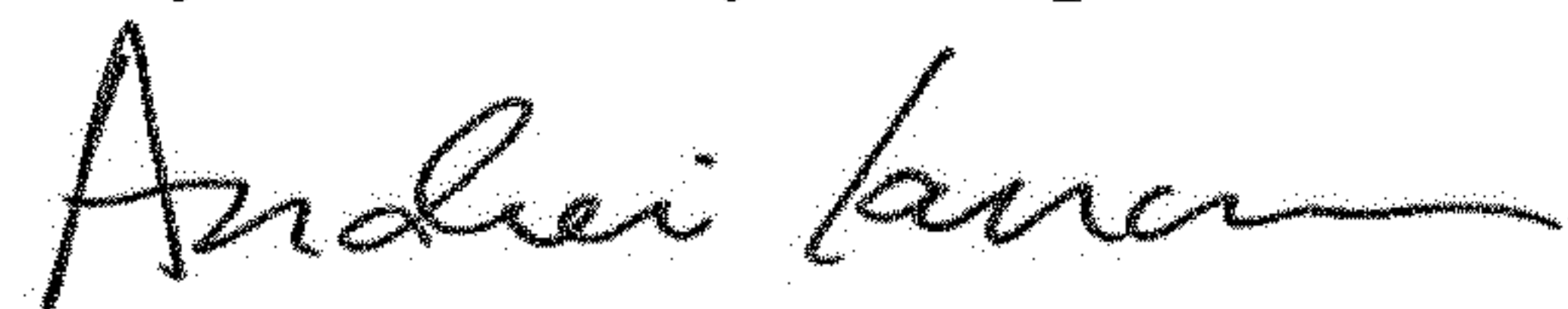
PATENT NO. : D842,790 S  
APPLICATION NO. : 29/626910  
DATED : March 12, 2019  
INVENTOR(S) : Jose Eduardo Lopez Moctezuma

Page 1 of 7

It is certified that error appears in the above-identified patent and that said Letters Patent is hereby corrected as shown below:

Please replace all of the drawings (6 sheets containing FIGS. 1-6) with the concurrently filed drawings (6 sheets containing FIGS. 1-6) See Attachments

Signed and Sealed this  
Twenty-fourth Day of September, 2019



Andrei Iancu  
*Director of the United States Patent and Trademark Office*



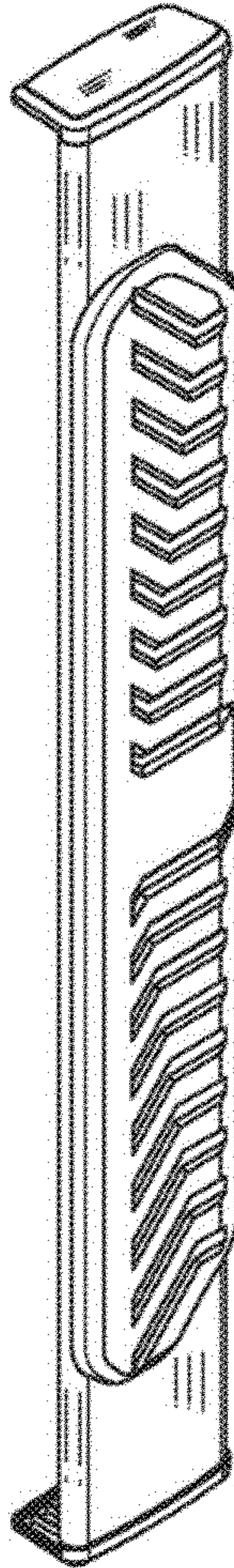


FIG. 1

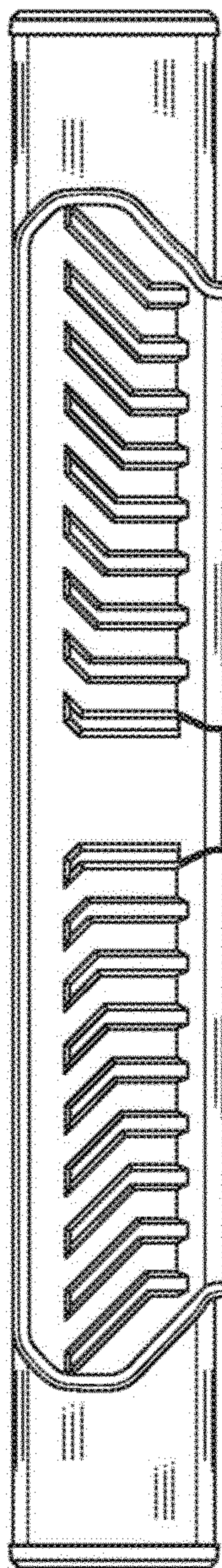


FIG. 2




FIG. 3

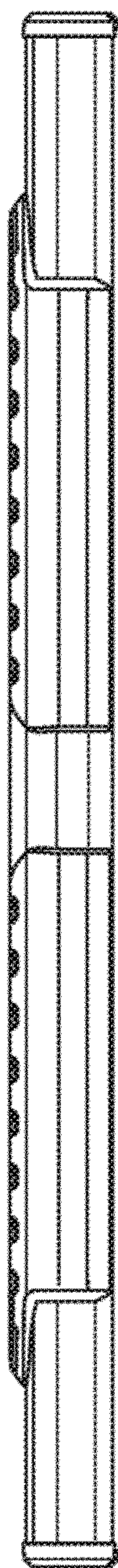


FIG. 4




FIG. 5




FIG. 6