

US00D842773S

(12) **United States Design Patent** (10) **Patent No.:** **US D842,773 S**
Smith (45) **Date of Patent:** **** Mar. 12, 2019**

(54) **REAR BUMPER**
(71) Applicant: **Jaguar Land Rover Limited**, Whitley,
Coventry (GB)
(72) Inventor: **Luke Smith**, Coventry (GB)
(73) Assignee: **Jaguar Land Rover Limited**, Whitley,
Coventry (GB)
(**) Term: **15 Years**
(21) Appl. No.: **29/626,455**
(22) Filed: **Nov. 17, 2017**

(30) **Foreign Application Priority Data**

May 24, 2017 (EM) 004016863

(51) **LOC (11) Cl.** **12-16**

(52) **U.S. Cl.**
USPC **D12/169**

(58) **Field of Classification Search**
USPC D12/169; 293/102, 113, 115, 117, 120;
296/180.1, 180.2
CPC B60R 19/02; B60R 19/04; B62D 25/08
See application file for complete search history.

(56) **References Cited**

U.S. PATENT DOCUMENTS

D792,294 S * 7/2017 McCabe D12/169
D795,141 S * 8/2017 Ikeda D12/169
D807,801 S * 1/2018 Piscitelli D12/169

D811,961 S * 3/2018 Sullivan D12/169
D814,988 S * 4/2018 Szavits D12/169
D821,940 S * 7/2018 Platto D12/169

* cited by examiner

Primary Examiner — Melody N Brown

(74) *Attorney, Agent, or Firm* — Wood Herron & Evans
LLP

(57) **CLAIM**

The ornamental design for a rear bumper, as shown and
described.

DESCRIPTION

FIG. 1 is a right, front perspective view of a rear bumper
showing my new design;

FIG. 2 is a left, front perspective view thereof;

FIG. 3 is a left, rear perspective view thereof;

FIG. 4 is a right, rear perspective view thereof;

FIG. 5 is a front elevational view thereof;

FIG. 6 is a rear elevational view thereof;

FIG. 7 is a right side elevational view thereof;

FIG. 8 is a left side elevational view thereof;


FIG. 9 is a top plan view thereof;

FIG. 10 is a bottom plan view thereof; and,

FIG. 11 is another front elevational view thereof shown on
a vehicle.

The portions of the vehicle shown in the FIG. 11 drawing
view in a de-emphasized and half-tone form outside the
broken lines and the broken lines representing the boundary
and configuration of what is claimed as the design are all for
environmental and illustrative purposes only and form no
part of the claimed design.

1 Claim, 11 Drawing Sheets






FIG. 1

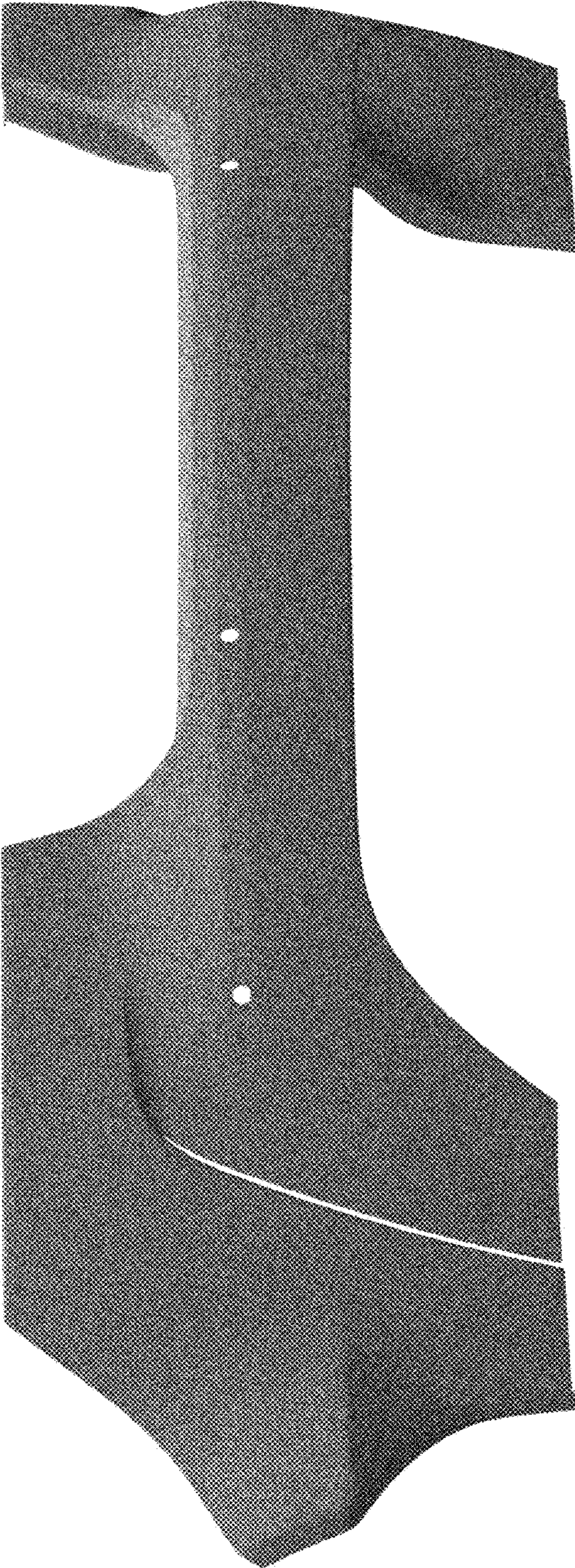


FIG. 2




FIG. 3




FIG. 4




FIG. 5




FIG. 6




FIG. 7




FIG. 8




FIG. 9




FIG. 10




FIG. 11