

US00D842753S

(12) **United States Design Patent**
Morin

(10) **Patent No.:** **US D842,753 S**
(45) **Date of Patent:** **** Mar. 12, 2019**

- (54) **EARRING**
- (71) Applicant: **CARTIER INTERNATIONAL AG,**
Steinhausen (CH)
- (72) Inventor: **Flora Morin,** Conflans Saint Honorine
(FR)
- (73) Assignee: **CARTIER INTERNATIONAL AG,**
Steinhausen (CH)

4,218,894 A * 8/1980 Tropea A44C 7/003
63/13
D261,245 S * 10/1981 Epstein D11/75
D265,894 S * 8/1982 Barr 63/13
D538,701 S * 3/2007 Williams D11/40
D792,266 S * 7/2017 Hardy D11/43
2007/0084240 A1 * 4/2007 Bruno A44C 7/002
63/12
2014/0366778 A1 * 12/2014 Van Veen A44C 17/007
106/735
2016/0198817 A1 * 7/2016 Berka A44C 13/00
63/40

(**) Term: **15 Years**

- (21) Appl. No.: **29/633,271**
- (22) Filed: **Jan. 12, 2018**
- (51) **LOC (11) Cl.** **11-01**
- (52) **U.S. Cl.**
USPC **D11/43**
- (58) **Field of Classification Search**
USPC D3/318, 322; D11/1, 2, 7, 8, 40, 41, 42,
D11/43, 44, 45, 48, 51, 52, 62, 76, 79,
D11/80, 81, 82, 84, 100, 110
CPC .. A44C 1/00; A44C 3/008; A44C 7/00; A44C
7/002; A44C 7/003; A44C 7/004; A44C
7/005; A44C 7/006; A44C 7/007; A44C
7/008; A44C 7/009; A44C 13/00; A44C
15/001; A44C 15/0025; A44C 25/001;
A44C 25/004; A44C 25/005; A44C
25/007; A44C 25/008

See application file for complete search history.

(56) **References Cited**

U.S. PATENT DOCUMENTS

D151,267 S * 10/1948 Katz D11/44
D152,681 S * 2/1949 Duvalet D11/43
D170,262 S * 8/1953 Katz D11/43
D172,282 S * 5/1954 Katz D11/75
D173,356 S * 11/1954 Katz D11/43

OTHER PUBLICATIONS

Cactus De Cartier Earrings (available online) Retrieved from the internet Oct. 30, 2018 from URL: <https://www.cartier.com/en-us/collections/jewelry/collections/cactus-de-cartier/earrings/b8301257-cactus-de-cartier-earrings.html>.*

* cited by examiner

Primary Examiner — Kevin K Rudzinski
Assistant Examiner — Richard Kearney
(74) *Attorney, Agent, or Firm* — Oliff PLC

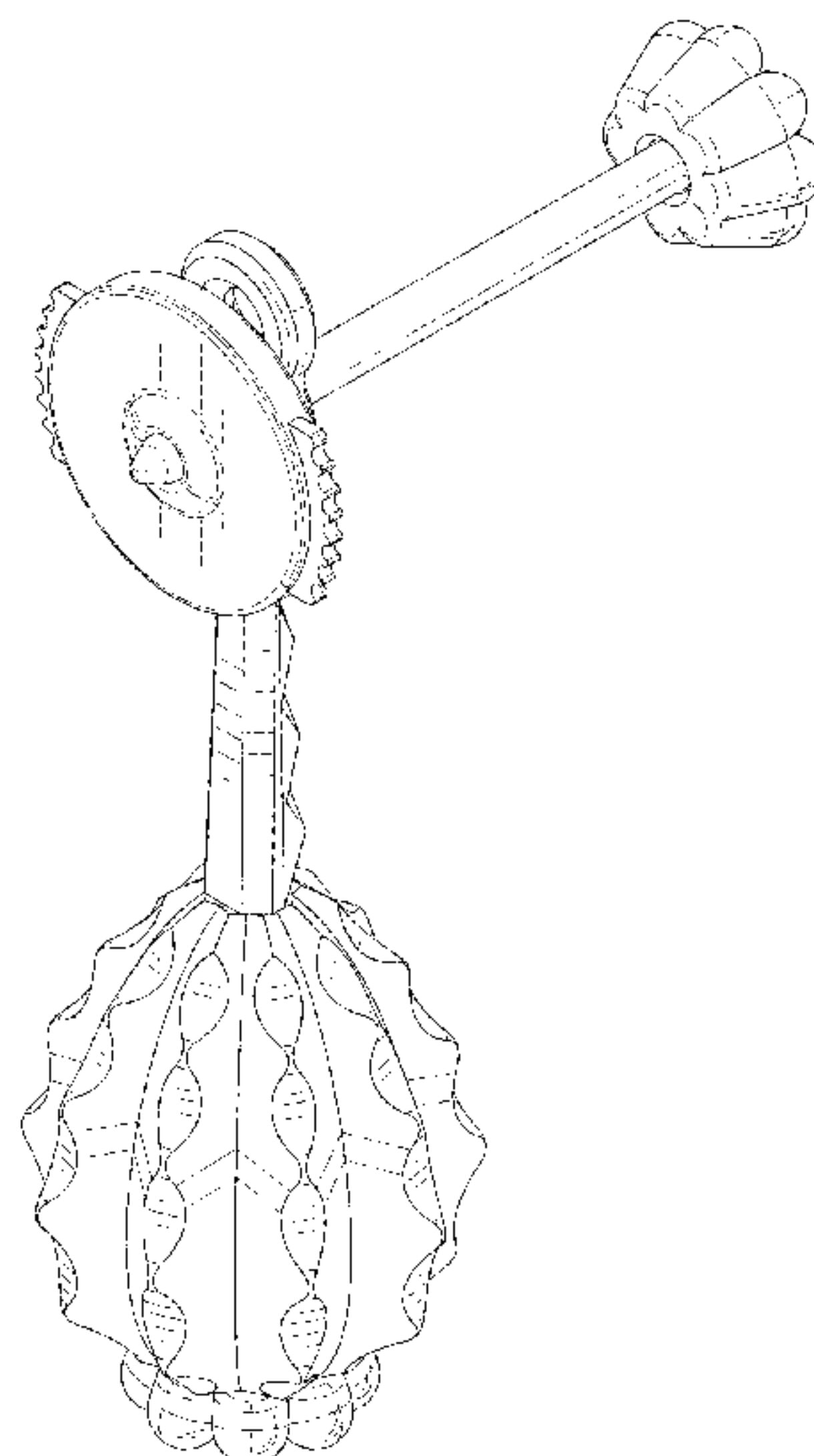
(57) **CLAIM**

The ornamental design for an earring, as shown and described.

DESCRIPTION

FIG. 1 is a front, right-side, top perspective view of the earring;
FIG. 2 is a front elevational view thereof;
FIG. 3 is a top plan view thereof;
FIG. 4 is a right-side elevation view thereof, the left-side elevation view being a mirror image thereof;
FIG. 5 is a bottom plan view thereof; and,
FIG. 6 is a rear elevational view thereof.

1 Claim, 6 Drawing Sheets



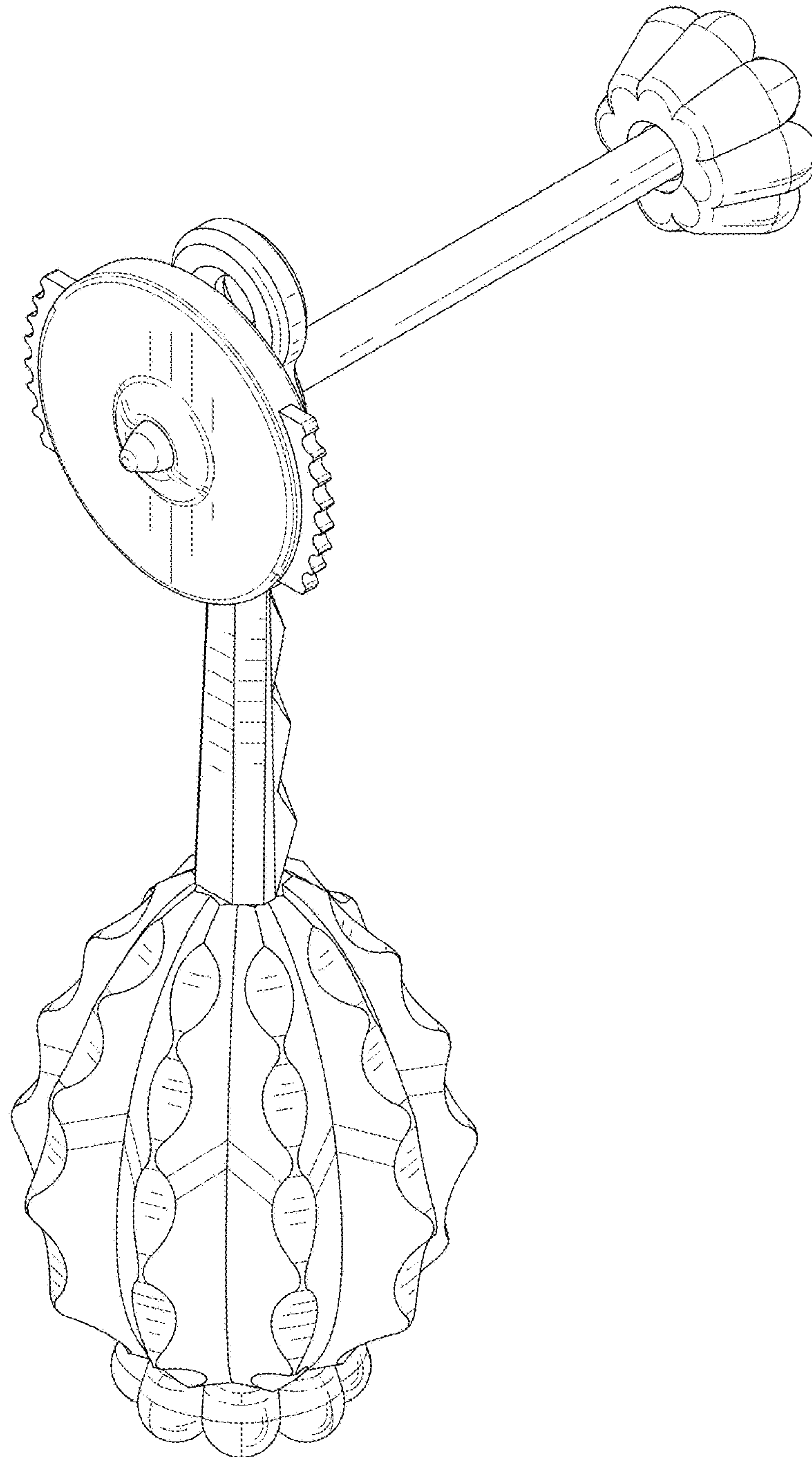


FIG. 1

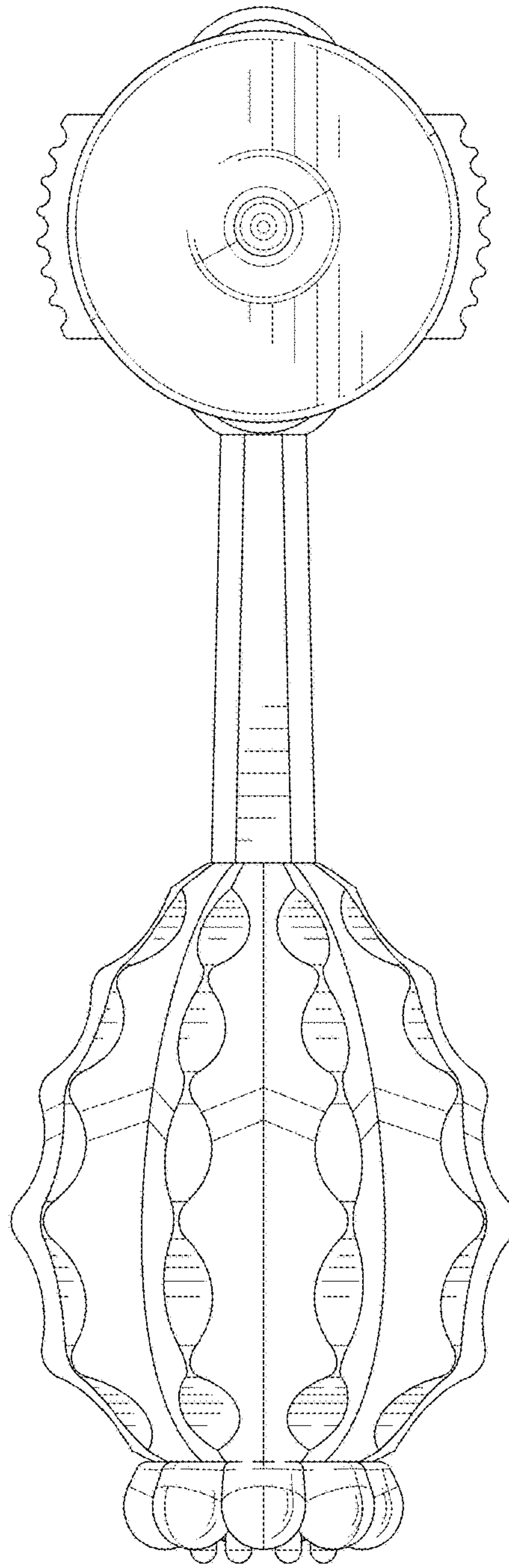


FIG. 2

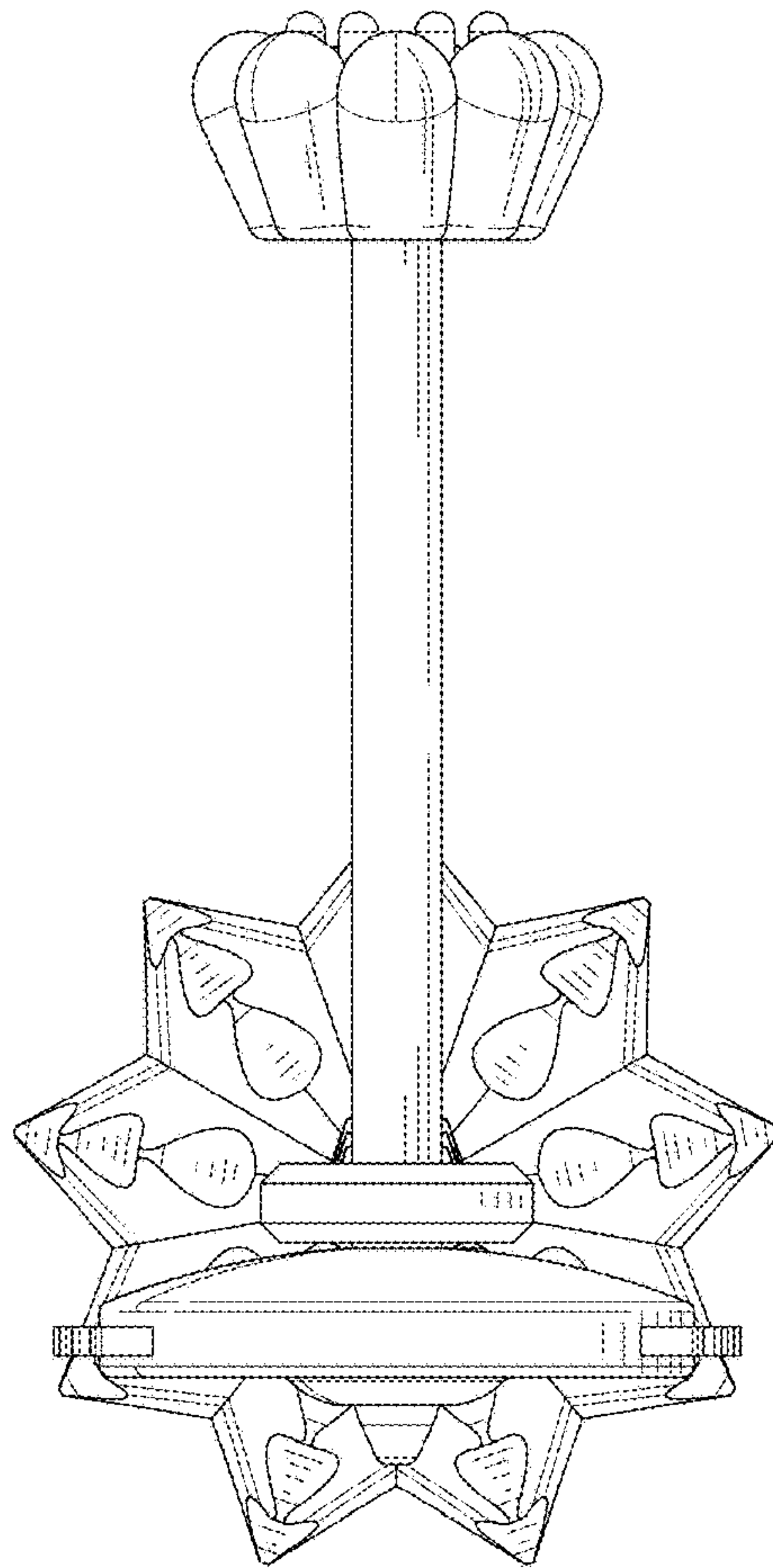


FIG. 3

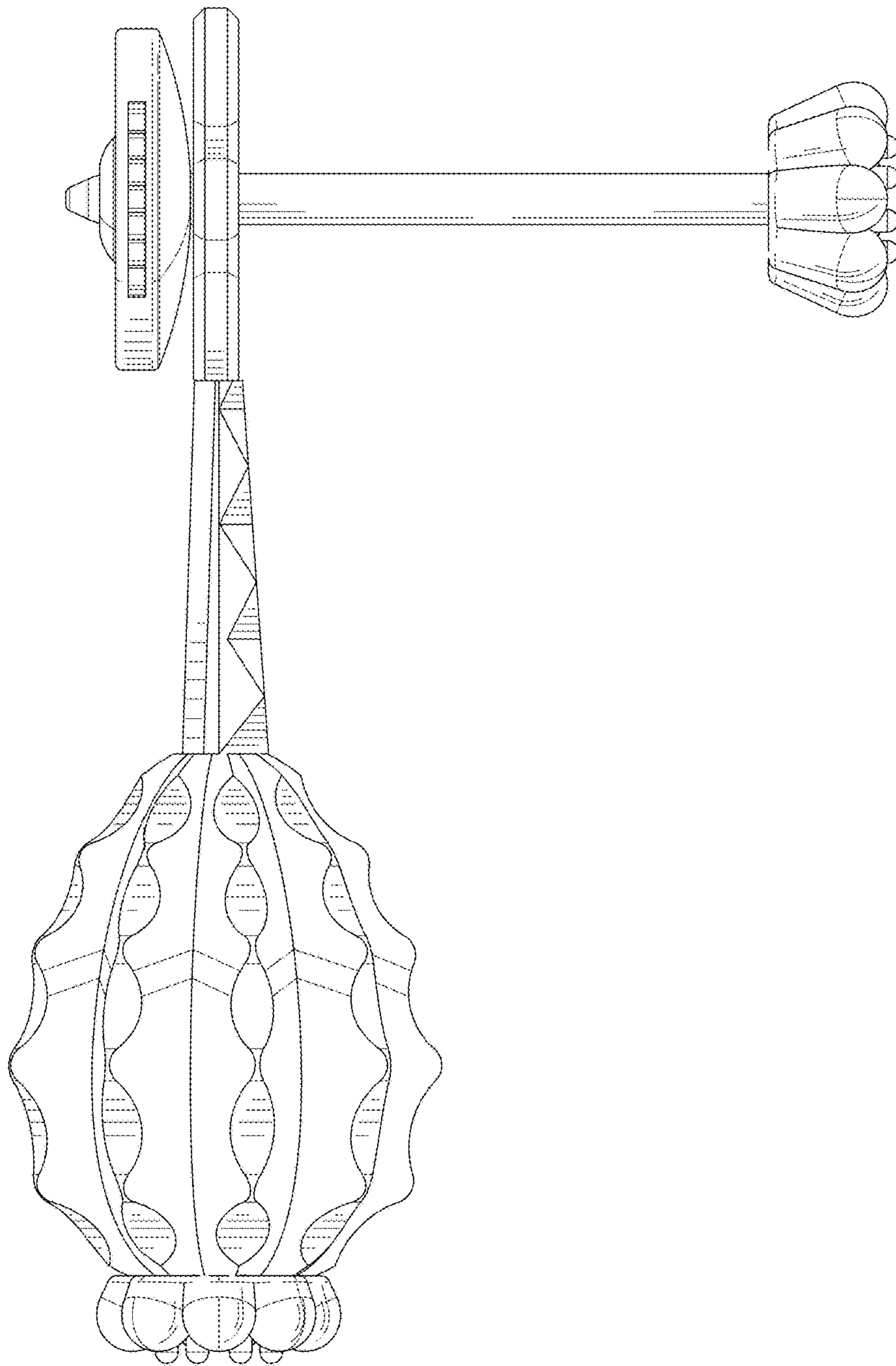


FIG. 4




FIG. 5

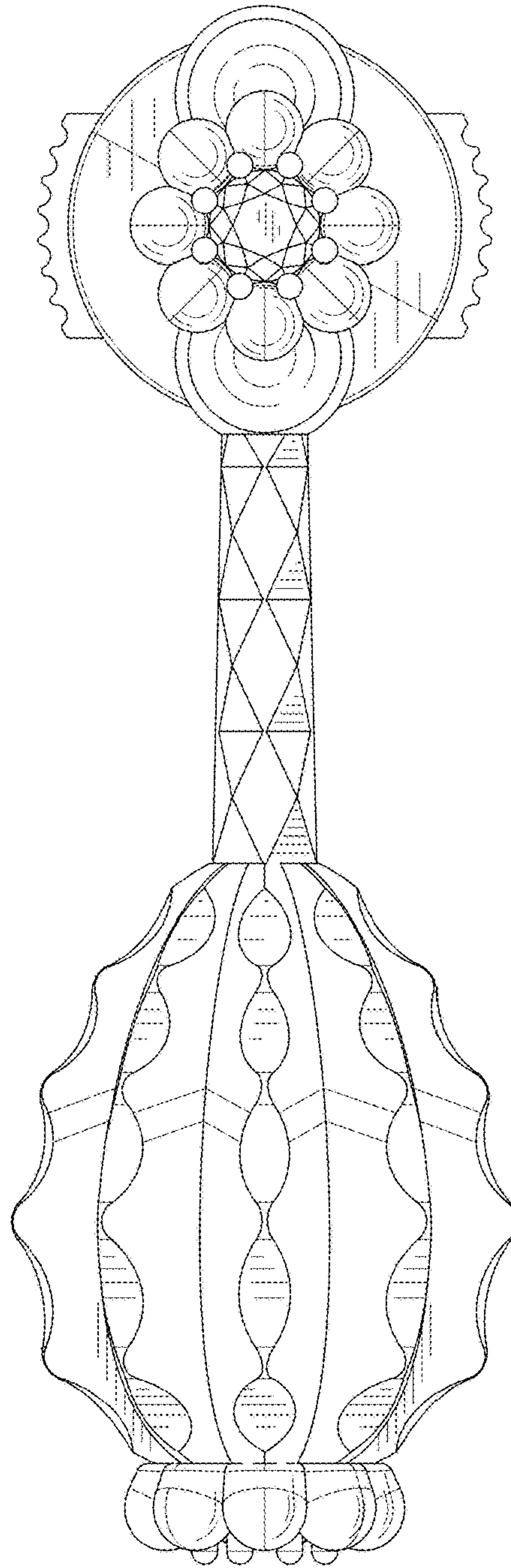


FIG. 6