



US00D842752S

(12) **United States Design Patent**
Hardy

(10) **Patent No.:** **US D842,752 S**
(45) **Date of Patent:** **** Mar. 12, 2019**

(54) **FINGER RING**

(71) Applicant: **Hermes Sellier (Société Par Actions Simplifiée)**, Paris (FR)

(72) Inventor: **Pierre Hardy**, Paris (FR)

(73) Assignee: **Hermes Sellier (Societe Par Actions Simpliffee)**, Paris (FR)

(**) Term: **15 Years**

(21) Appl. No.: **29/648,004**

(22) Filed: **May 17, 2018**

Related U.S. Application Data

(62) Division of application No. 35/502,114, filed on Nov. 28, 2016 (U.S. filing date under 35 U.S.C. 384), and having an international filing date of Nov. 28, 2016, now Pat. No. Des. 830,220.

(51) **LOC (11) Cl.** **11-01**
(52) **U.S. Cl.**
USPC **D11/26**

(58) **Field of Classification Search**
USPC D11/1-2, 3-11, 26, 40-44, 53, 79-86, D11/101, 102, 105
CPC A44C 17/006; A44C 13/00; A44C 25/00; A44C 25/001; A44C 25/002; A44C 25/004; A44C 25/005; A44C 25/007; A44C 25/008; A44C 5/00
See application file for complete search history.

(56) **References Cited**

U.S. PATENT DOCUMENTS

D491,832 S 6/2004 Gordon
D596,526 S * 7/2009 Hardy D11/93
D598,805 S * 8/2009 Hardy D11/93
D601,913 S 10/2009 Cappellieri
D619,028 S 7/2010 Papadimitriou
D622,626 S 8/2010 Ventura

D624,450 S * 9/2010 Maier D11/26
D625,218 S * 10/2010 Hardy D11/26
D626,446 S * 11/2010 Katzir D11/26
D635,477 S 4/2011 Ventura
D635,478 S 4/2011 Ventura
D659,579 S 5/2012 Hill et al.
D662,434 S 6/2012 Hill et al.
D668,173 S * 10/2012 Greppi D11/26
D691,507 S * 10/2013 Stanev D11/26
D724,476 S * 3/2015 Sandberg D11/26
D732,993 S 6/2015 Shabot
D757,599 S * 5/2016 Davis D11/93

(Continued)

OTHER PUBLICATIONS

U.S. Office Action in Design U.S. Appl. No. 35/502,114 dated Dec. 11, 2017.

Primary Examiner — Zenia I Bennett

(74) *Attorney, Agent, or Firm* — Foley & Lardner LLP

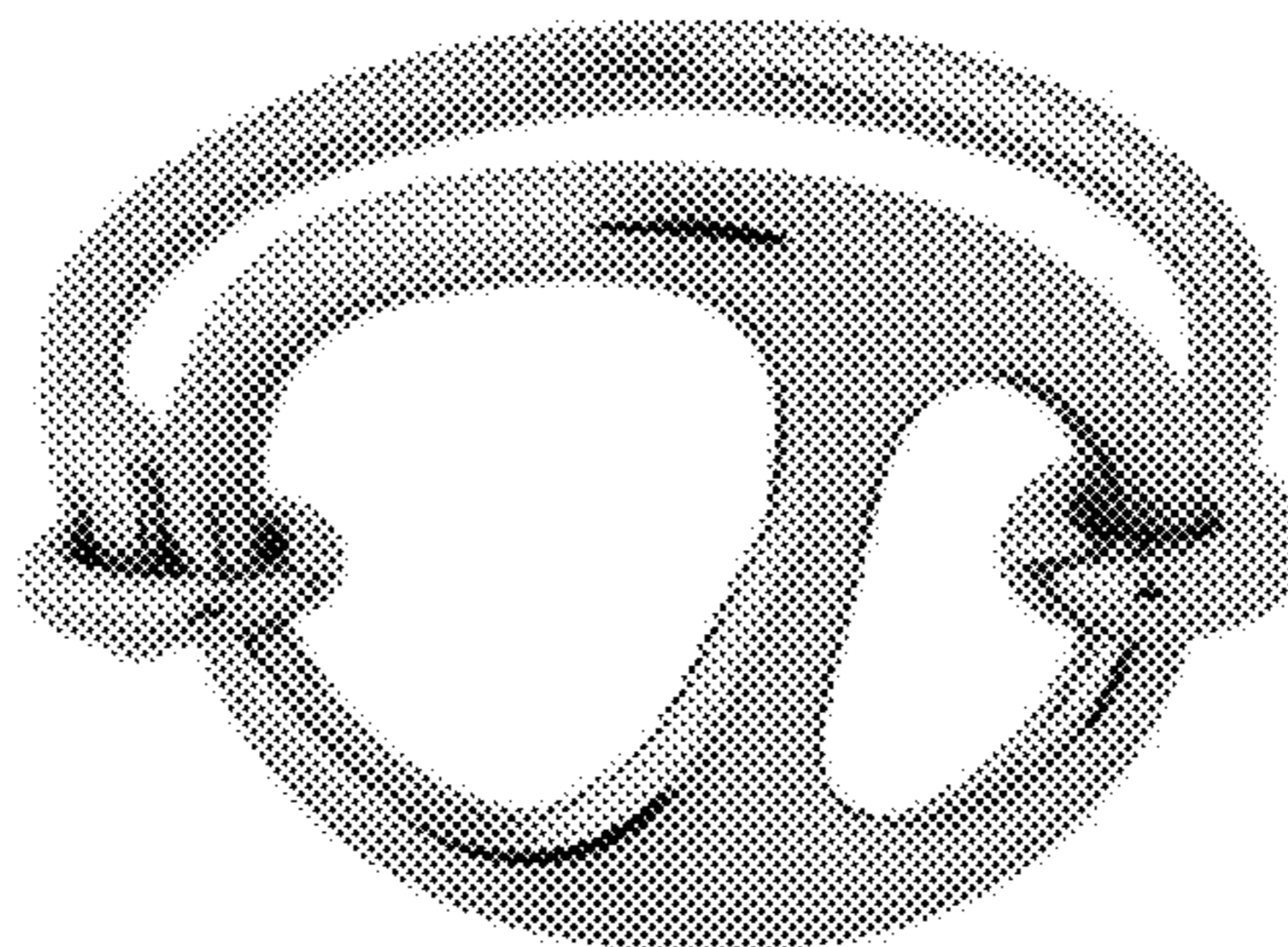
(57) **CLAIM**

I claim the ornamental design for a finger ring, as shown and described.

DESCRIPTION

FIG. 1 is a perspective view of a finger ring of the claimed design;
FIG. 2 is a front elevational view of the finger ring shown in FIG. 1;
FIG. 3 is a rear elevational view of the finger ring shown in FIG. 1;
FIG. 4 is a right side elevational view of the finger ring shown in FIG. 1;
FIG. 5 is a left side elevational view of the finger ring shown in FIG. 1;
FIG. 6 is a top plan view of the finger ring shown in FIG. 1; and,
FIG. 7 is a bottom plan view of the finger ring shown in FIG. 1.

1 Claim, 7 Drawing Sheets



(56)

References Cited

U.S. PATENT DOCUMENTS

D759,533	S	6/2016	Marchand	
D768,027	S	10/2016	Comolli	
D813,077	S *	3/2018	Noble	A44C 17/0258
				D11/26
D813,706	S *	3/2018	Bonner	D11/26

* cited by examiner




FIG. 1




FIG. 2




FIG. 3




FIG. 4




FIG. 5



FIG. 6



FIG. 7