



US00D842746S

(12) **United States Design Patent** (10) **Patent No.:** **US D842,746 S**
Hardy (45) **Date of Patent:** **** Mar. 12, 2019**

(54) **BRACELET**
(71) Applicant: **Hermes Sellier (Société Par Actions Simplifiée)**, Paris (FR)
(72) Inventor: **Pierre Hardy**, Paris (FR)
(73) Assignee: **Hermes Sellier (Societe Par Actions Simpliffee)**, Paris (FR)

D622,626 S 8/2010 Ventura
D635,477 S 4/2011 Ventura
D635,478 S 4/2011 Ventura
D659,579 S 5/2012 Hill et al.
D662,434 S 6/2012 Hill et al.
D732,993 S 6/2015 Shabot
D759,533 S 6/2016 Marchand
D768,027 S 10/2016 Comolli
D780,176 S * 2/2017 Kim D11/5
D827,479 S * 9/2018 Saiger D11/5

(**) Term: **15 Years**
(21) Appl. No.: **29/648,009**
(22) Filed: **May 17, 2018**

OTHER PUBLICATIONS

U.S. Office Action in Design U.S. Appl. No. 35/502,114 dated Dec. 11, 2017.

* cited by examiner

Primary Examiner — Zenia I Bennett
(74) *Attorney, Agent, or Firm* — Foley & Lardner LLP

Related U.S. Application Data

(62) Division of application No. 35/502,114, filed on Nov. 28, 2016 (U.S. filing date under 35 U.S.C. 384), and having an international filing date of Nov. 28, 2016, now Pat. No. Des. 830,220.

(57) **CLAIM**

I claim the ornamental design for a bracelet, as shown and described.

(51) **LOC (11) Cl.** **11-01**
(52) **U.S. Cl.**
USPC **D11/5**

DESCRIPTION

(58) **Field of Classification Search**
USPC D11/1–11, 26, 40–44, 53, 79–86, 101, D11/102, 105
CPC A44C 17/006; A44C 13/00; A44C 25/00; A44C 25/001; A44C 25/002; A44C 25/004; A44C 25/005; A44C 25/007; A44C 25/008; A44C 5/00
See application file for complete search history.

FIG. 1 is a perspective view of a bracelet of the claimed design;
FIG. 2 is a front elevational view of the bracelet shown in FIG. 1;
FIG. 3 is a rear elevational view of the bracelet shown in FIG. 1;
FIG. 4 is a right side elevational view of the bracelet shown in FIG. 1;
FIG. 5 is a left side elevational view of the bracelet shown in FIG. 1;
FIG. 6 is a top plan view of the bracelet shown in FIG. 1;
FIG. 7 is a bottom plan view of the bracelet shown in FIG. 1; and,
FIG. 8 is a perspective view of the bracelet shown in FIG. 1 in an alternate configuration.

(56) **References Cited**

U.S. PATENT DOCUMENTS

D271,385 S * 11/1983 Novak D11/131
D382,829 S * 8/1997 Hoffman D11/5
D491,832 S 6/2004 Gordon
D525,553 S * 7/2006 Toupet D11/5
D601,913 S 10/2009 Cappellieri
D619,028 S 7/2010 Papadimitriou

1 Claim, 8 Drawing Sheets






FIG. 1




FIG. 2



FIG. 3




FIG. 4




FIG. 5




FIG. 6



FIG. 7




FIG. 8