



US00D842706S

(12) **United States Design Patent**
Pszczolkowski et al.

(10) **Patent No.:** **US D842,706 S**
(45) **Date of Patent:** **** Mar. 12, 2019**

(54) **DUAL BAG WITH A PIGMENTED INNER BAG WITH PATTERN AND TRANSPARENT OUTER BAG WITH PATTERN**

(71) Applicant: **The Glad Products Company,**
Oakland, CA (US)

(72) Inventors: **Mark D. Pszczolkowski,** Willowbrook, IL (US); **Ronald J. Cisek,** Willowbrook, IL (US); **Jack F. Melvan,** Willowbrook, IL (US); **Sarah A. Kuhl,** Willowbrook, IL (US); **Michael G. Borchardt,** Willowbrook, IL (US)

(73) Assignee: **The Glad Products Company,**
Oakland, CA (US)

(**) Term: **15 Years**

(21) Appl. No.: **29/641,342**

(22) Filed: **Mar. 21, 2018**

Related U.S. Application Data

(60) Division of application No. 29/549,327, filed on Dec. 21, 2015, now Pat. No. Des. 817,779, which is a
(Continued)

(51) **LOC (11) Cl.** **09-05**

(52) **U.S. Cl.**
USPC **D9/706**

(58) **Field of Classification Search**
USPC D9/702-714, 720-722, 424, 430-433,
D9/414, 418, 444; 383/26, 119, 127, 33,
(Continued)

(56) **References Cited**

U.S. PATENT DOCUMENTS

D67,196 S 5/1925 Frisch
D103,446 S 3/1937 Amend
(Continued)

Primary Examiner — Abraham Bahta

(74) *Attorney, Agent, or Firm* — Thomas C. Feix

(57) **CLAIM**

The ornamental design for a dual bag with pigmented inner bag with pattern and transparent outer bag with pattern, as shown and described.

DESCRIPTION

FIG. 1 is a front perspective view of a bag that includes a pigmented inner bag with pattern and a transparent outer bag with pattern;

FIG. 2 is a front view of the bag of FIG. 1, the back view being the same as the front view;

FIG. 3 is an exploded view of the bag of FIG. 1 showing the pigmented inner bag with pattern and the transparent outer bag with pattern;

FIG. 4 is a detail view of a portion, designated by broken line box 4 of FIGS. 1 and 2, of the outer bag with first pigment and first pattern over the inner bag with second pigment and first pattern;

FIG. 5 is a detail view of a portion, designated by broken line box 5 of FIGS. 1 and 2, of the outer bag with first pigment and second pattern over the inner bag with second pigment and second pattern;

FIG. 6 is a cross-section view taken along line 6-6 of the portion shown in FIG. 4;

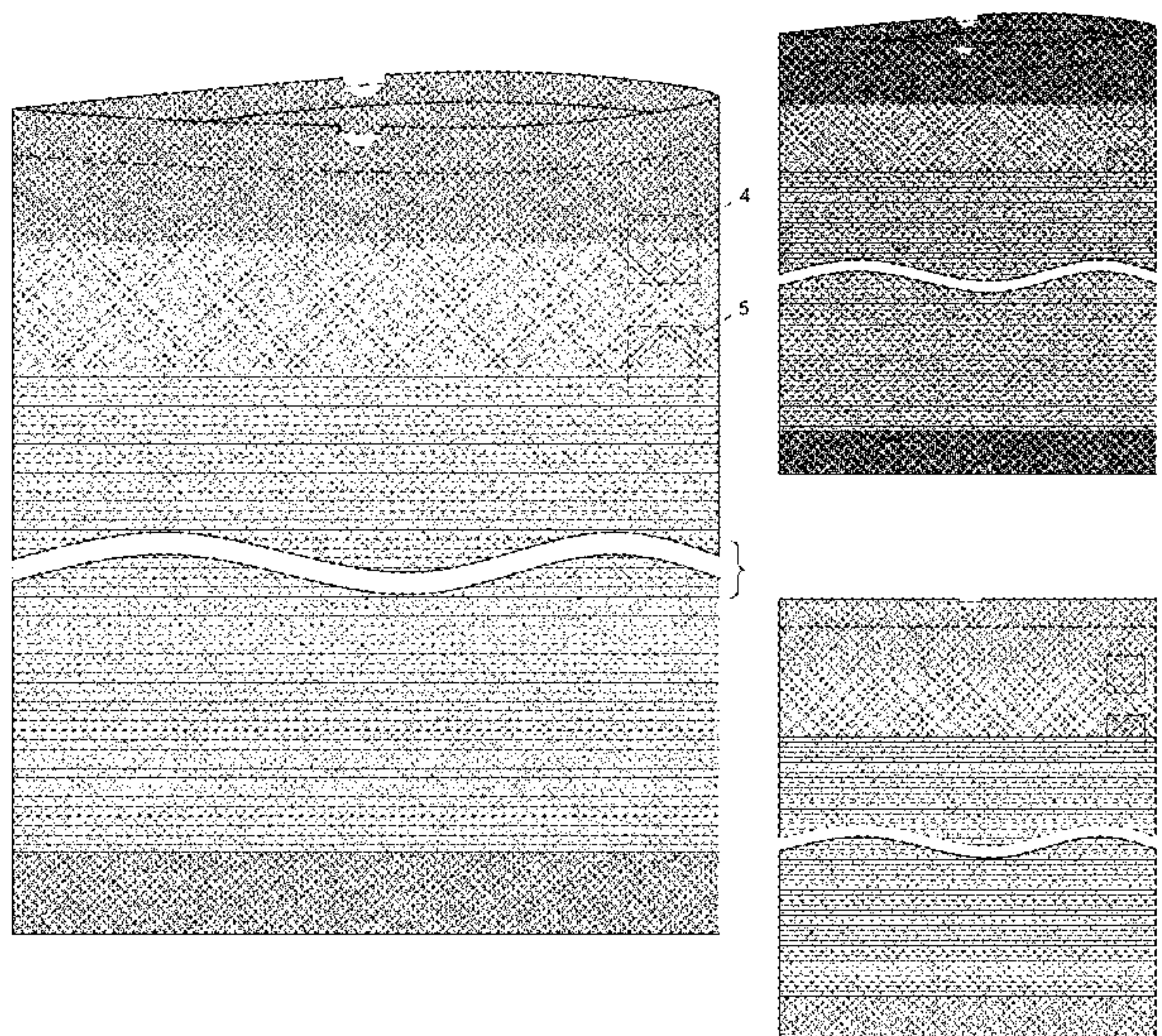
FIG. 7 is a cross-section view taken along line 7-7 of the portion shown in FIG. 5;

FIG. 8 indicates a stretched configuration of the portion shown in FIG. 4; and,

FIG. 9 indicates a stretched configuration of the portion shown in FIG. 5.

The broken line showing portions of the bag is included for the purpose of environmental structure and forms no part of the claimed design. The bracket showing broken away portions in FIGS. 1-3 illustrate the bag has no specific length.

1 Claim, 7 Drawing Sheets



Related U.S. Application Data

continuation of application No. 29/504,240, filed on Oct. 3, 2014, now Pat. No. Des. 748,990, and a continuation of application No. 29/504,243, filed on Oct. 3, 2014, now Pat. No. Des. 750,499, and a continuation of application No. 29/504,247, filed on Oct. 3, 2014, now Pat. No. Des. 750,404, and a continuation of application No. 29/504,251, filed on Oct. 3, 2014, now Pat. No. Des. 762,483, and a continuation of application No. 13/189,772, filed on Jul. 25, 2011, now Pat. No. 8,865,289, and a continuation of application No. 13/552,352, filed on Jul. 18, 2012, now Pat. No. 9,486,977, said application No. 29/504,240 is a continuation of application No. 13/189,772, filed on Jul. 25, 2011, now Pat. No. 8,865,289, said application No. 29/504,243 is a continuation of application No. 13/189,772, filed on Jul. 25, 2011, now Pat. No. 8,865,289, said application No. 29/504,247 is a continuation of application No. 13/189,772, filed on Jul. 25, 2011, now Pat. No. 8,865,289, said application No. 29/504,251 is a continuation of application No. 13/189,772, filed on Jul. 25, 2011, now Pat. No. 8,865,289, said application No. 29/504,240 is a continuation of application No. 13/552,352, filed on Jul. 18, 2012, now Pat. No. 9,486,977, said application No. 29/504,243 is a continuation of application No. 13/552,352, filed on Jul. 18, 2012, now Pat. No. 9,486,977, said application No. 29/504,247 is a continuation of application No. 13/552,352, filed on Jul. 18, 2012, now Pat. No. 9,486,977, said application No. 29/504,251 is a continuation of application No. 13/552,352, filed on Jul. 18, 2012, now Pat. No. 9,486,977, said application

No. 29/504,240 is a continuation of application No. 14/195,565, filed on Mar. 3, 2014, now Pat. No. 9,469,441.

(58) **Field of Classification Search**

USPC 383/71-75, 103; 229/87.06, 87.08, 87.01, 229/92.1; 222/92, 107, 215; 220/495.03, 220/495.01; D3/303, 201; 428/35.2, 79, 428/199, 542.6; 434/162; 402/79; D5/57-61, 99; 281/2, 3.1, 5, 38, 51; 283/117, 62, 74, 93, 103, 115; D19/1-10, 100

CPC B65D 33/02; B65D 33/24; B65D 33/01; B65D 81/00; B65D 81/03; B65D 81/2084; B65D 81/3461; A47J 36/027

See application file for complete search history.

(56) **References Cited**

U.S. PATENT DOCUMENTS

D189,544 S	1/1961	Harris	
3,123,279 A	3/1964	Day	
3,550,839 A	12/1970	Clayton et al.	
5,651,455 A	7/1997	Garcia	
D748,990 S	2/2016	Cisek et al.	
D769,730 S	10/2016	Andrus	
9,546,277 B2	1/2017	Cobler	
D811,895 S	3/2018	Melvan et al.	
D811,897 S	3/2018	Cisek et al.	
D811,898 S	3/2018	Melvan et al.	
D811,899 S	3/2018	Kuhl et al.	
D811,900 S	3/2018	Cisek et al.	
D812,492 S	3/2018	Cisek et al.	
D814,940 S	4/2018	Pszczolkowski et al.	
D815,958 S	4/2018	Ferracane et al.	
D817,779 S *	5/2018	Pszczolkowski D9/706
2013/0188891 A1	7/2013	Maxwell et al.	

* cited by examiner

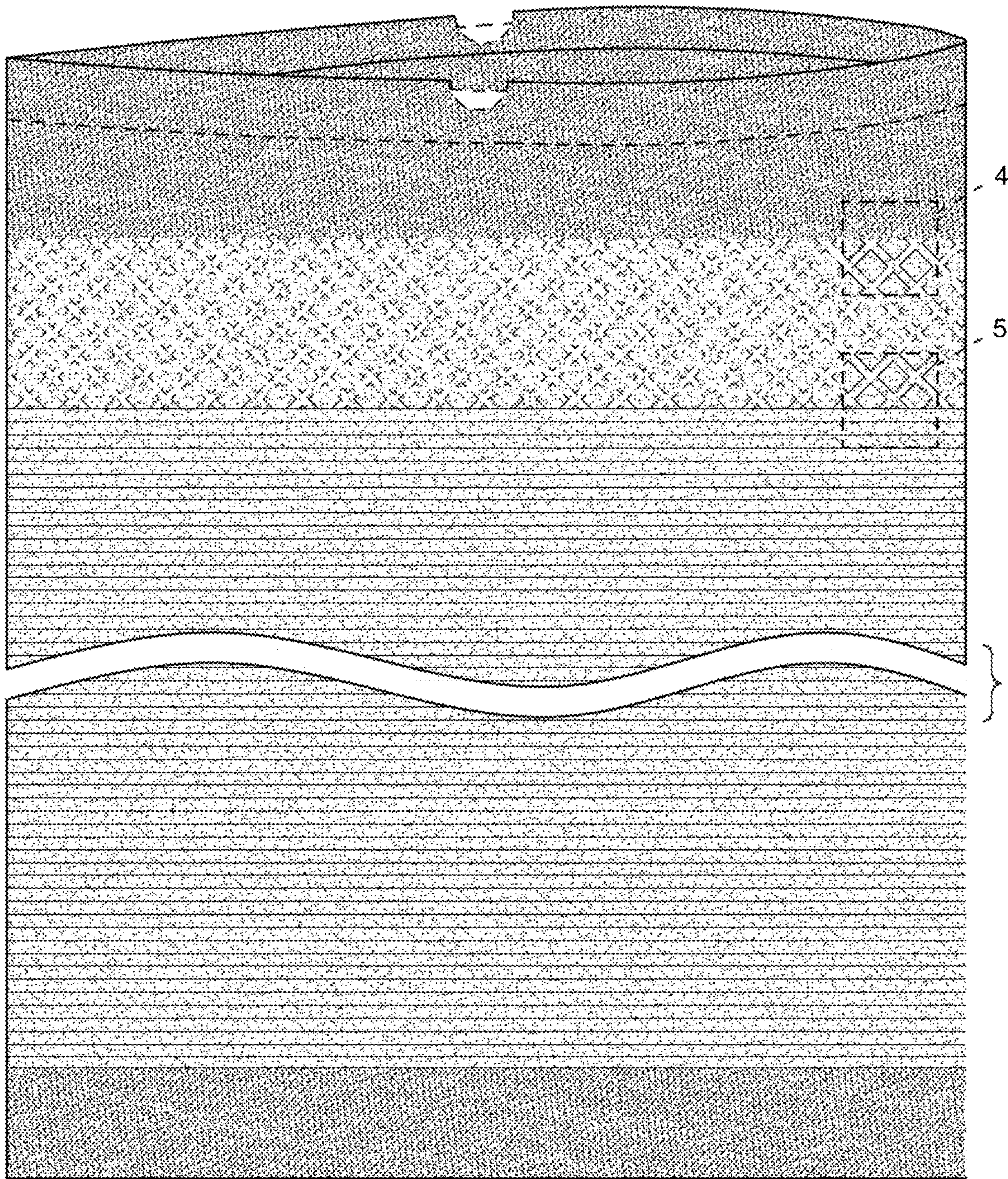


FIG. 1

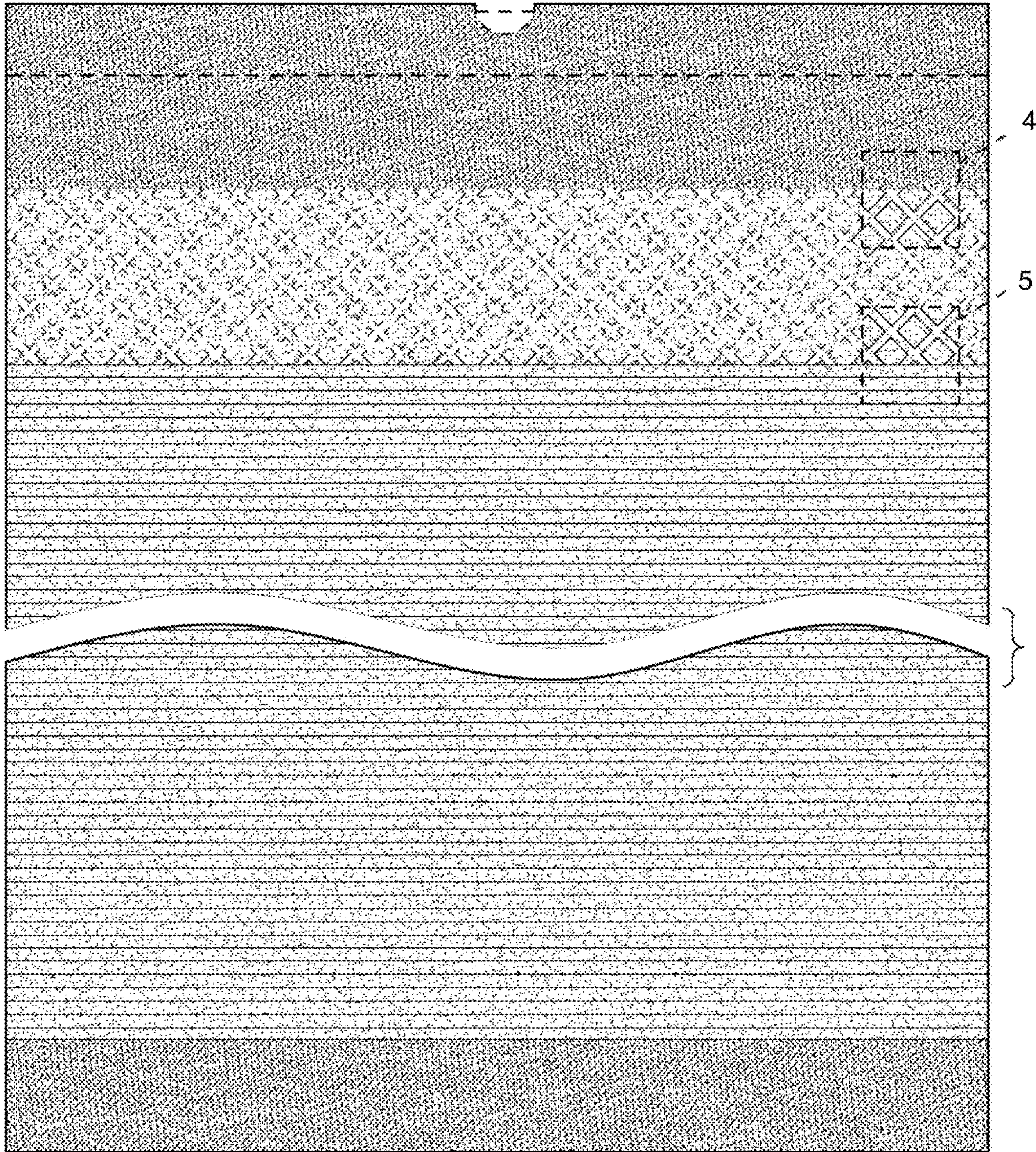


FIG. 2


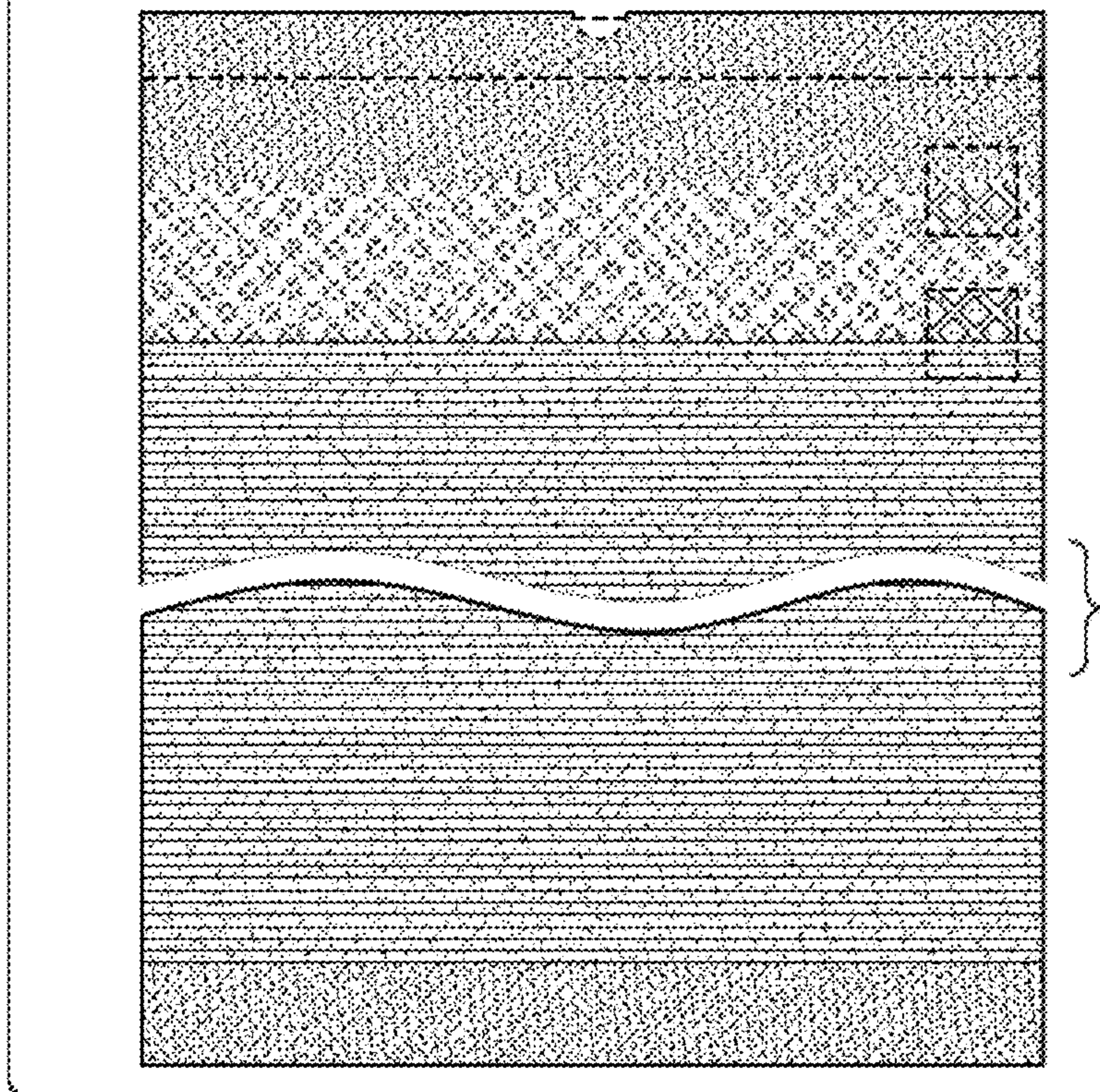


FIG. 3



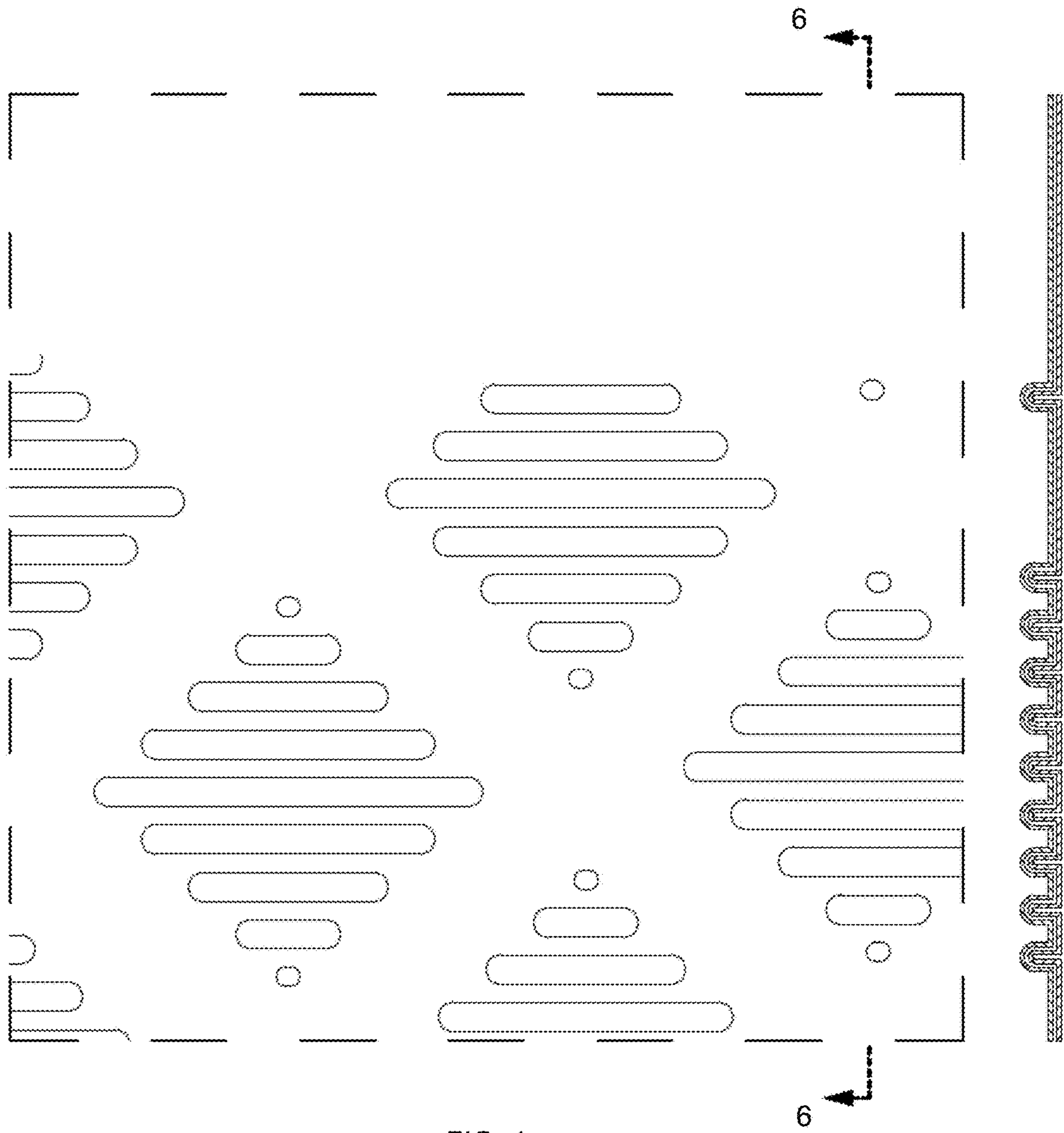


FIG. 4

FIG. 6




FIG. 5



FIG. 7

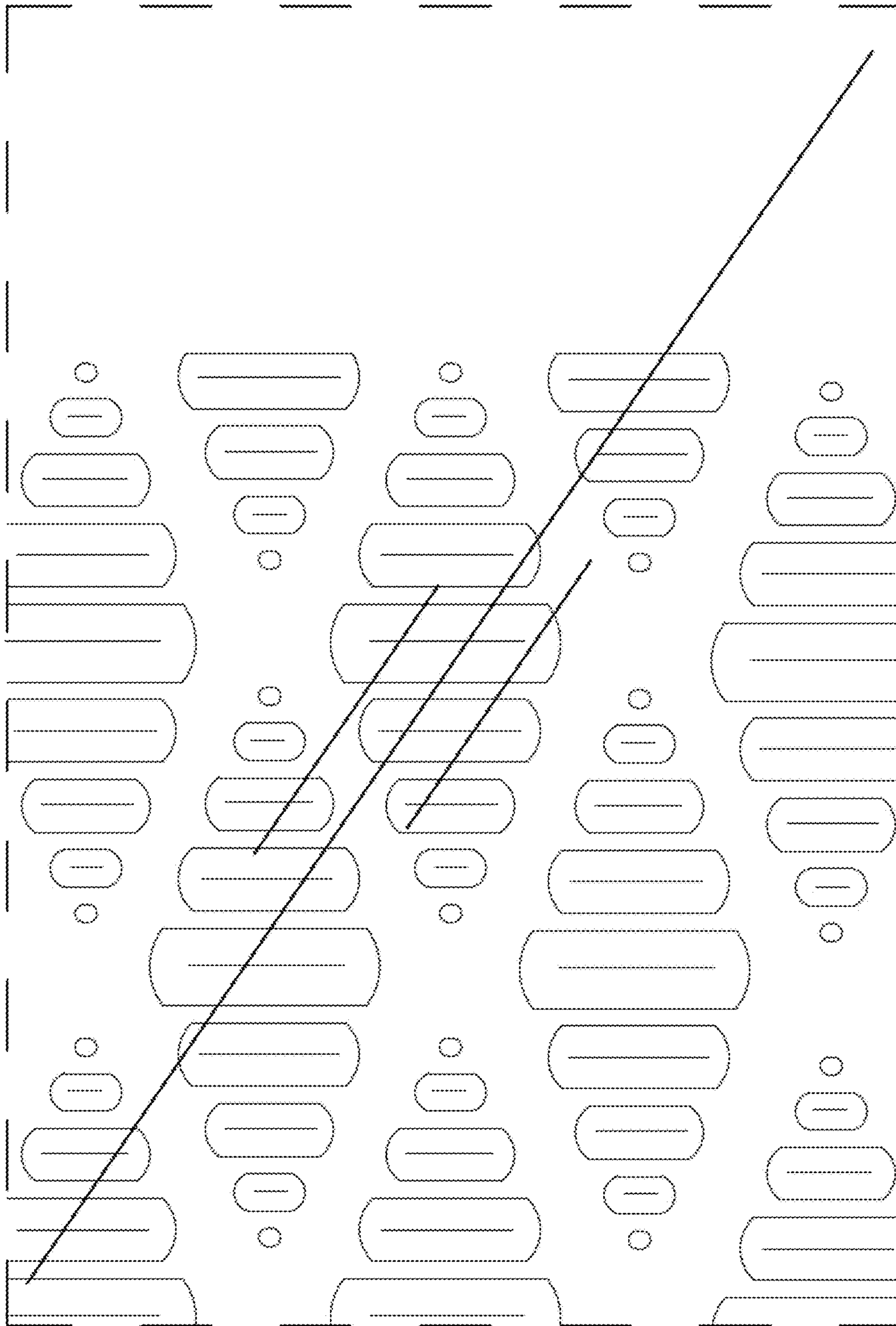


FIG. 8

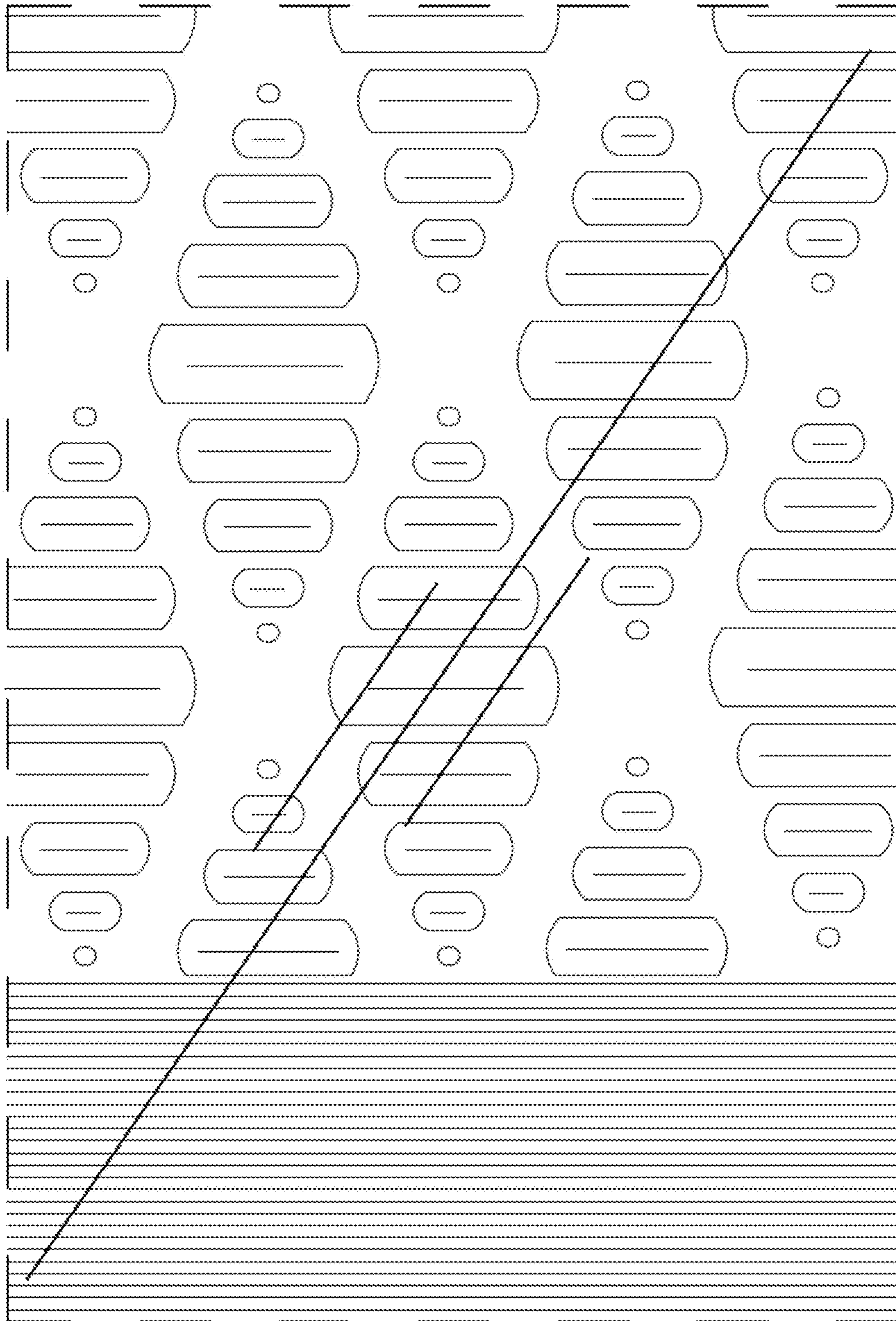


FIG. 9