



US00D842690S

(12) **United States Design Patent**
Huggins

(10) **Patent No.:** **US D842,690 S**

(45) **Date of Patent:** **** Mar. 12, 2019**

(54) **PRODUCT PACKAGE FOR ABSORBENT ARTICLES**

(74) *Attorney, Agent, or Firm* — George H. Leal

(71) Applicant: **The Procter & Gamble Company**, Cincinnati, OH (US)

(57) **CLAIM**

The ornamental design for a product package for absorbent articles, as shown and described.

(72) Inventor: **Tracy Huggins**, Ft. Wright, KY (US)

DESCRIPTION

(73) Assignee: **The Procter & Gamble Company**, Cincinnati, OH (US)

(**) Term: **15 Years**

(21) Appl. No.: **29/613,425**

(22) Filed: **Aug. 10, 2017**

(51) **LOC (11) Cl.** **09-03**

(52) **U.S. Cl.**

USPC **D9/432**; D9/434

(58) **Field of Classification Search**

USPC D3/201, 202, 242, 243, 272, 276, 304, D3/307, 315, 318; D7/387, 392.1, 601,

(Continued)

(56) **References Cited**

U.S. PATENT DOCUMENTS

D280,734 S * 9/1985 Bateman D19/11

D500,342 S * 12/2004 Stewart D20/27

(Continued)

OTHER PUBLICATIONS

Tampax. Tampax Pearl Duo-Pack. Jan. 23, 2010[earliest online date], [site visited Jun. 20, 2018]. Available from Internet, <URL:https://tampax.com/en-us/shop-products/pearl/tampax-pearl-duo-pack>. (Year: 2010).*

(Continued)

Primary Examiner — George D. Kirschbaum

Assistant Examiner — Darcey E Heflin

FIG. 1 is a perspective view of a first embodiment showing a top, right side, and front view of a product package for absorbent articles;

FIG. 2 is a top view of the embodiment of the package shown in FIG. 1;

FIG. 3 is a front view of the embodiment of the package shown in FIG. 1;

FIG. 4 is a bottom view of the embodiment of the package shown in FIG. 1;

FIG. 5 is a back view of the embodiment of the package shown in FIG. 1;

FIG. 6 is a left side view of the embodiment of the package shown in FIG. 1; and

FIG. 7 is a right side view of the embodiment of the package shown in FIG. 1.

FIG. 8 is a perspective view of a second embodiment showing a top, right side, and front view of a product package for absorbent articles;

FIG. 9 is a top view of the embodiment of the package shown in FIG. 8;

FIG. 10 is a front view of the embodiment of the package shown in FIG. 8;

FIG. 11 is a bottom view of the embodiment of the package shown in FIG. 8;

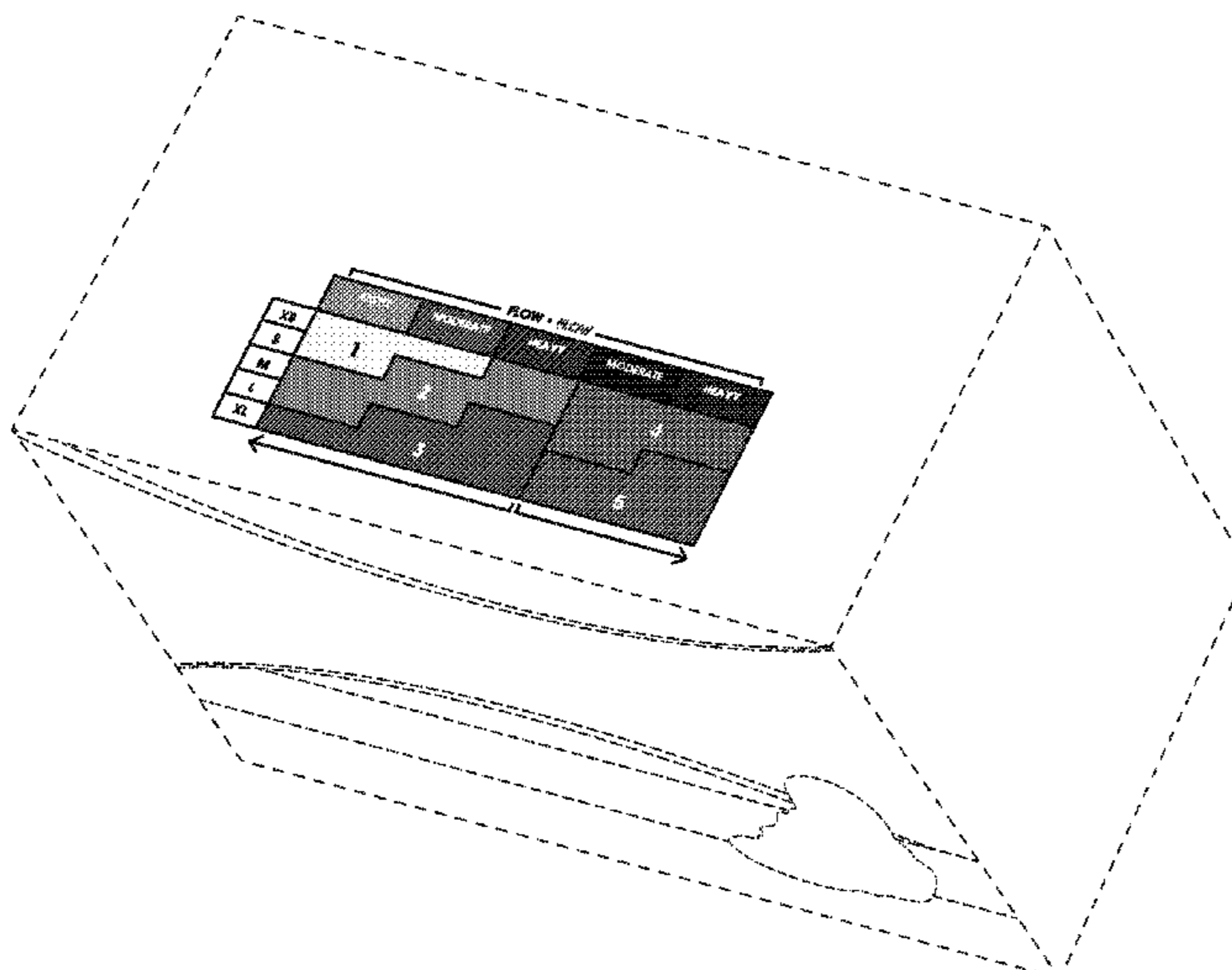
FIG. 12 is a back view of the embodiment of the package shown in FIG. 8;

FIG. 13 is a left side view of the embodiment of the package shown in FIG. 8; and,

FIG. 14 is a right side view of the embodiment of the package shown in FIG. 8.

Broken lines are included for the purpose of illustrating environment and form no part of the claimed design.

1 Claim, 8 Drawing Sheets



(58) **Field of Classification Search**

USPC D7/602, 609, 610, 622, 629, 630, 705,
D7/708.1; D9/414-419, 421-425, 427,
D9/429, 430-434, 434-436, 443,
D9/455-457, 499, 504, 737, 744, 745,
D9/751, 761; D14/485-489, 493;
D16/238; D19/9-12, 37, 112, 113;
D20/22, 27
CPC A61F 13/5514; A61F 13/55145; A61F
13/84; G09B 19/0076; B65B 61/26;
B65B 5/06; A41B 9/12

See application file for complete search history.

D684,467 S * 6/2013 Macaulay D9/432
D684,468 S * 6/2013 Macaulay D9/434
D686,492 S * 7/2013 DiFranza D9/434
D687,707 S * 8/2013 Craig D9/434
D741,871 S * 10/2015 Chung G06F 3/04817
D14/485
D745,534 S * 12/2015 Cho D14/485
D747,726 S * 1/2016 Virk D14/485
D748,105 S * 1/2016 Virk D14/485
D783,397 S * 4/2017 Riffe D9/434
D797,759 S * 9/2017 Tsujimura D14/485
D798,886 S * 10/2017 Prophete D14/485
D819,060 S * 5/2018 Friedman D14/485

(56) **References Cited**

U.S. PATENT DOCUMENTS

D500,524 S * 1/2005 Stewart D20/27
D547,658 S * 7/2007 Small D20/27
D548,241 S * 8/2007 Viegars D14/487

OTHER PUBLICATIONS

U.S. Appl. No. 29/613,428, filed Aug. 10, 2017, Tracy Huggins.
U.S. Appl. No. 29/613,430, filed Aug. 10, 2017, Tracy Huggins.
U.S. Appl. No. 29/613,432, filed Aug. 10, 2017, Tracy Huggins.

* cited by examiner

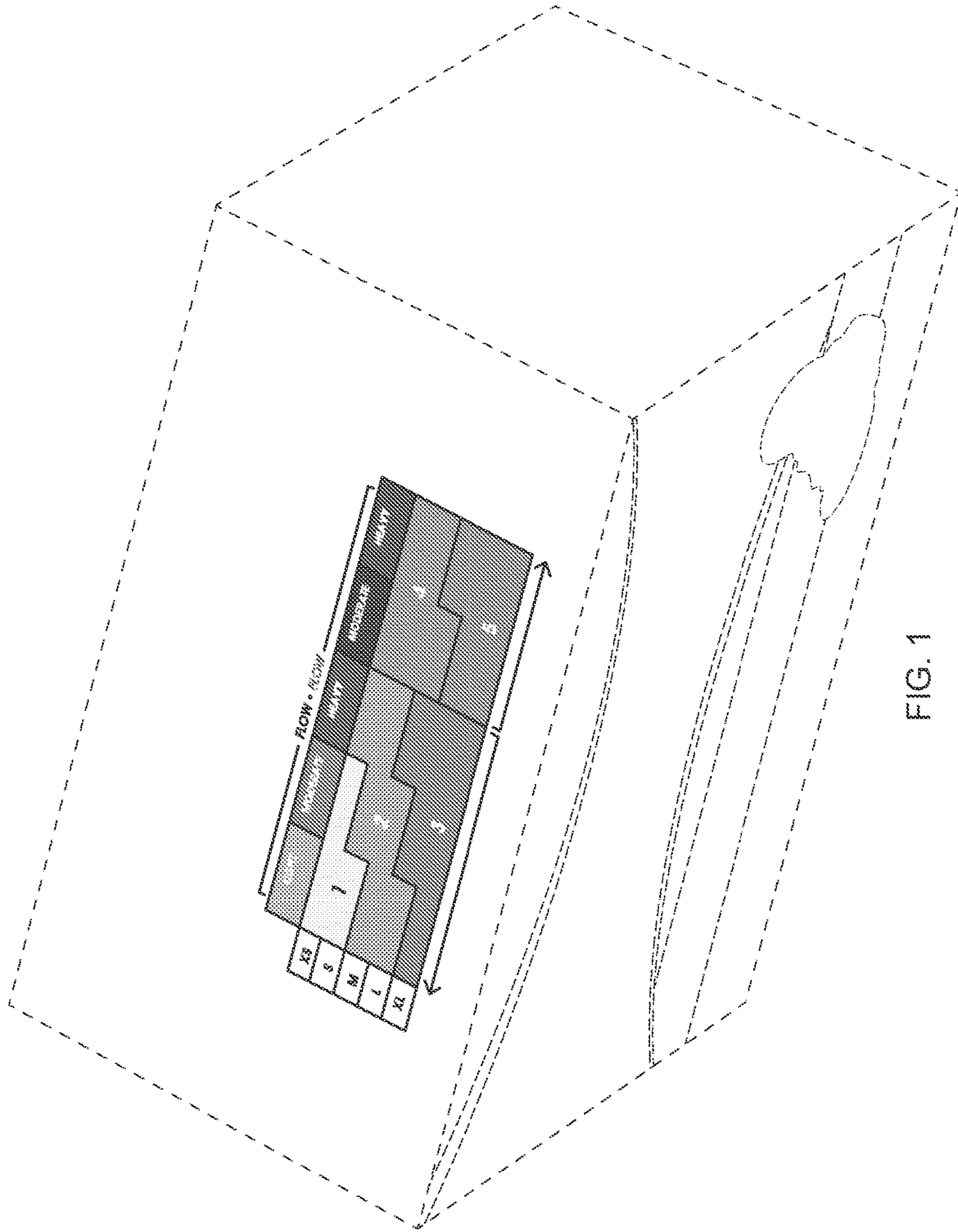


FIG. 1

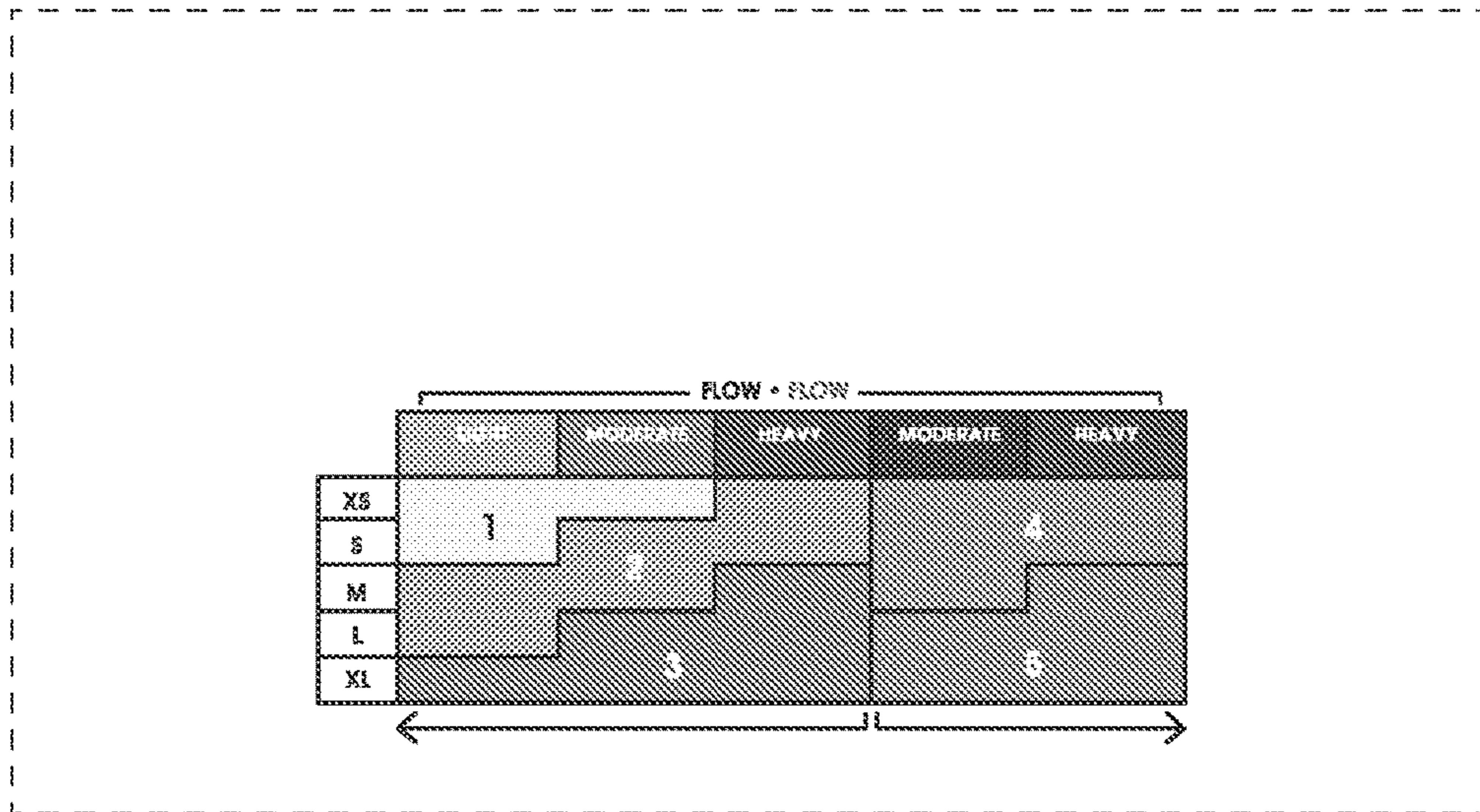


FIG. 2

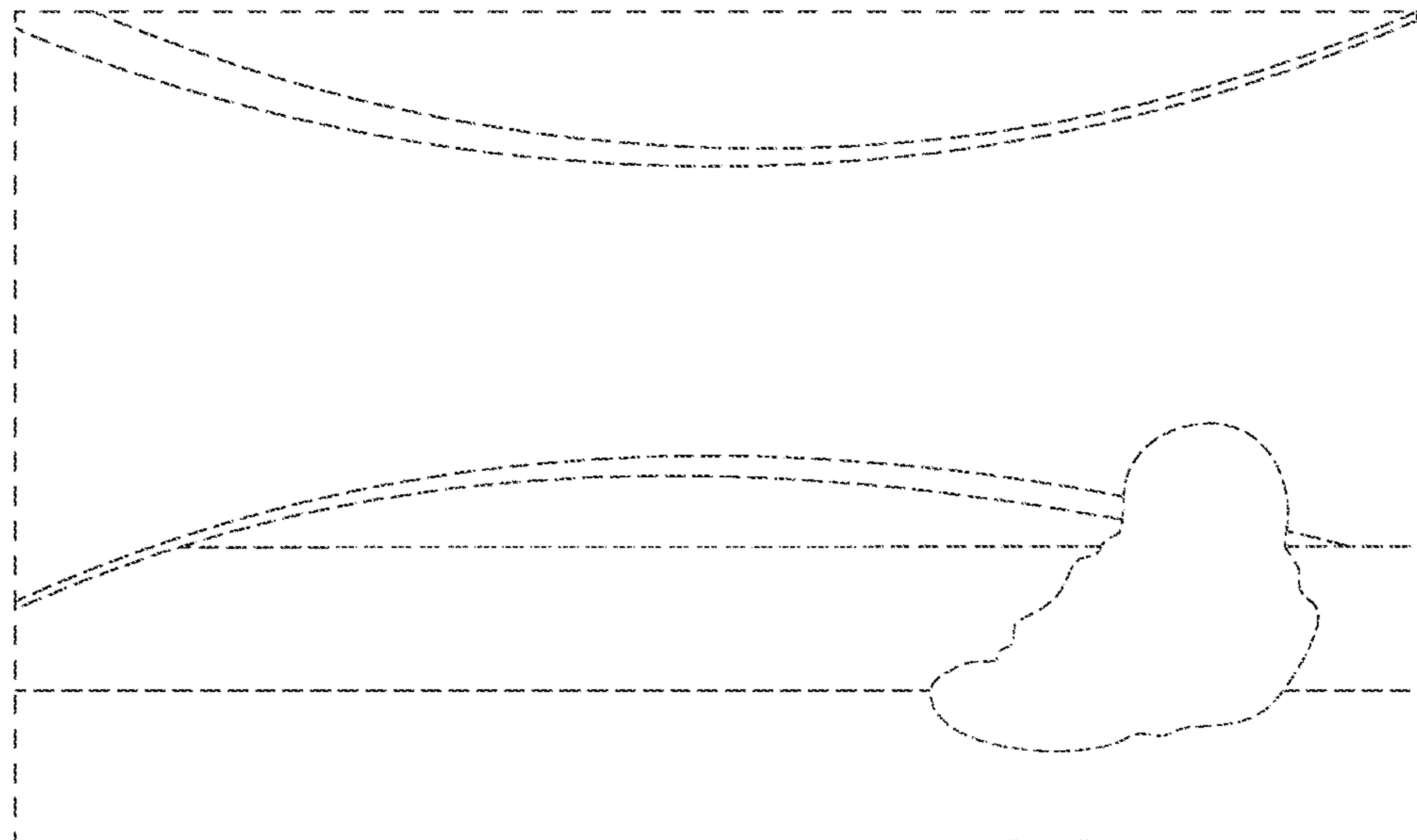


FIG. 3



FIG. 4

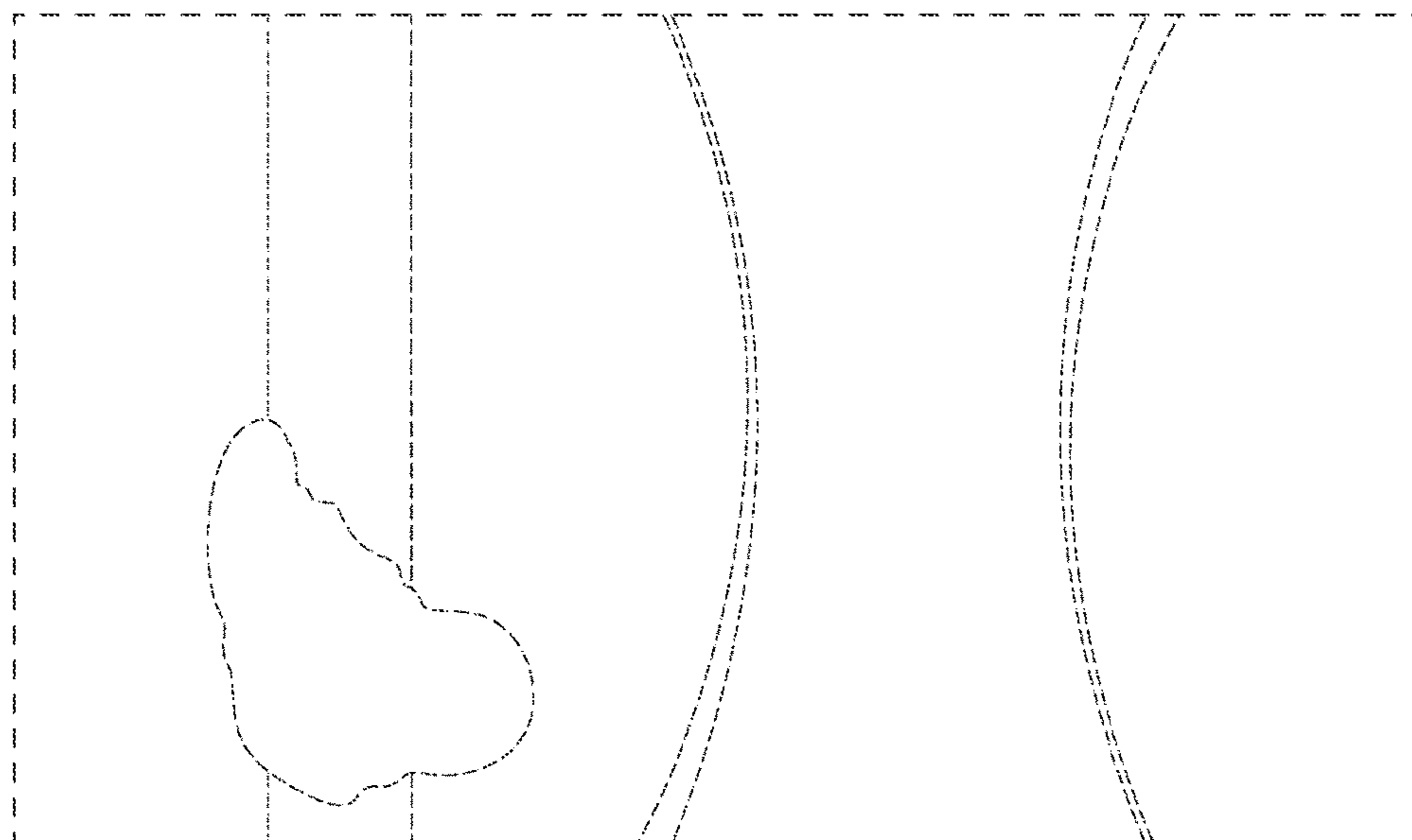


FIG. 5



FIG. 6



FIG. 7

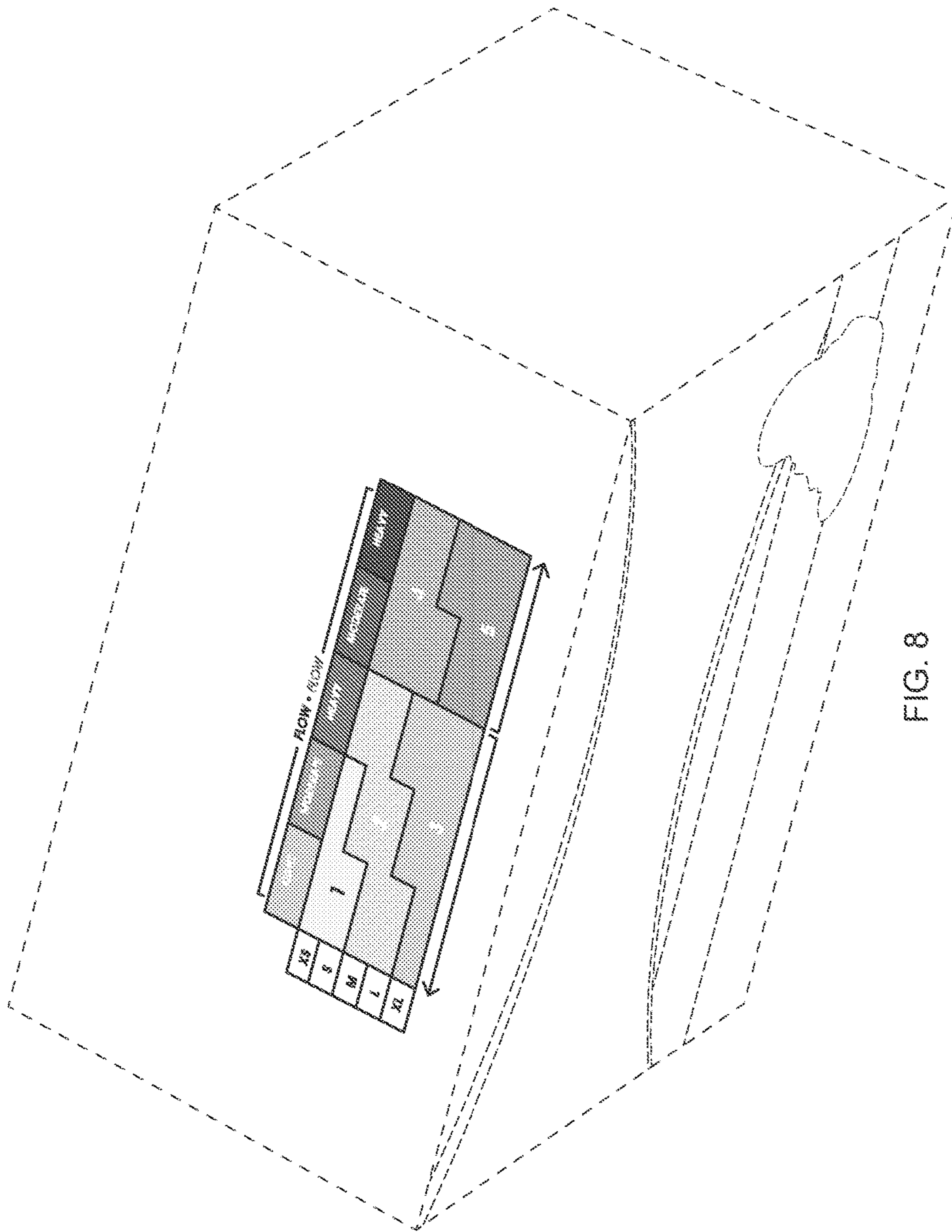


FIG. 8

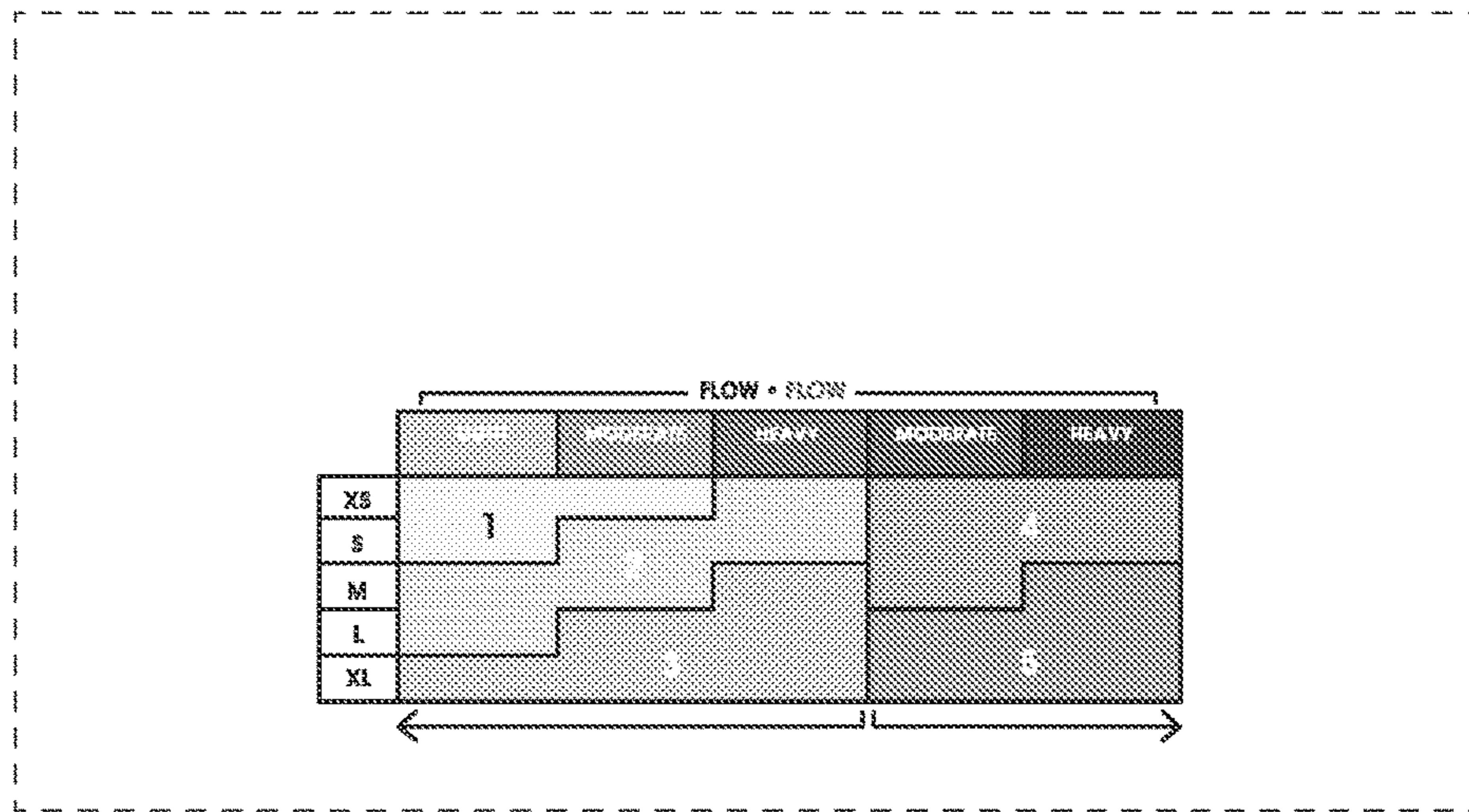


FIG. 9

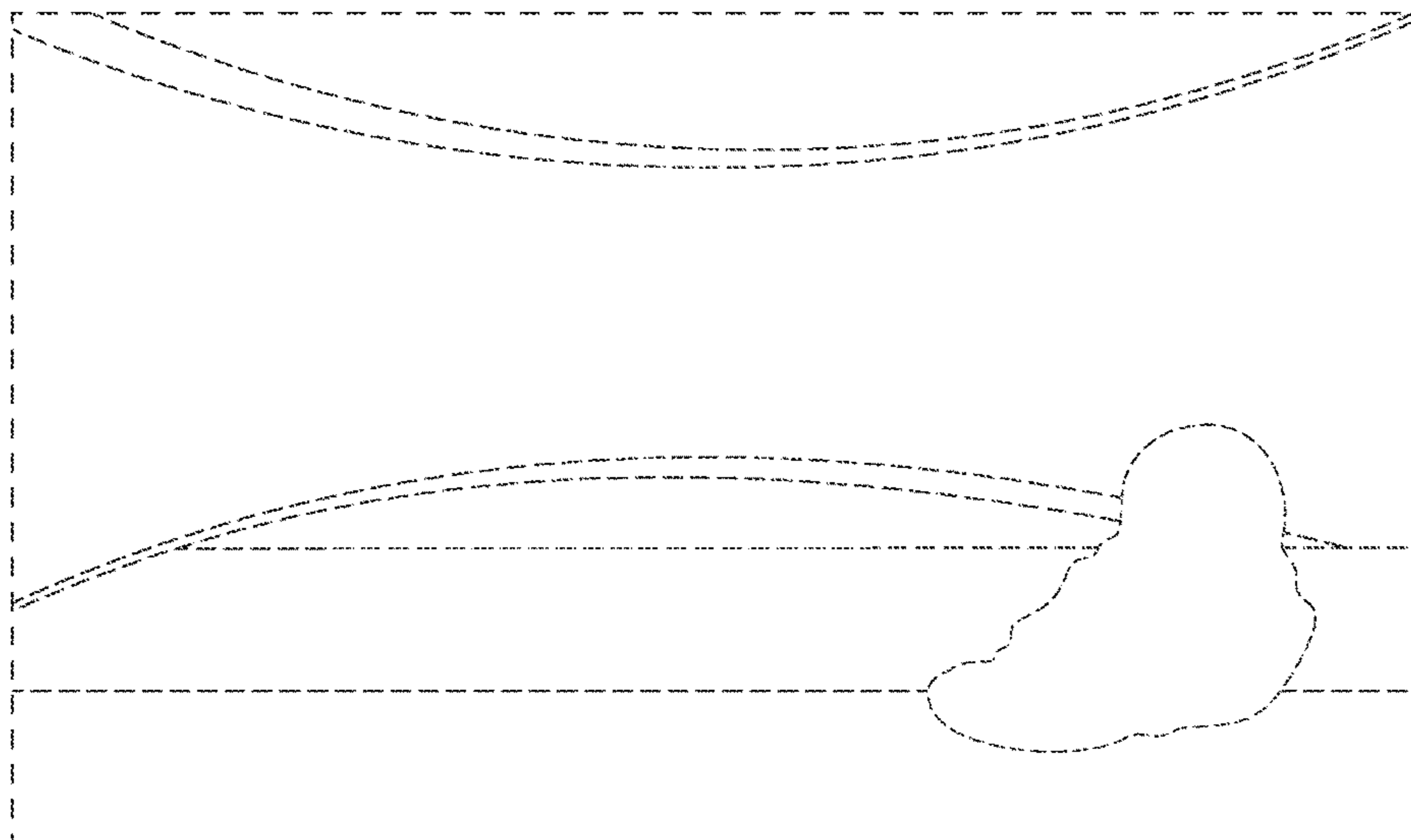


FIG. 10




FIG. 11

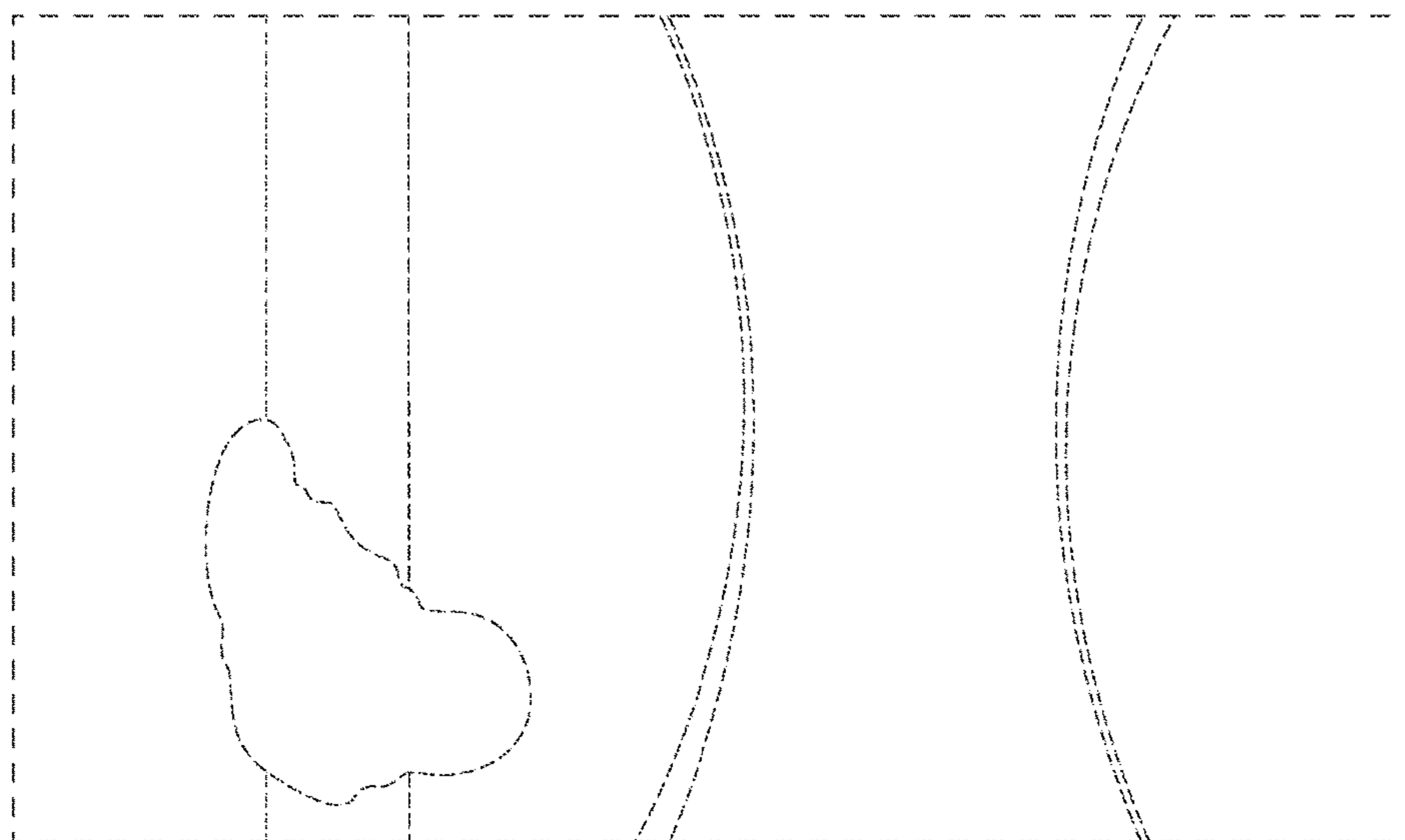


FIG. 12



FIG. 13



FIG. 14