



US00D842688S

(12) **United States Design Patent** (10) **Patent No.:** **US D842,688 S**
Hart (45) **Date of Patent:** **** Mar. 12, 2019**

(54) **FOOTWEAR CARRIER DISPLAY**
(71) Applicant: **Chris Hart**, Rogers, AR (US)
(72) Inventor: **Chris Hart**, Rogers, AR (US)
(**) Term: **15 Years**
(21) Appl. No.: **29/621,940**
(22) Filed: **Oct. 12, 2017**
(51) **LOC (11) Cl.** **09-03**
(52) **U.S. Cl.**
USPC **D9/415**
(58) **Field of Classification Search**
USPC D9/414-423, 430-432, 433, 434, 456,
D9/457, 711, 713, 721-722
CPC ... B65D 5/00; B65D 5/02; B65D 5/18; B65D
5/20
See application file for complete search history.

D660,701 S * 5/2012 Cox D9/455
D698,267 S * 1/2014 Wagner D9/753
D730,197 S * 5/2015 Perkins D9/751
D786,677 S * 5/2017 Griffith D9/456

* cited by examiner

Primary Examiner — Vy N Koenig
(74) *Attorney, Agent, or Firm* — Keisling & Pieper PLC;
David B. Pieper

(57) **CLAIM**

The ornamental design for a footwear carrier display, as shown and described.

DESCRIPTION

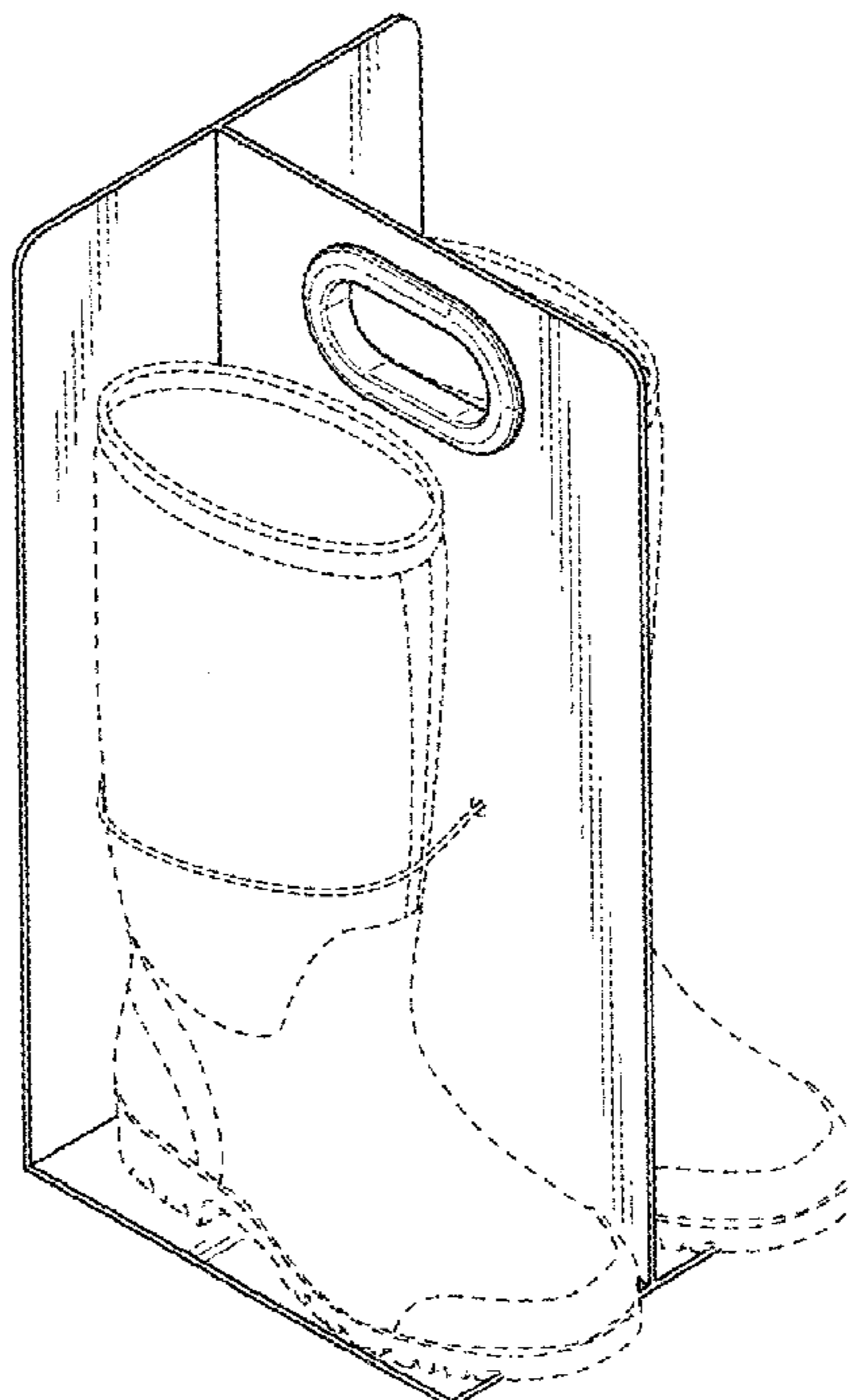
FIG. 1 is a perspective view of a footwear carrier display showing my new design;
FIG. 2 is a front view thereof;
FIG. 3 is a top view thereof;
FIG. 4 is a right side view thereof, the left side view being a mirror image thereof;
FIG. 5 is a back view thereof;
FIG. 6 is a bottom view thereof; and,
FIG. 7 is an environmental perspective view thereof.
The broken lines showing the footwear, retention strap, and strap aperture are for the purpose of illustrating environmental structure and form no part of the claimed design.

(56) **References Cited**

U.S. PATENT DOCUMENTS

D286,507 S * 11/1986 Drago D6/535
5,797,486 A * 8/1998 Picciolo B65D 71/48
206/162
6,325,282 B1 * 12/2001 Kanter B65D 5/001
229/120.11
D461,712 S * 8/2002 Davis D9/753
D519,363 S * 4/2006 Tada D9/415
D520,868 S * 5/2006 Tada D9/415
D595,055 S * 6/2009 Lucido D3/318

1 Claim, 4 Drawing Sheets



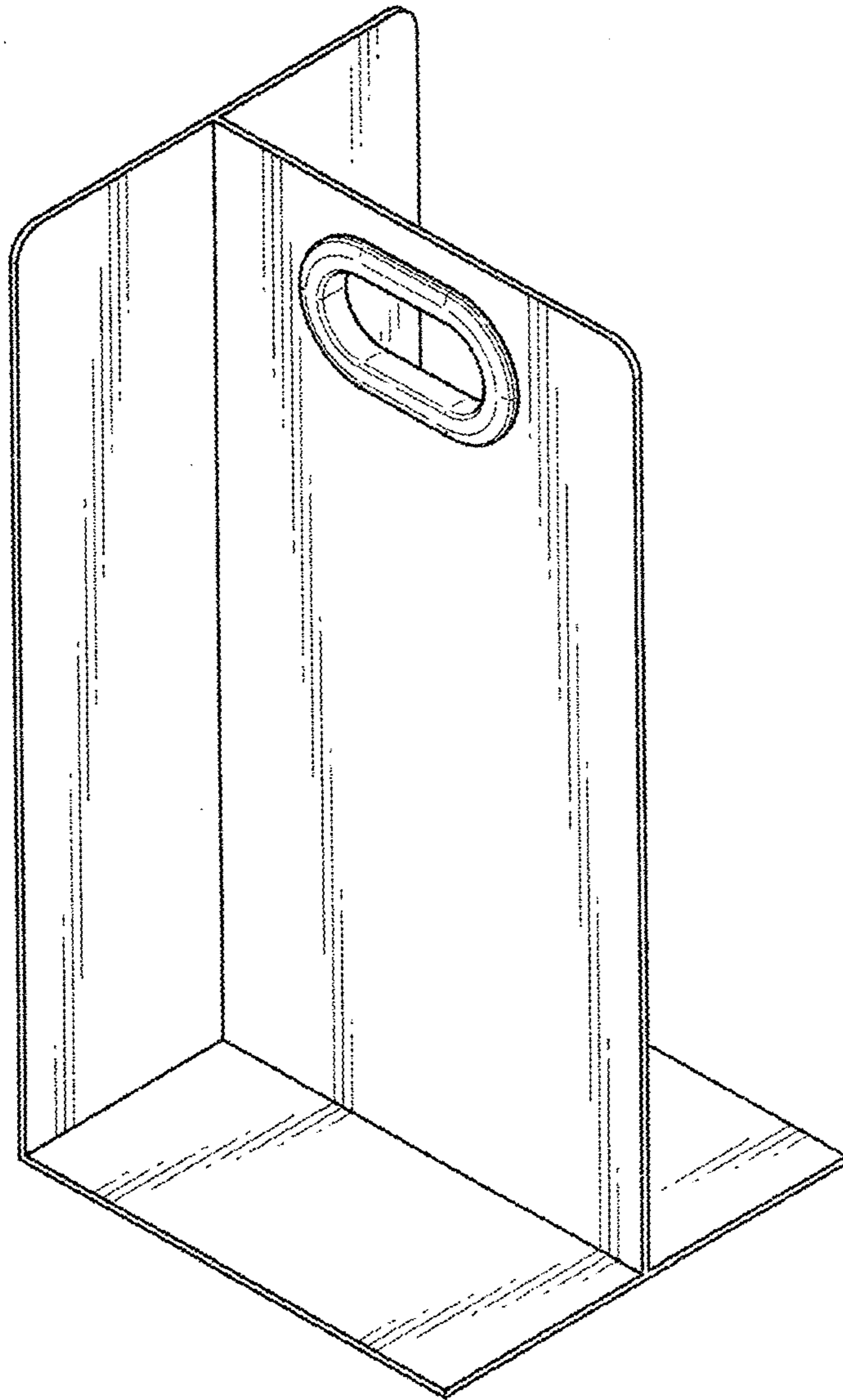


FIG. 1

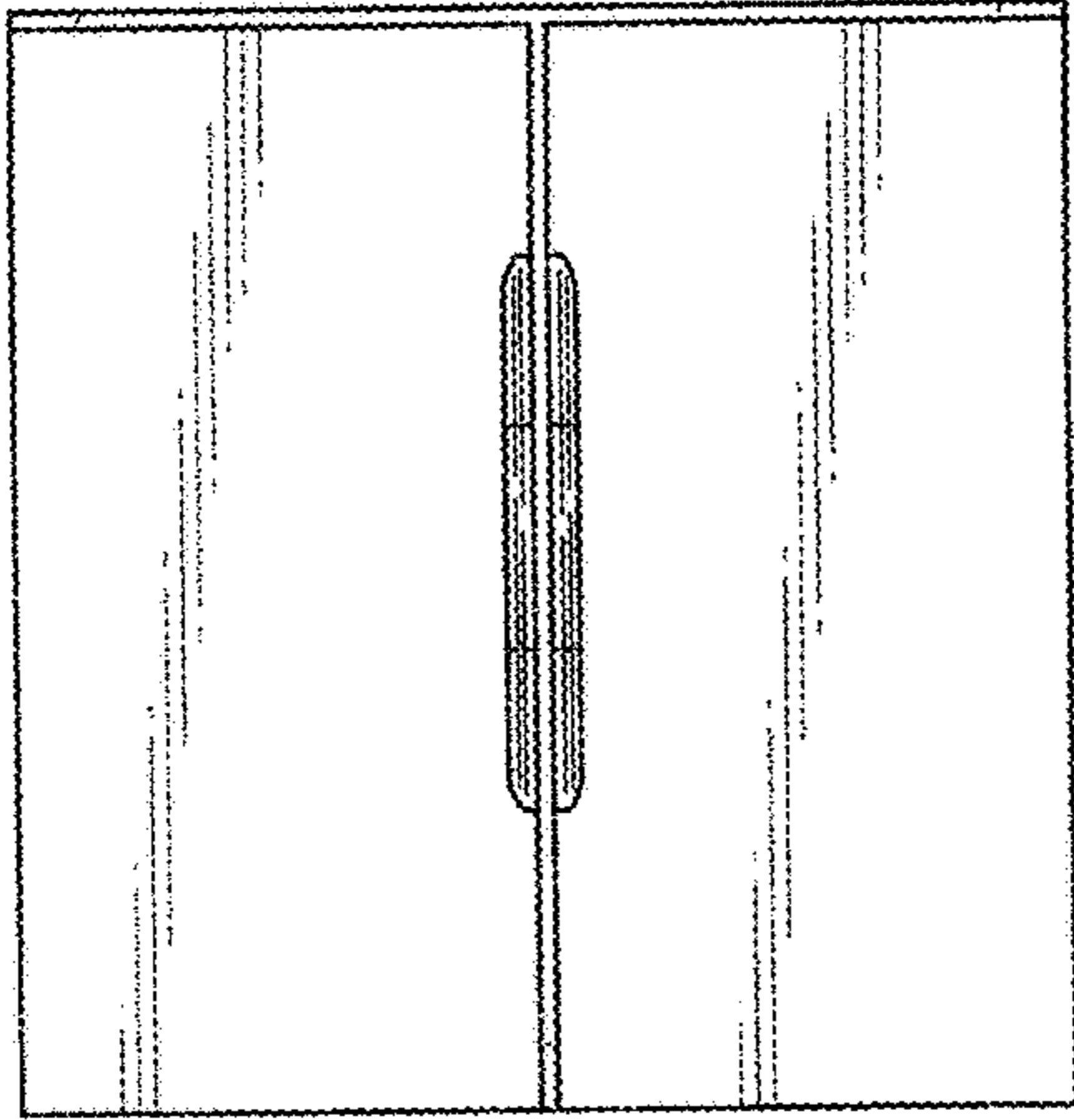


FIG. 3




FIG. 2




FIG. 4

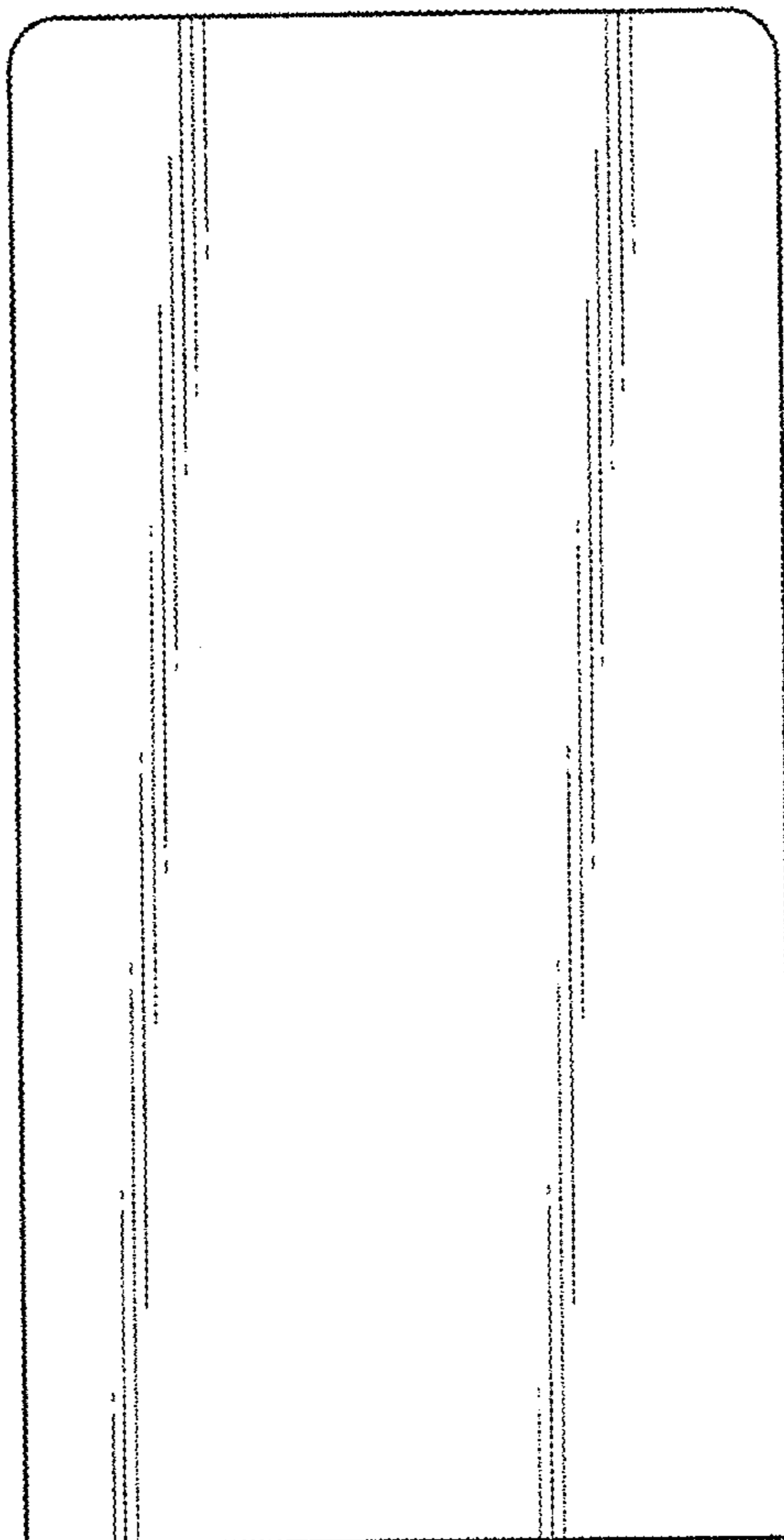


FIG. 5




FIG. 6

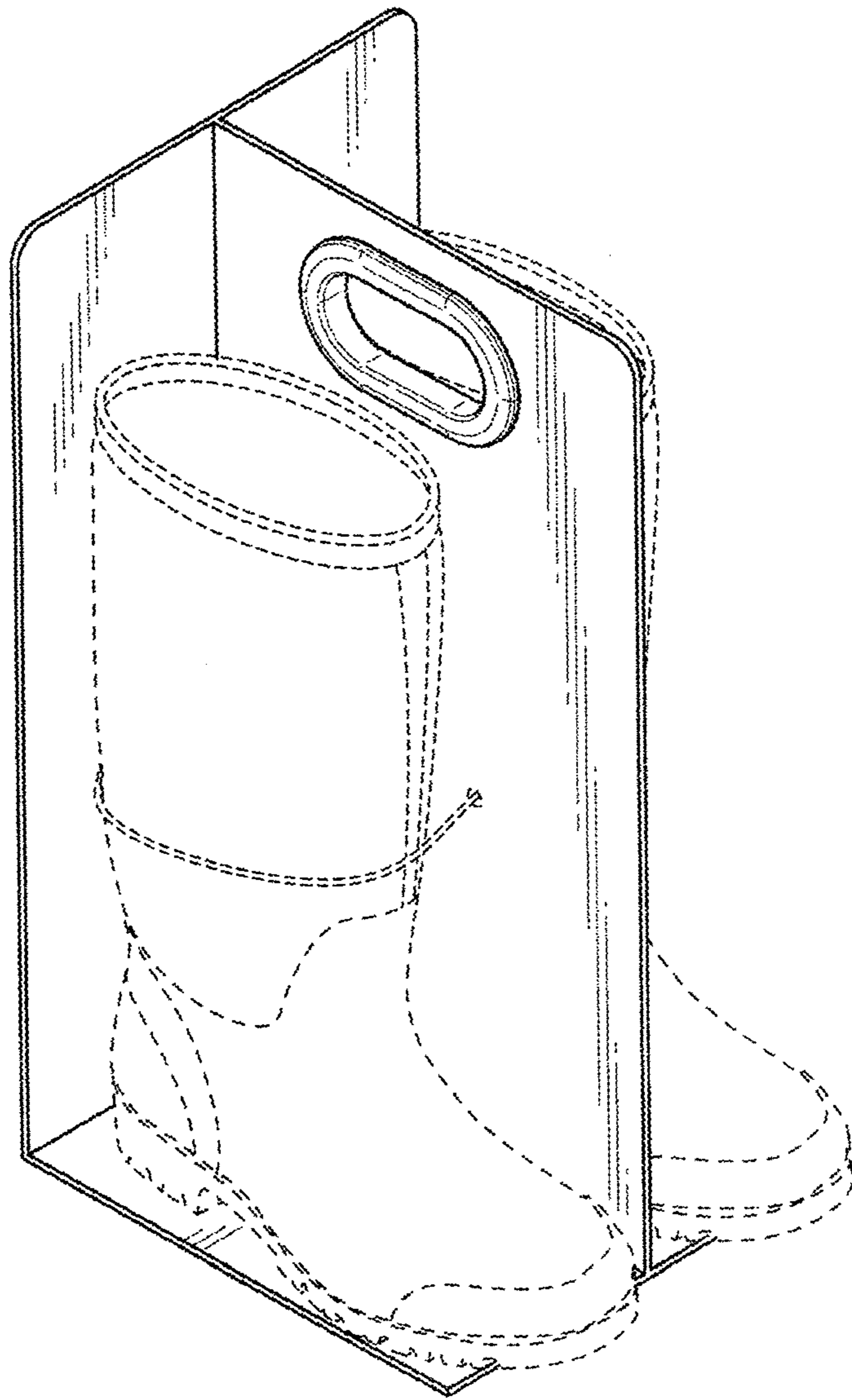


FIG. 7