



US00D842686S

(12) **United States Design Patent**
Dittrich et al.

(10) **Patent No.:** **US D842,686 S**
(45) **Date of Patent:** **** Mar. 12, 2019**

- (54) **HOOK RACK**
- (71) Applicant: **Spectrum Diversified Designs, LLC**,
Streetsboro, OH (US)
- (72) Inventors: **Megan Dittrich**, Twinsburg, OH (US);
Aaron D. Goodman, Beachwood, OH (US)
- (73) Assignee: **Spectrum Diversified Designs, LLC**,
Streetsboro, OH (US)
- (**) Term: **15 Years**
- (21) Appl. No.: **29/633,591**
- (22) Filed: **Jan. 15, 2018**
- (51) **LOC (11) Cl.** **08-05**
- (52) **U.S. Cl.**
USPC **D8/372**
- (58) **Field of Classification Search**
USPC D6/315–328, 552, 553, 566; 211/1, 10,
211/13.1, 30, 32, 85.3, 85.7, 87.01, 113;
248/303; D8/372, 367, 354, 349;
223/85–98
CPC A47G 25/32; A47G 25/28; A47G 25/10;
A47G 25/743; A47G 25/746; A47G
25/36; A47G 25/0664; A47G 29/08;
A47G 33/1246; A47G 29/00; A47F
5/0006; A47F 7/06; A47F 5/0018; A47F
5/08; A47F 7/19; A47F 7/0028; A47F
5/0823; A47F 5/0815; A47F 5/0876;
A47F 5/101
See application file for complete search history.

(56) **References Cited**

U.S. PATENT DOCUMENTS

- D465,406 S * 11/2002 Goodman D6/566
- D465,998 S * 11/2002 Goodman D6/566
- D473,455 S * 4/2003 Goodman D6/513
- D491,791 S * 6/2004 Snell D8/367

- D581,711 S * 12/2008 Goodman D6/572
- D654,737 S * 2/2012 Guindi D6/514
- D666,856 S * 9/2012 Goodman D6/566
- D666,859 S * 9/2012 Goodman D6/566
- D706,612 S * 6/2014 Goodman D8/372
- D706,614 S * 6/2014 Schraufnagel D8/372
- D707,539 S * 6/2014 Goodman D8/372
- D707,540 S * 6/2014 Goodman D8/372
- D707,542 S * 6/2014 Goodman D8/372
- D708,049 S * 7/2014 Goodman D8/372
- D716,134 S * 10/2014 Pan D8/372
- D751,372 S * 3/2016 Thompson D8/372
- D764,263 S * 8/2016 Goodman D8/370
- D779,927 S * 2/2017 Marshall D8/367
- D784,046 S * 4/2017 Goodman D6/572
- D787,922 S * 5/2017 Ghiorghie D8/372
- D797,471 S * 9/2017 Knight D6/567
- D802,325 S * 11/2017 Holguin D6/513
- D809,371 S * 2/2018 Forrest D8/372

(Continued)

Primary Examiner — David G Muller

Assistant Examiner — Nathan M Johnston

(74) *Attorney, Agent, or Firm* — Renner, Otto, Boisselle
and Sklar, LLP

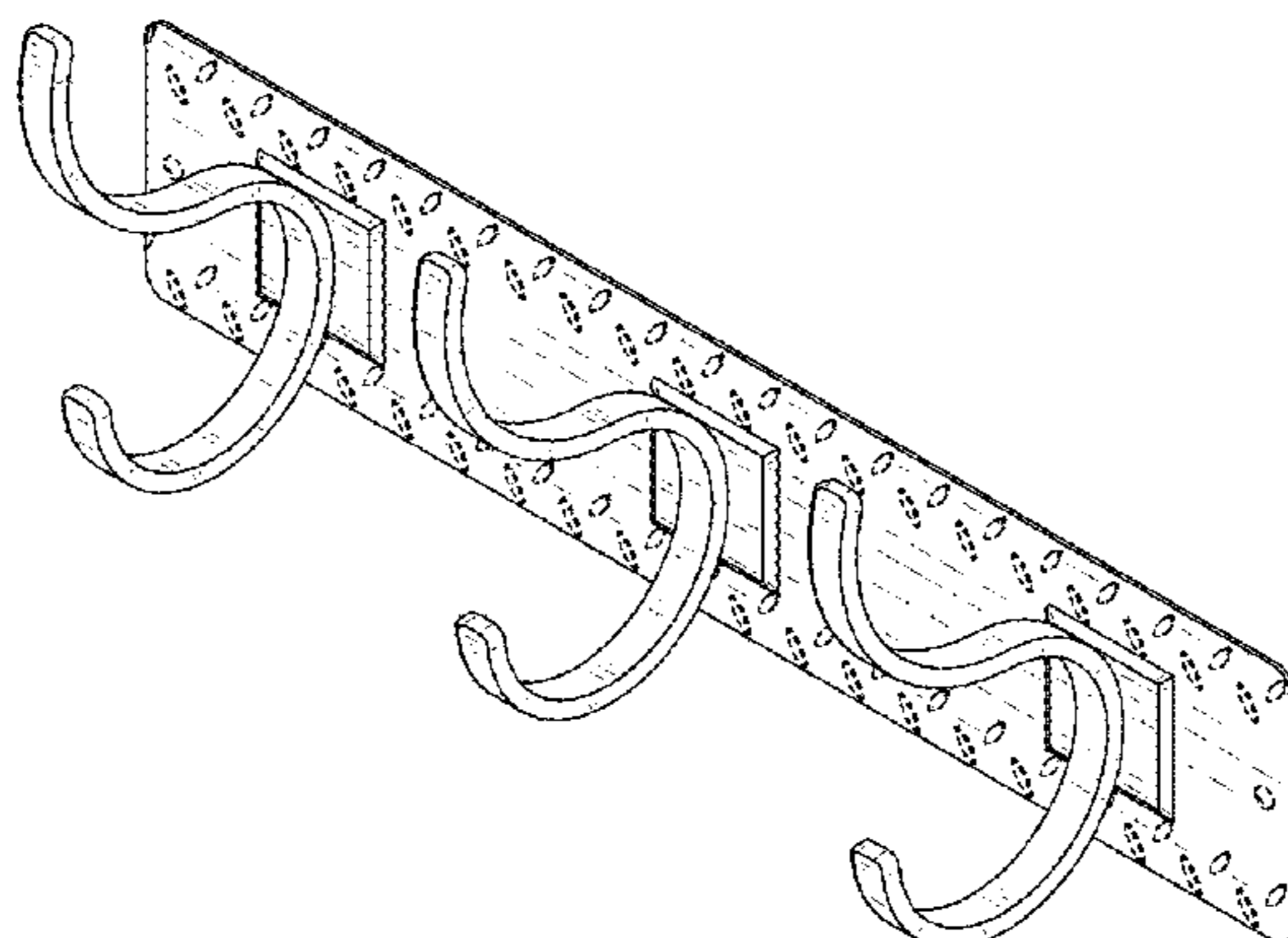
(57) **CLAIM**

The ornamental design for a hook rack, as shown and described.

DESCRIPTION

FIG. 1 is a top, right, front perspective view of a hook rack showing our new design;
 FIG. 2 is a front elevation view thereof;
 FIG. 3 is a rear elevation view thereof;
 FIG. 4 is a right side elevation view thereof;
 FIG. 5 is a left side elevation view thereof;
 FIG. 6 is a top plan view thereof; and,
 FIG. 7 is a bottom plan view thereof.
 The broken line showing is for the purpose of illustrating unclaimed portions of the article and forms no part of the claimed design.

1 Claim, 4 Drawing Sheets



(56)

References Cited

U.S. PATENT DOCUMENTS

D829,538 S * 10/2018 Kim D8/367
2010/0084530 A1* 4/2010 Lai A47B 96/067
248/304
2013/0105653 A1* 5/2013 Borys F16B 45/00
248/304

* cited by examiner

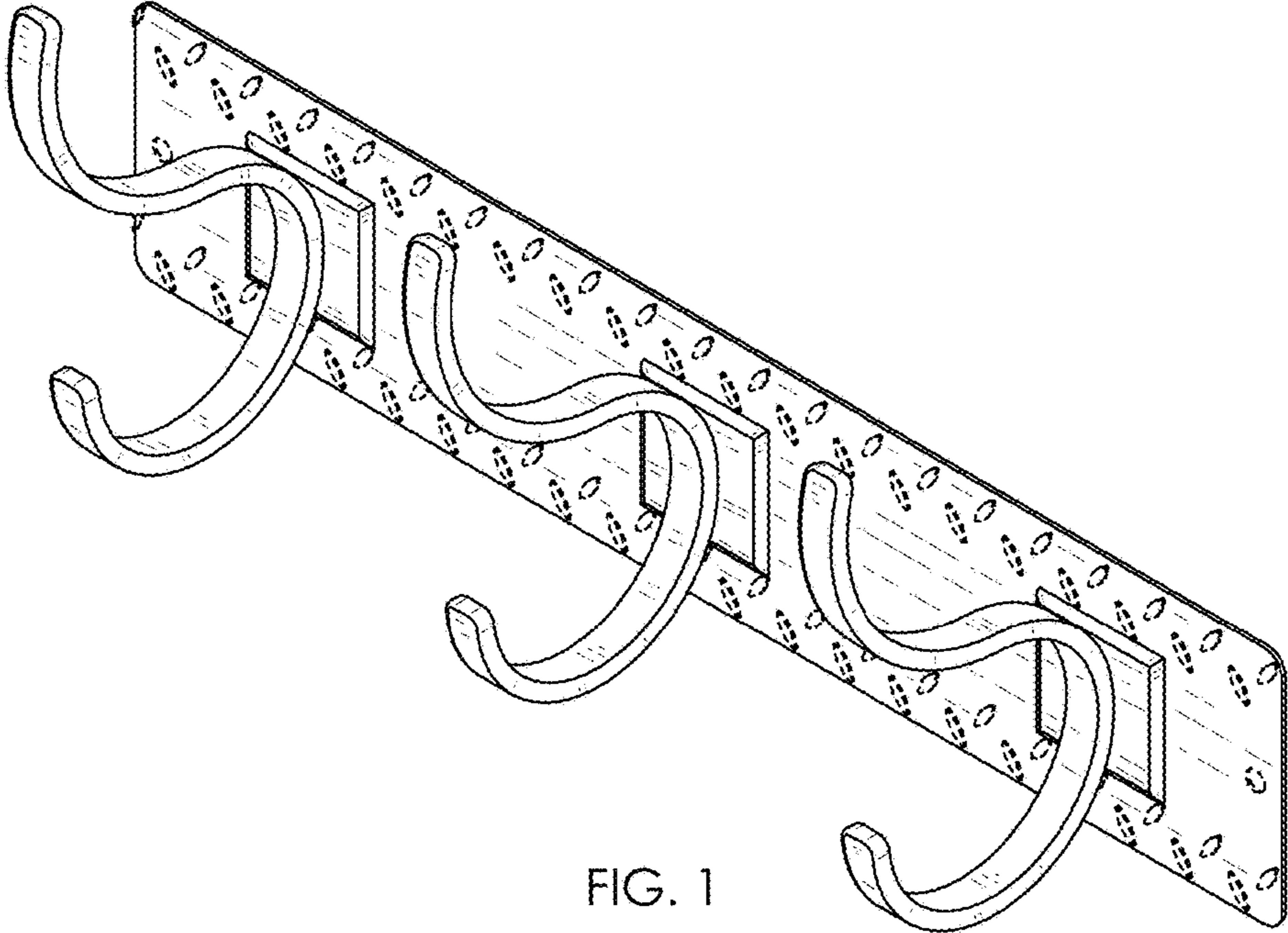


FIG. 1

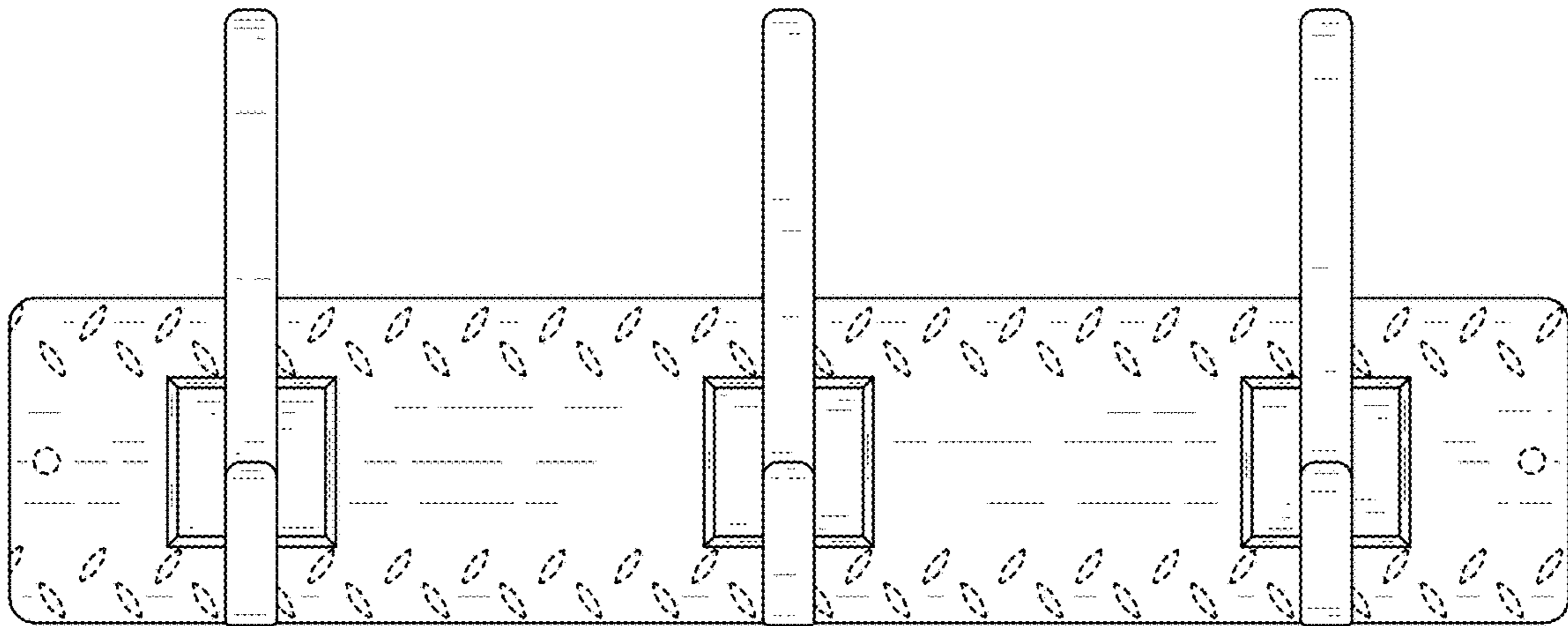


FIG. 2

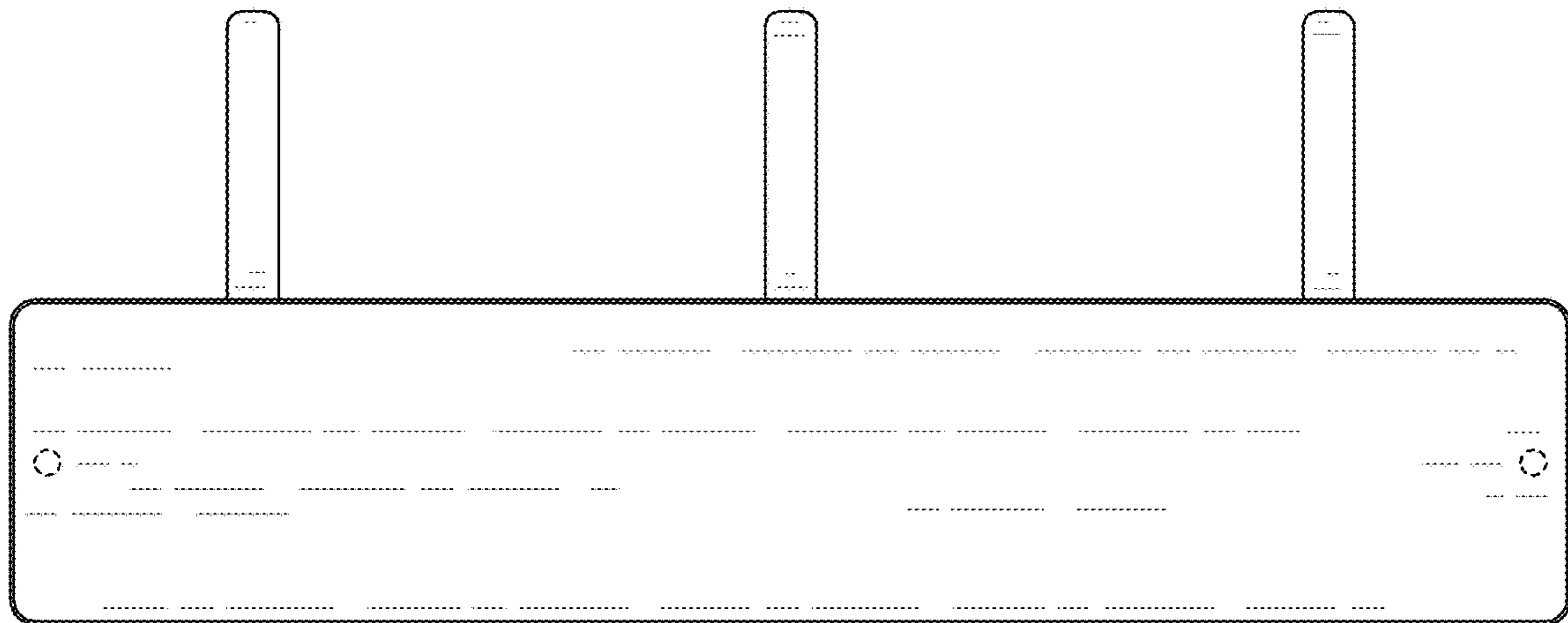


FIG. 3

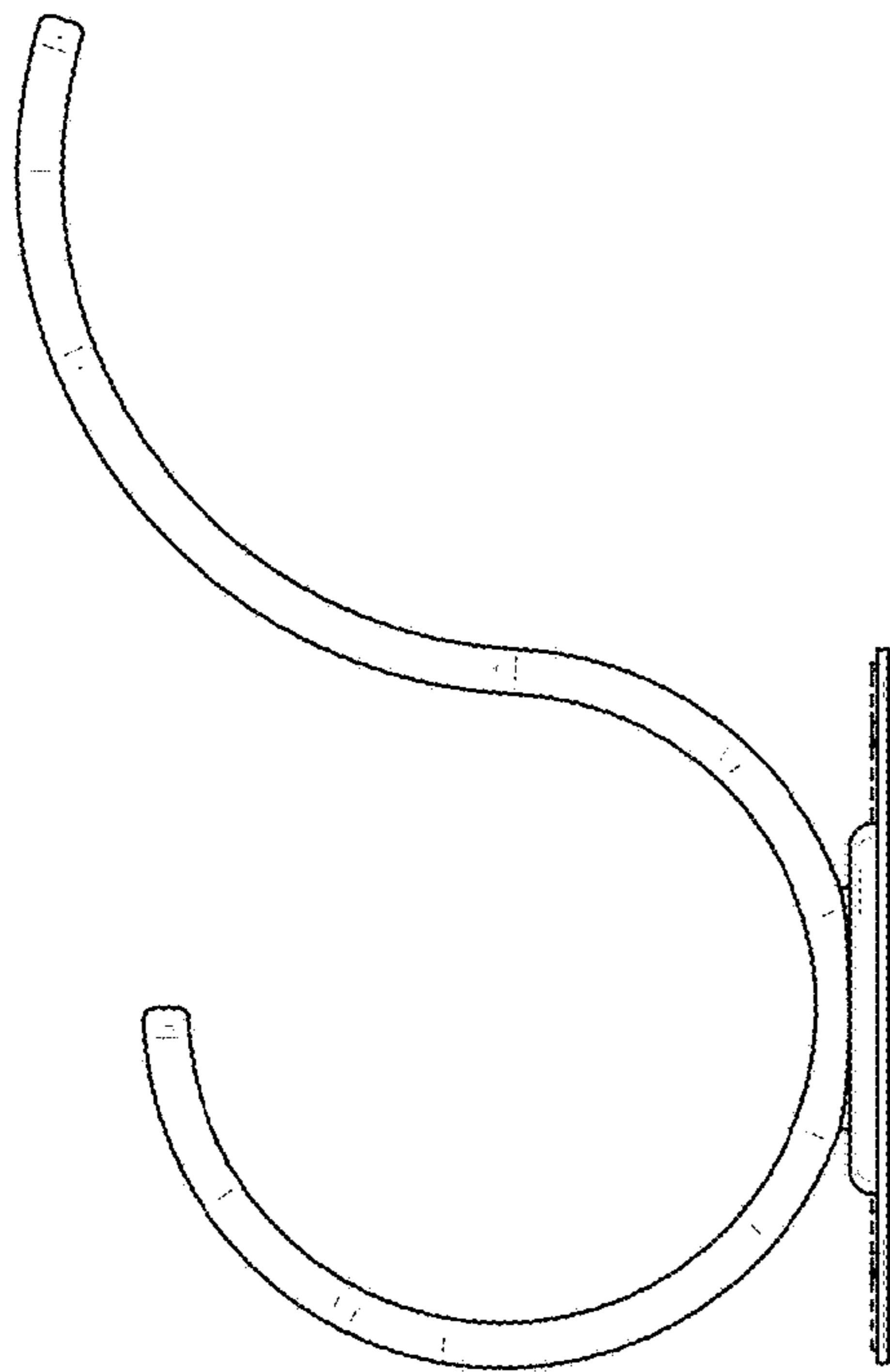


FIG. 4

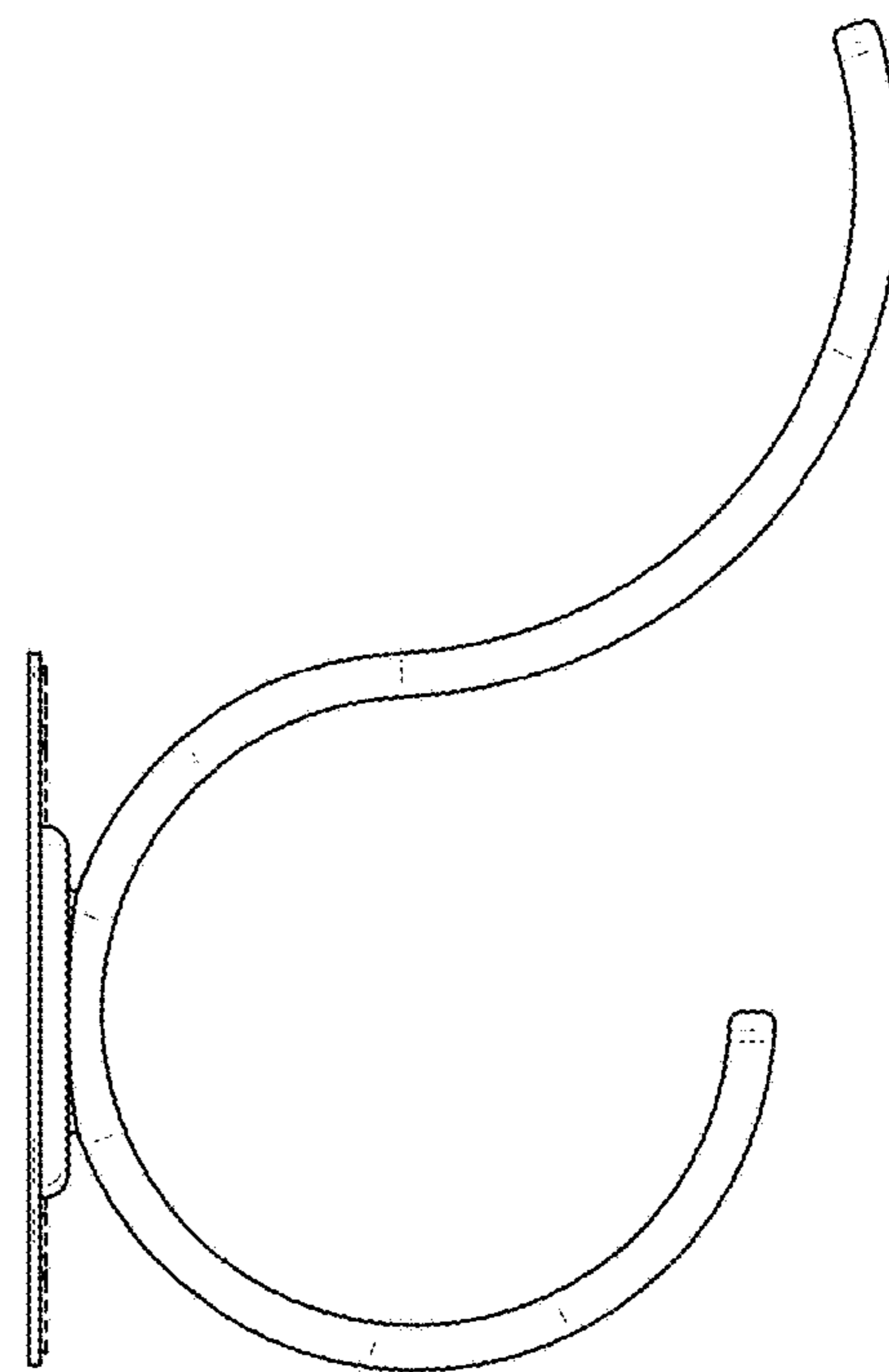


FIG. 5

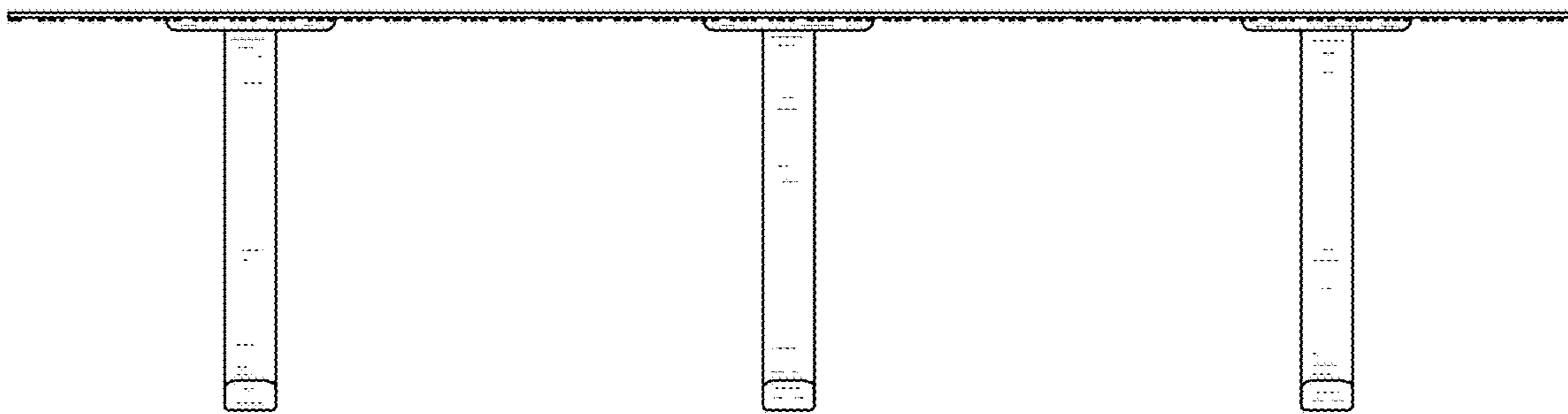


FIG. 6

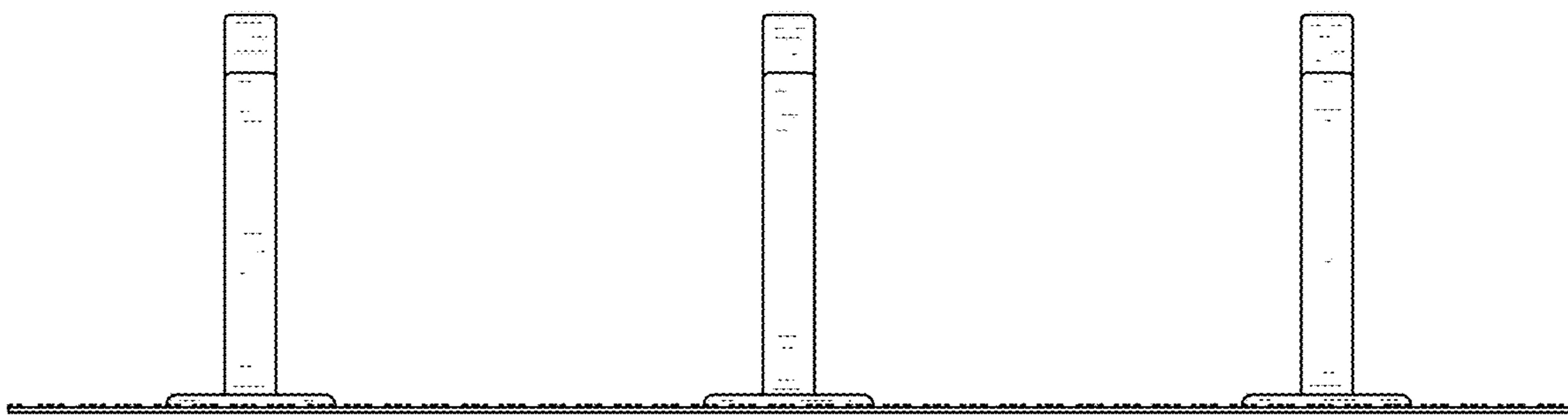


FIG. 7