

US00D842676S

(12) **United States Design Patent** (10) **Patent No.:** **US D842,676 S**  
**Rummel et al.** (45) **Date of Patent:** **\*\* Mar. 12, 2019**

(54) **HANDLE**  
(71) Applicant: **BRITA GMBH**, Taunusstein (DE)  
(72) Inventors: **Christian Rummel**, Benningen (DE);  
**Tim Storti**, Schwieberdingen (DE)  
(73) Assignee: **BRITA GMBH**, Taunusstein (DE)  
(\*\*) Term: **15 Years**

D582,209 S \* 12/2008 Thomas ..... D7/394  
D587,964 S \* 3/2009 Thomas ..... D7/397  
D640,897 S \* 7/2011 Chung ..... D7/394  
D702,490 S \* 4/2014 Sanchez ..... D7/394  
2007/0266861 A1\* 11/2007 Hart ..... A47J 31/4403  
99/279  
2011/0083764 A1\* 4/2011 Hart ..... B67D 3/00  
137/801  
2014/0261875 A1\* 9/2014 Groesbeck ..... B67D 3/0067  
141/18  
2017/0023289 A1\* 1/2017 Anderson ..... F25D 3/08  
2017/0336135 A1\* 11/2017 Jacobsen ..... F25D 31/002

(21) Appl. No.: **29/602,636**  
(22) Filed: **May 2, 2017**

**FOREIGN PATENT DOCUMENTS**

(30) **Foreign Application Priority Data**

CN 302021884 S 8/2012  
JP 1384352 S 3/2010  
TW 161924 S 7/2014

Nov. 3, 2016 (EM) ..... 003 445 733

\* cited by examiner

(51) **LOC (11) Cl.** ..... **08-06**  
(52) **U.S. Cl.**  
USPC ..... **D8/308**; D7/394  
(58) **Field of Classification Search**  
USPC ..... D8/300, 307, 308, 313, 314; D7/398,  
D7/394; D23/250, 252  
CPC .. F25D 31/00; F25D 3/06; B67D 3/00; B67D  
3/0032; B67D 3/0083; B67D 3/0061  
See application file for complete search history.

*Primary Examiner* — Lauren R Calve  
(74) *Attorney, Agent, or Firm* — Hudak, Shunk & Farine  
Co. LPA

(56) **References Cited**

(57) **CLAIM**

The ornamental design for a handle, as shown and described.

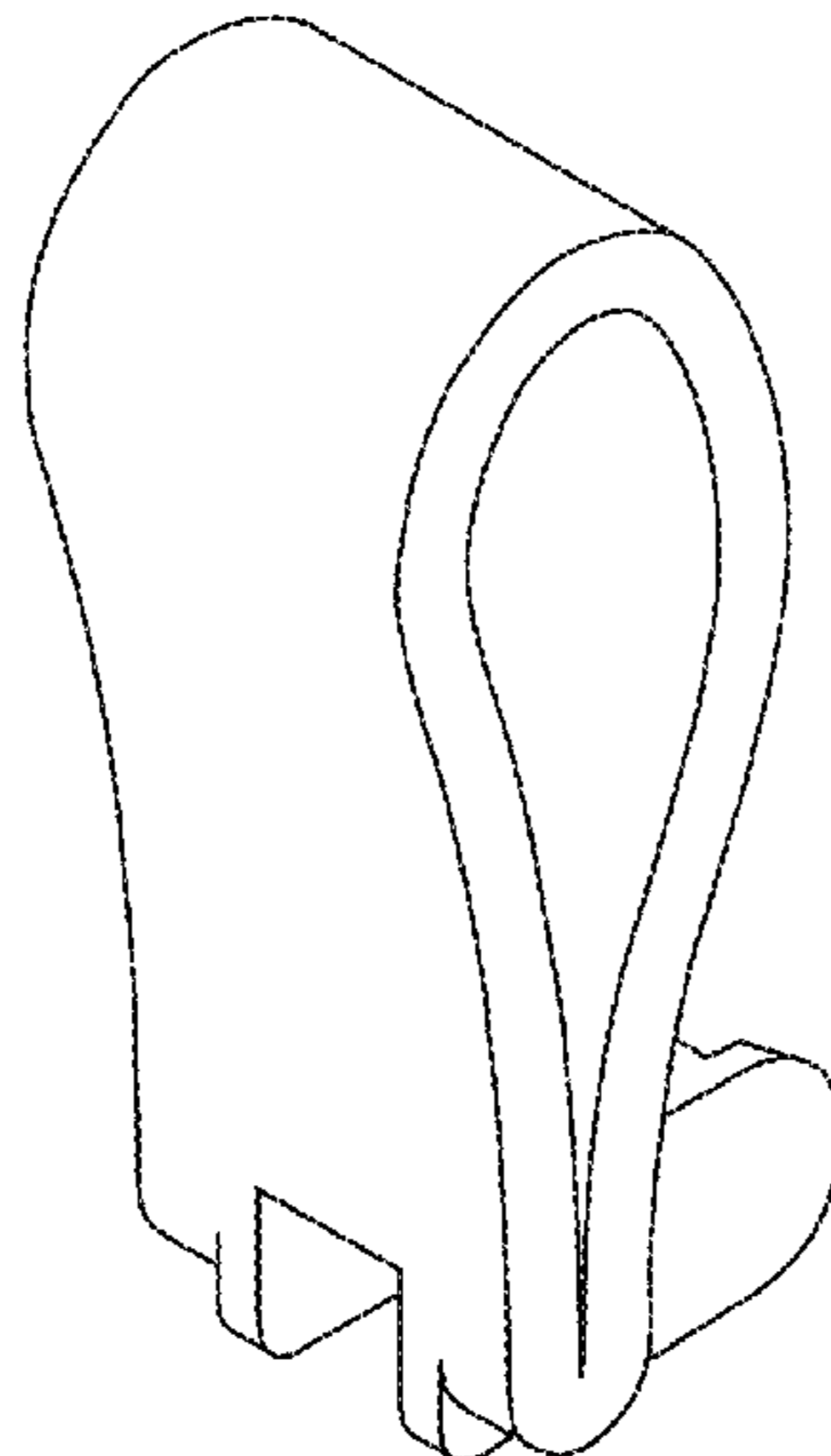
**U.S. PATENT DOCUMENTS**

**DESCRIPTION**

D218,279 S \* 8/1970 Chaumont ..... D8/308  
D268,323 S \* 3/1983 Schaumloffel ..... D8/300  
D324,414 S \* 3/1992 Bonnell ..... D23/252  
6,053,367 A \* 4/2000 Pejoine ..... B67D 3/0029  
222/153.01  
D493,331 S \* 7/2004 Munoz ..... D7/394  
D502,641 S \* 3/2005 Marko ..... D8/301  
D506,529 S \* 6/2005 Roethel ..... D23/252

FIG. 1 is a top front right perspective view of a handle;  
FIG. 2 is a top view thereof;  
FIG. 3 is a bottom view thereof;  
FIG. 4 is a right side view thereof;  
FIG. 5 is a left side view thereof;  
FIG. 6 is a front view thereof; and,  
FIG. 7 is a rear view thereof.  
The broken lines in the drawings depict portions of the  
handle that form no part of the claim.

**1 Claim, 7 Drawing Sheets**



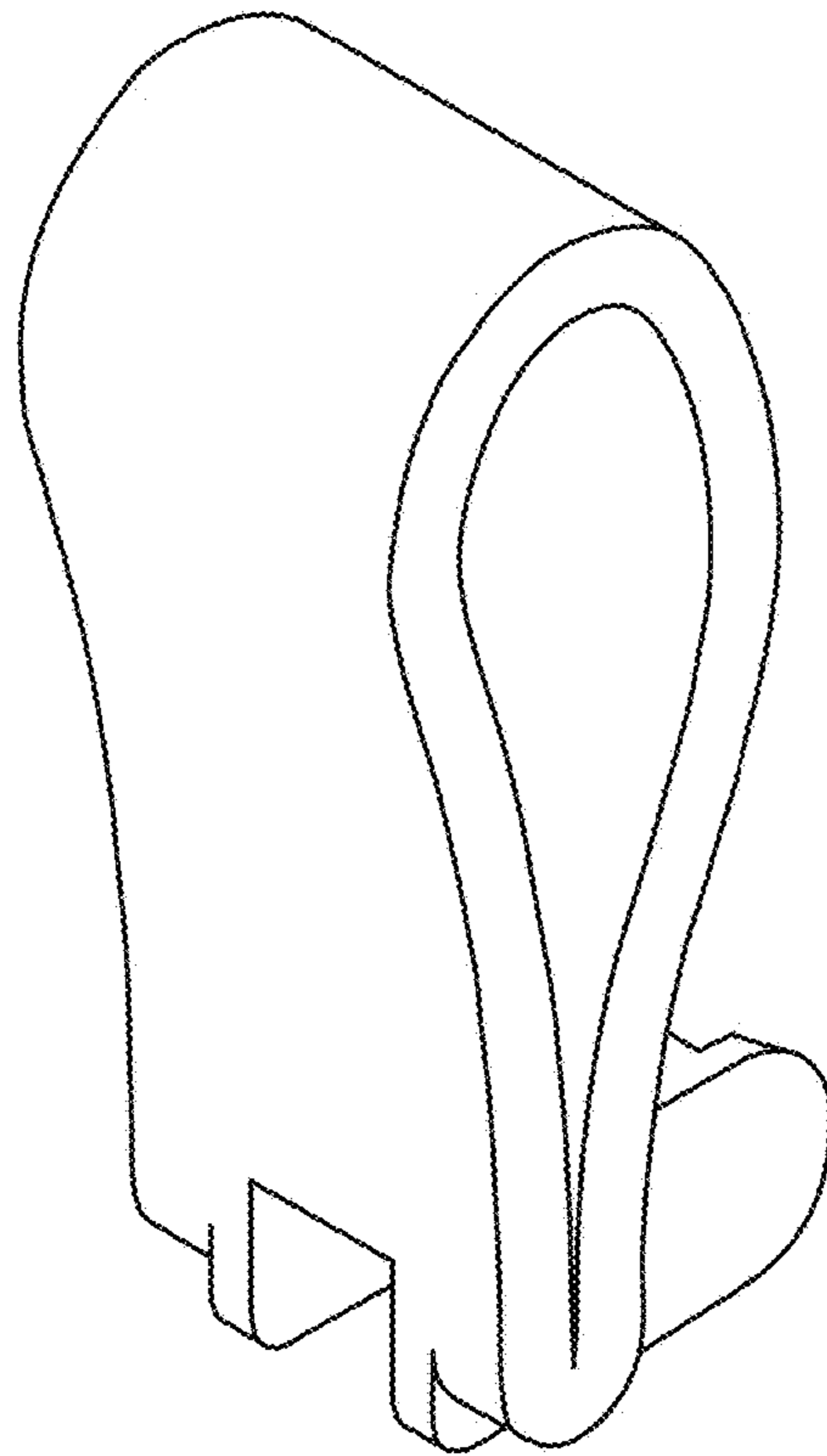


FIG. 1

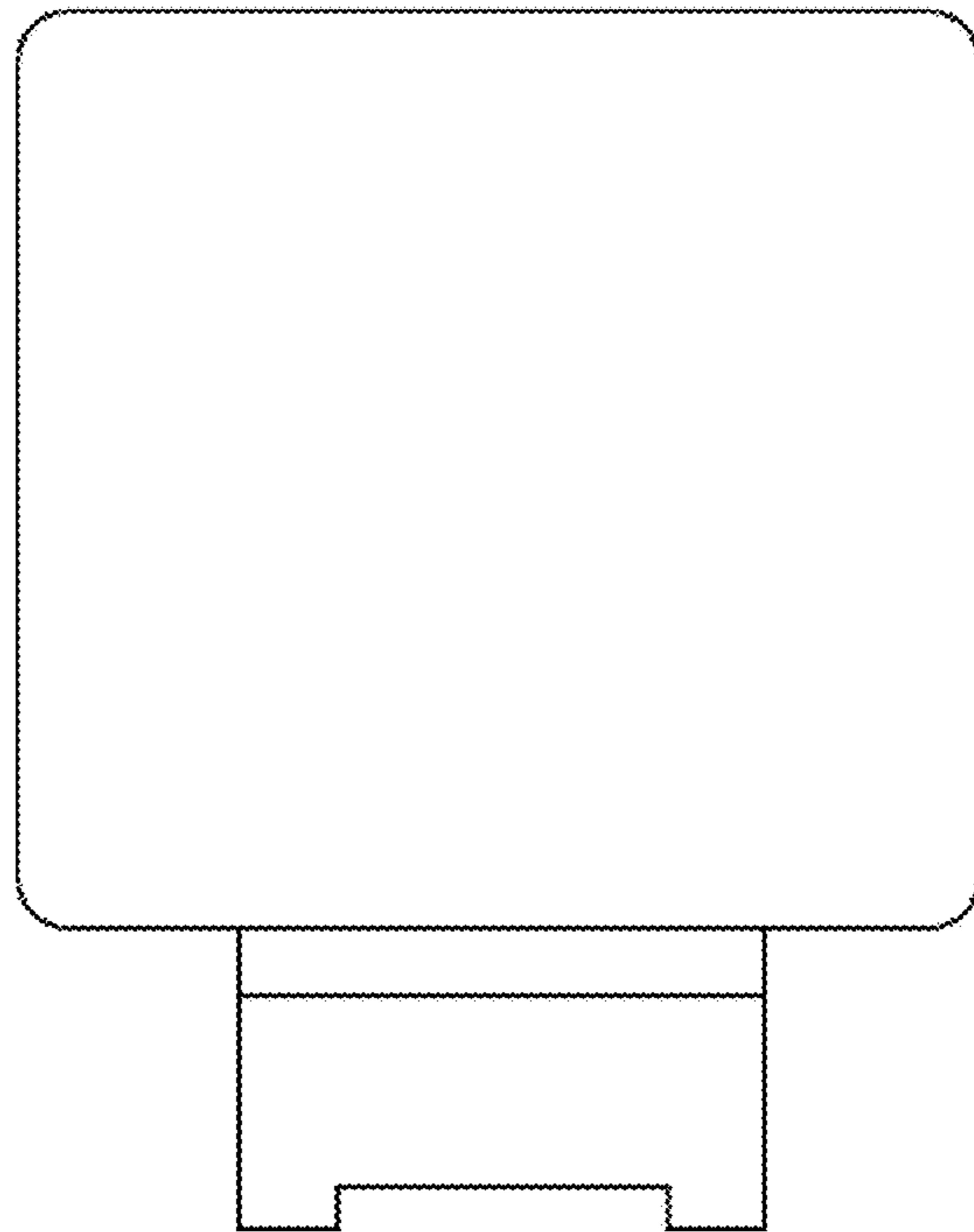


FIG. 2

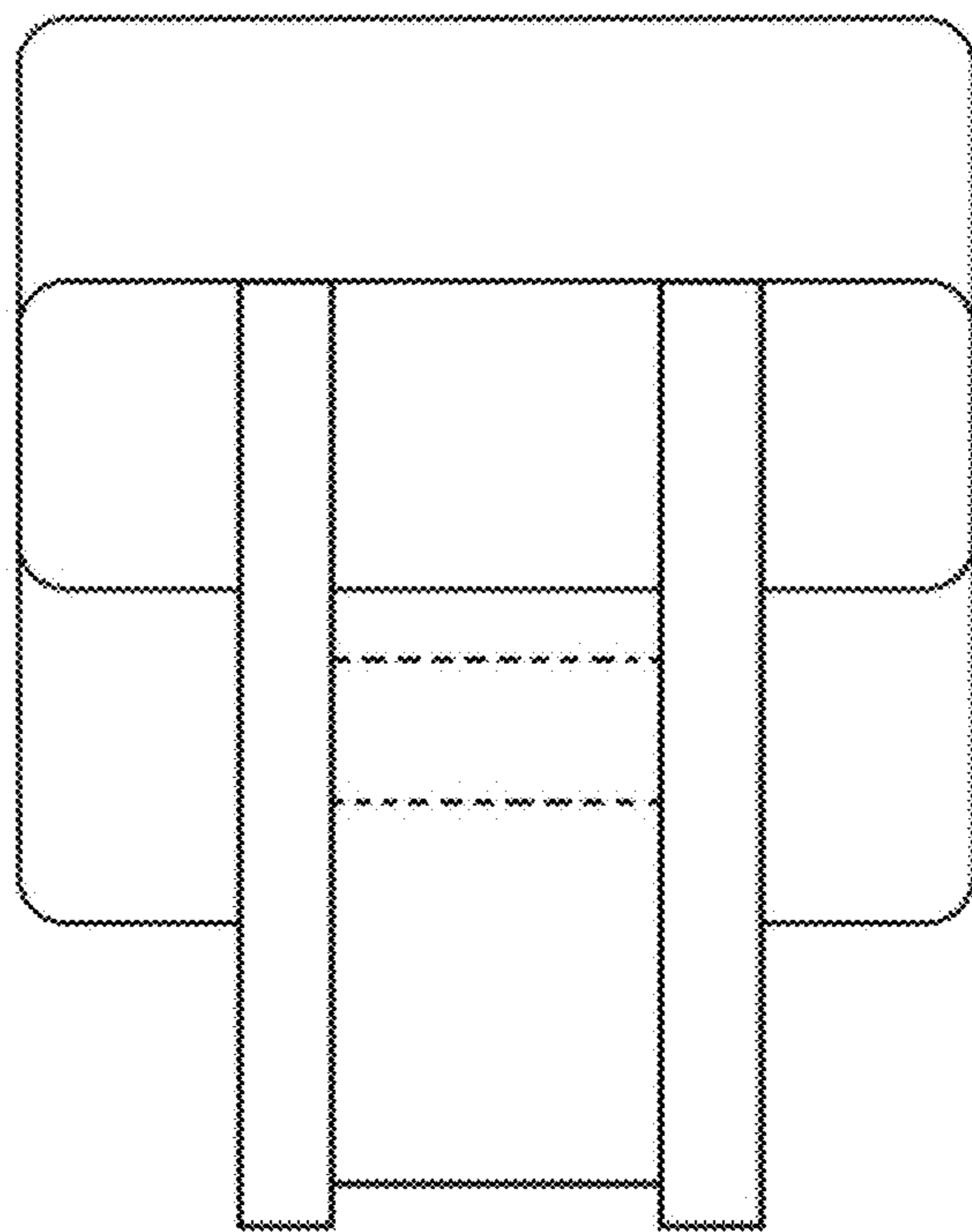


FIG. 3

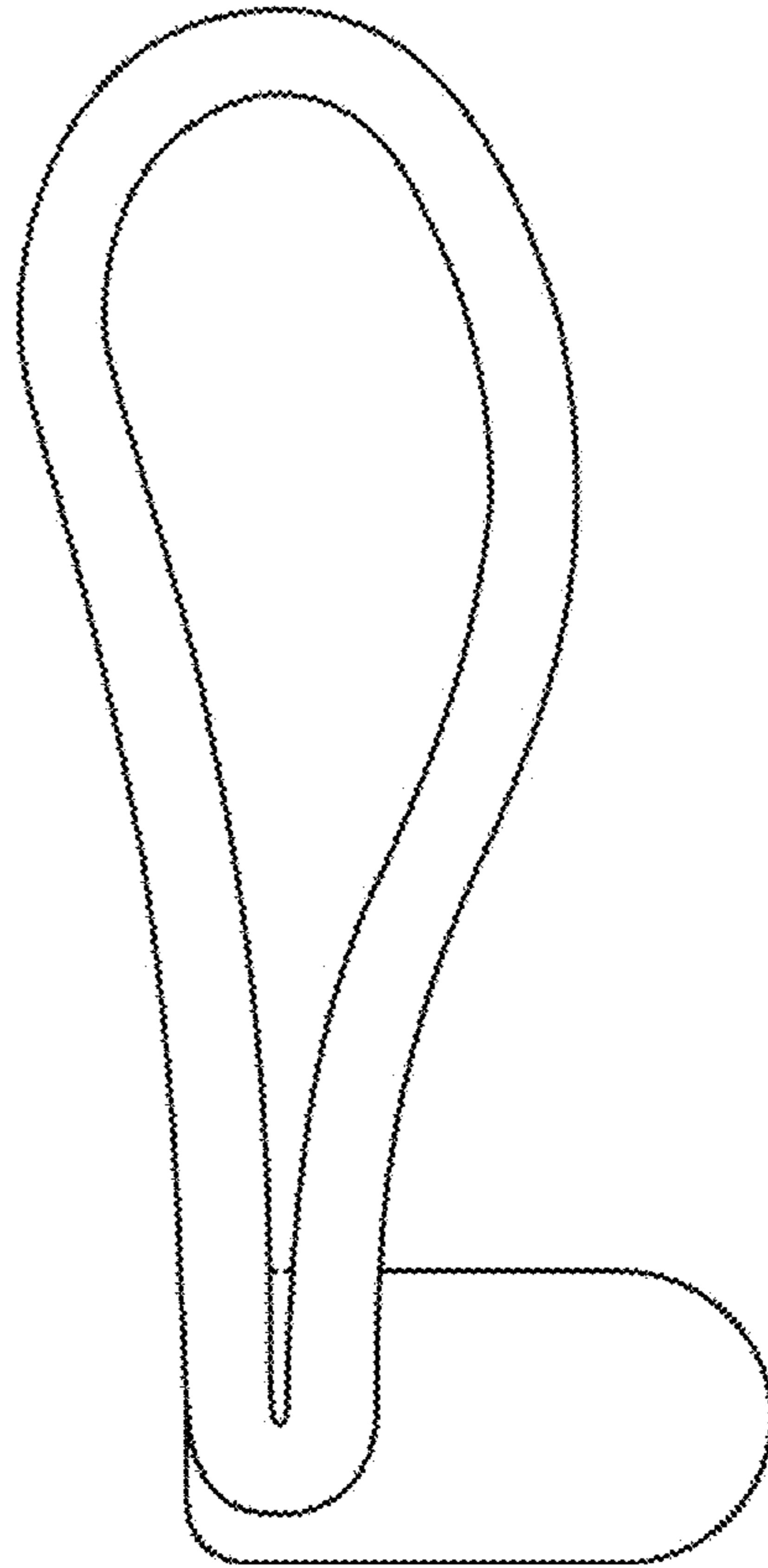


FIG. 4

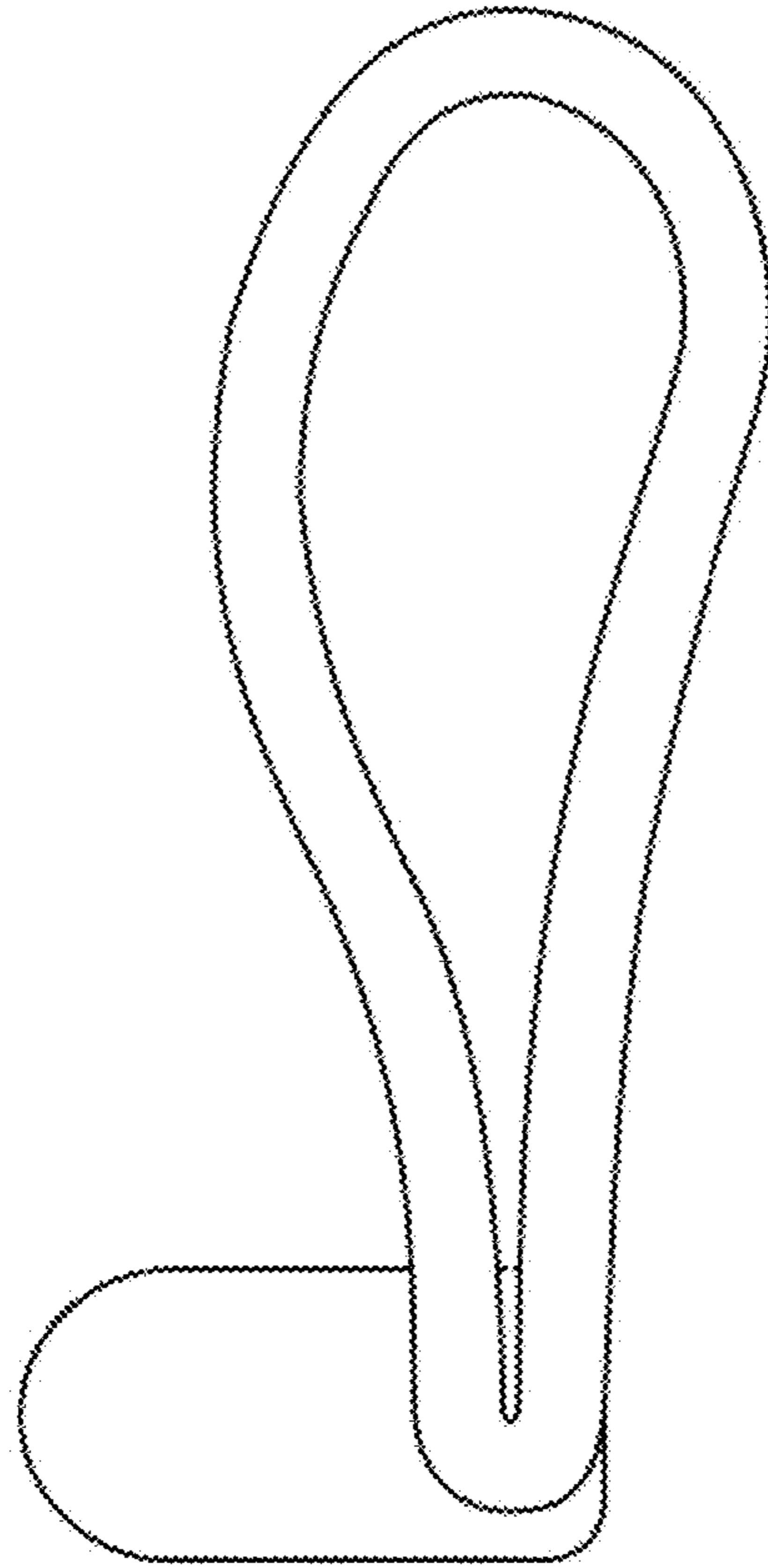


FIG. 5




FIG. 6




FIG. 7