



US00D842667S

(12) **United States Design Patent**  
**Macor**

(10) **Patent No.:** **US D842,667 S**  
(45) **Date of Patent:** **\*\* Mar. 12, 2019**

- (54) **DOUBLE-ENDED BOX WRENCH**
- (71) Applicant: **Richard J. Macor**, Easton, PA (US)
- (72) Inventor: **Richard J. Macor**, Easton, PA (US)
- (73) Assignee: **Proprietary Technologies, Inc.**
- (\*\*) Term: **15 Years**
- (21) Appl. No.: **29/651,296**
- (22) Filed: **Mar. 30, 2018**
- (51) **LOC (11) Cl.** ..... **08-05**
- (52) **U.S. Cl.**  
USPC ..... **D8/21; D8/27; D8/28**
- (58) **Field of Classification Search**  
USPC .... D8/25, 60, 97, 107, 21, 82-87, 308, 307;  
81/177.1, 177.85, 121.1, 124.3, 165-170,  
81/110.1, 176.2, 124.6, 176.1, 176.15,  
81/177.2, 186; 16/110.1  
CPC .... B25B 1/00; B25B 7/00; B25B 9/00; B25B  
13/00  
See application file for complete search history.

(56) **References Cited**

**U.S. PATENT DOCUMENTS**

- D622,799 S \* 8/2010 Cameron ..... A63B 59/50  
D21/794
- D718,104 S \* 11/2014 Macor ..... D8/21

D737,641 S \* 9/2015 Macor ..... D8/21  
D737,642 S \* 9/2015 Macor ..... D8/21

\* cited by examiner

*Primary Examiner* — Randall H Gholson

(57) **CLAIM**

The ornamental design for a double-ended box wrench, as shown and described.

**DESCRIPTION**

This patent application may relate to one or more of the following patents granted to the inventor herein: U.S. Pat. Nos. D737642; D737641; D718104; D701439; D701438; D701437; D681409; D604130; 7,047,845; 6,959,628; D494833; 6,792,833; 6,655,239; D481613.

FIG. 1 is a top plan view of a double-ended box wrench showing my new design;

FIG. 2 is a bottom plan view thereof;

FIG. 3 is a right side elevation view thereof; and,

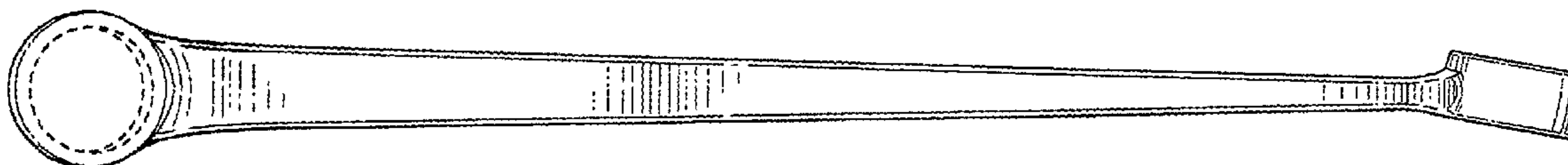
FIG. 4 is a left side elevation view thereof.

The front of the extra long wrench forms no part of the claimed design.

The rear of the extra long wrench forms no part of the claimed design.

The broken line disclosure of the extra long wrench shown in FIGS. 1-4 define the boundaries of the claimed subject matter, but form no part of it.

**1 Claim, 1 Drawing Sheet**



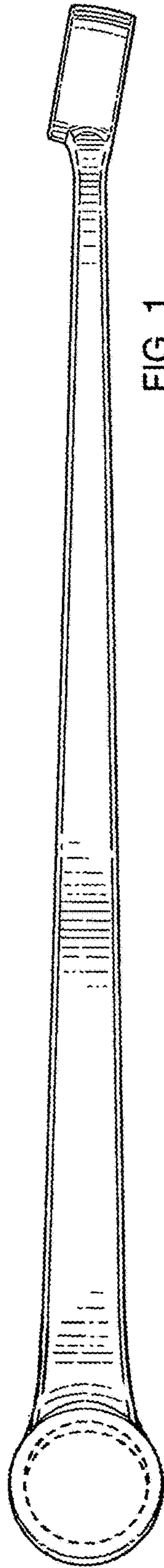


FIG. 1

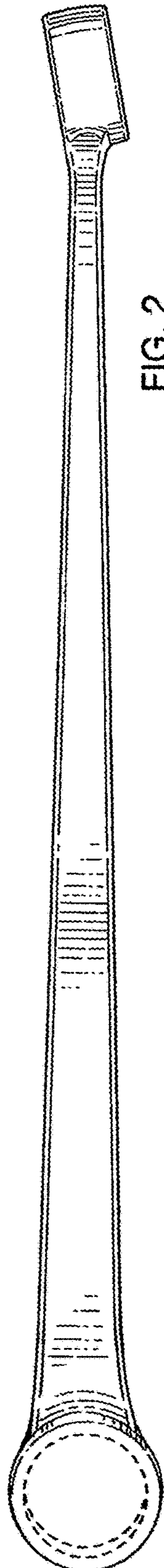


FIG. 2

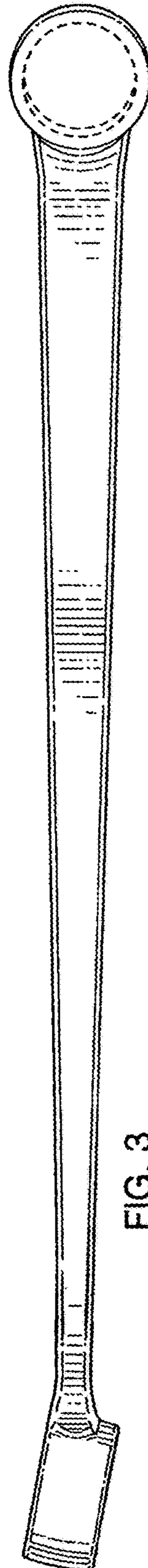


FIG. 3

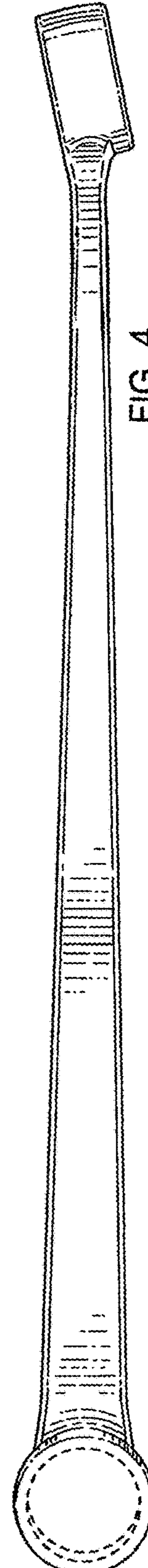


FIG. 4