



US00D842657S

(12) **United States Design Patent**
Topping

(10) **Patent No.:** **US D842,657 S**
(45) **Date of Patent:** **** Mar. 12, 2019**

(54) **CUP HOLDER**

2010/0209662 A1* 8/2010 Slade A47G 23/02
428/131

(71) Applicant: **Dana J. Topping**, San Jose, CA (US)

* cited by examiner

(72) Inventor: **Dana J. Topping**, San Jose, CA (US)

Primary Examiner — Terry A Wallace

(**) Term: **15 Years**

(74) *Attorney, Agent, or Firm* — Fenwick & West LLP

(21) Appl. No.: **29/608,709**

(57) **CLAIM**

(22) Filed: **Jun. 23, 2017**

I claim the ornamental design for a cup holder, as shown and described.

(51) **LOC (11) Cl.** **07-06**

DESCRIPTION

(52) **U.S. Cl.**
USPC **D7/619.1**

(58) **Field of Classification Search**
USPC D7/619.1–625, 701–708
CPC A47G 23/02; A47G 23/0216; A47G
23/0225; A47C 7/62; A47C 7/68; B60N
3/102

FIG. 1 is a perspective view of an embodiment of a cup holder.

FIG. 2 is a top view of the embodiment of a cup holder.

FIG. 3 is a first side view of the embodiment of a cup holder.

FIG. 4 is a second side view of the embodiment of a cup holder.

FIG. 5 is a third side view of the embodiment of a cup holder; and,

FIG. 6 is a fourth side view of the embodiment of a cup holder.

See application file for complete search history.

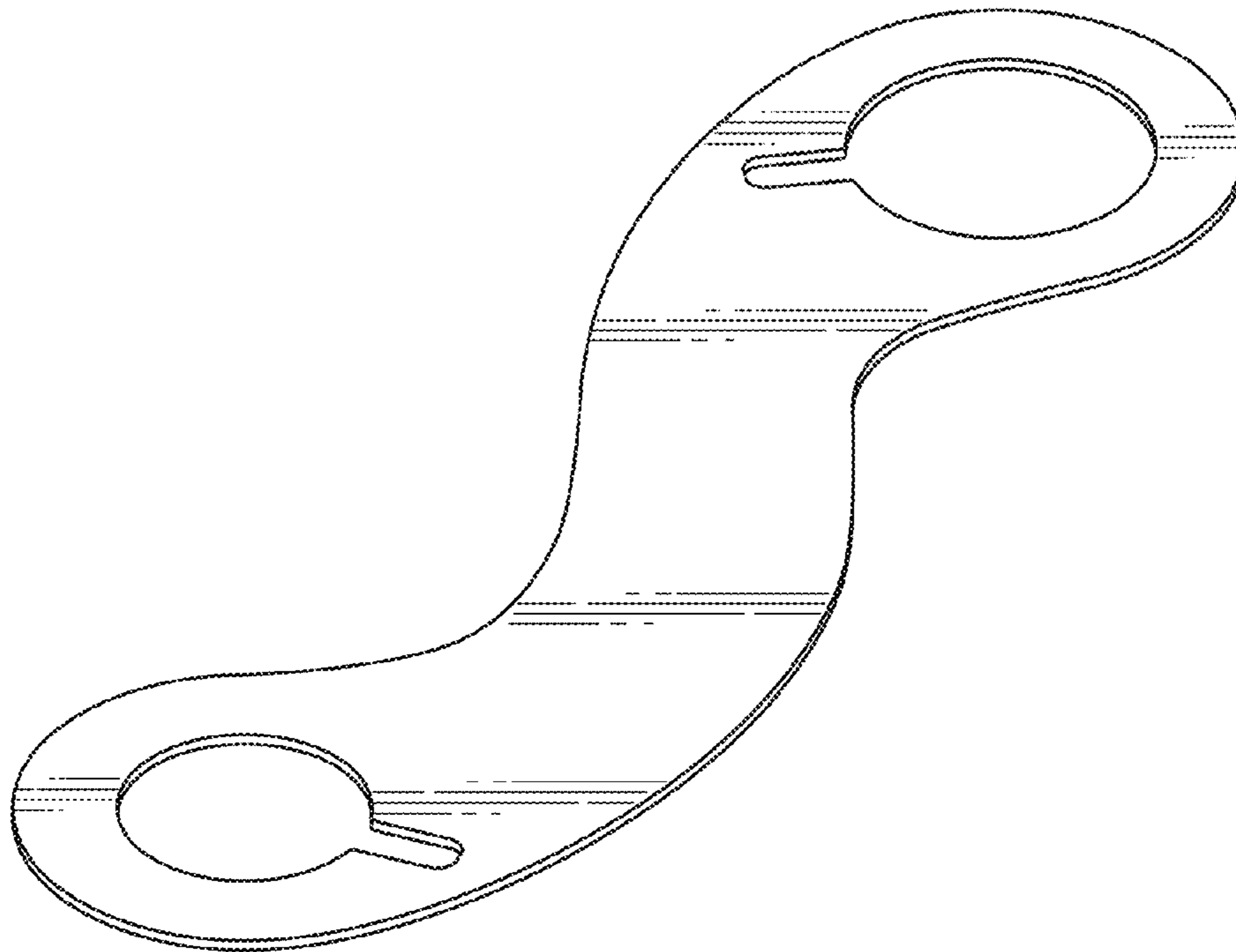
The broken lines are directed to environment and are for illustrative purposes only; the broken lines form no part of the claimed design.

(56) **References Cited**

U.S. PATENT DOCUMENTS

D317,998 S * 7/1991 Sanford D7/701
D575,600 S * 8/2008 Mayer D7/553.1
D614,926 S * 5/2010 Cox D7/708

1 Claim, 4 Drawing Sheets



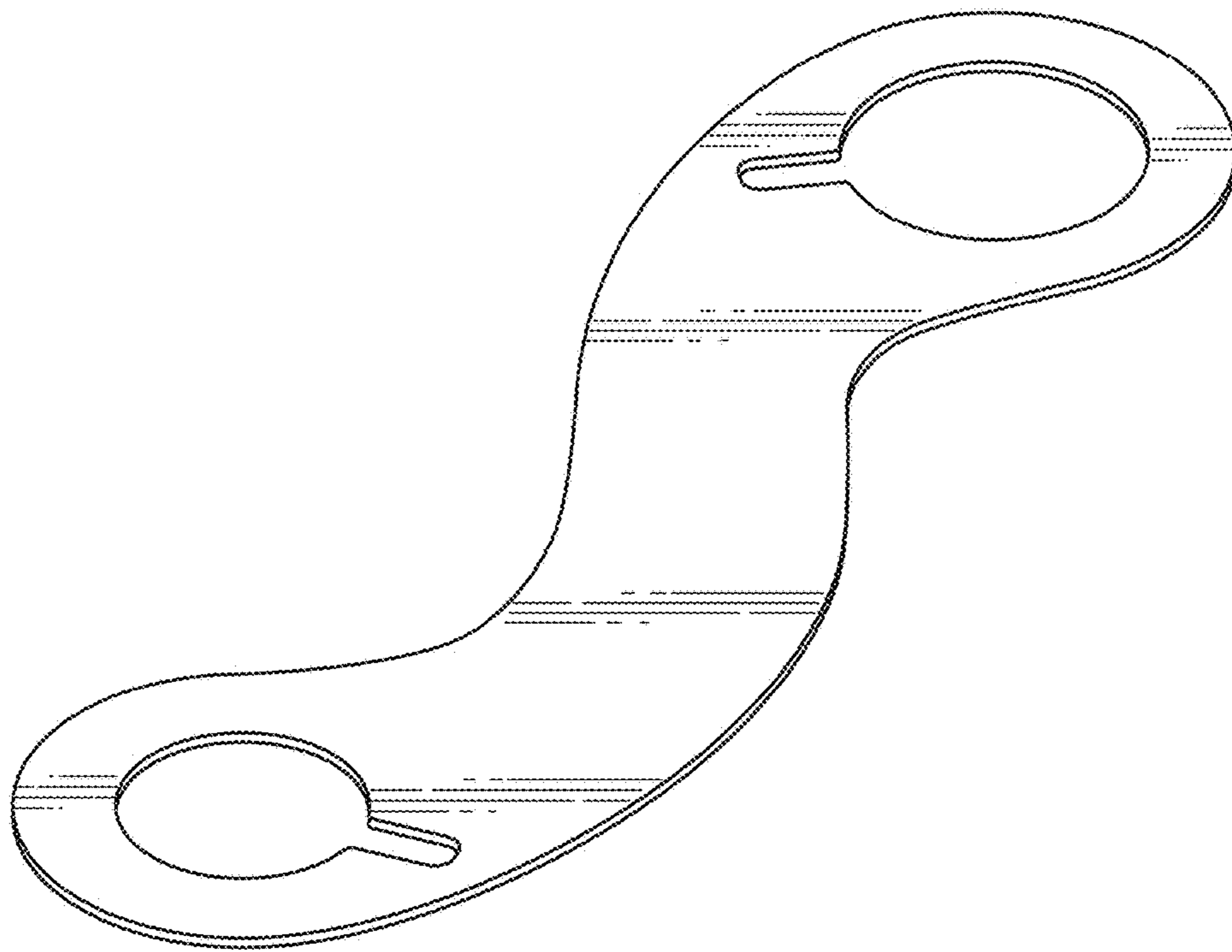


FIG. 1

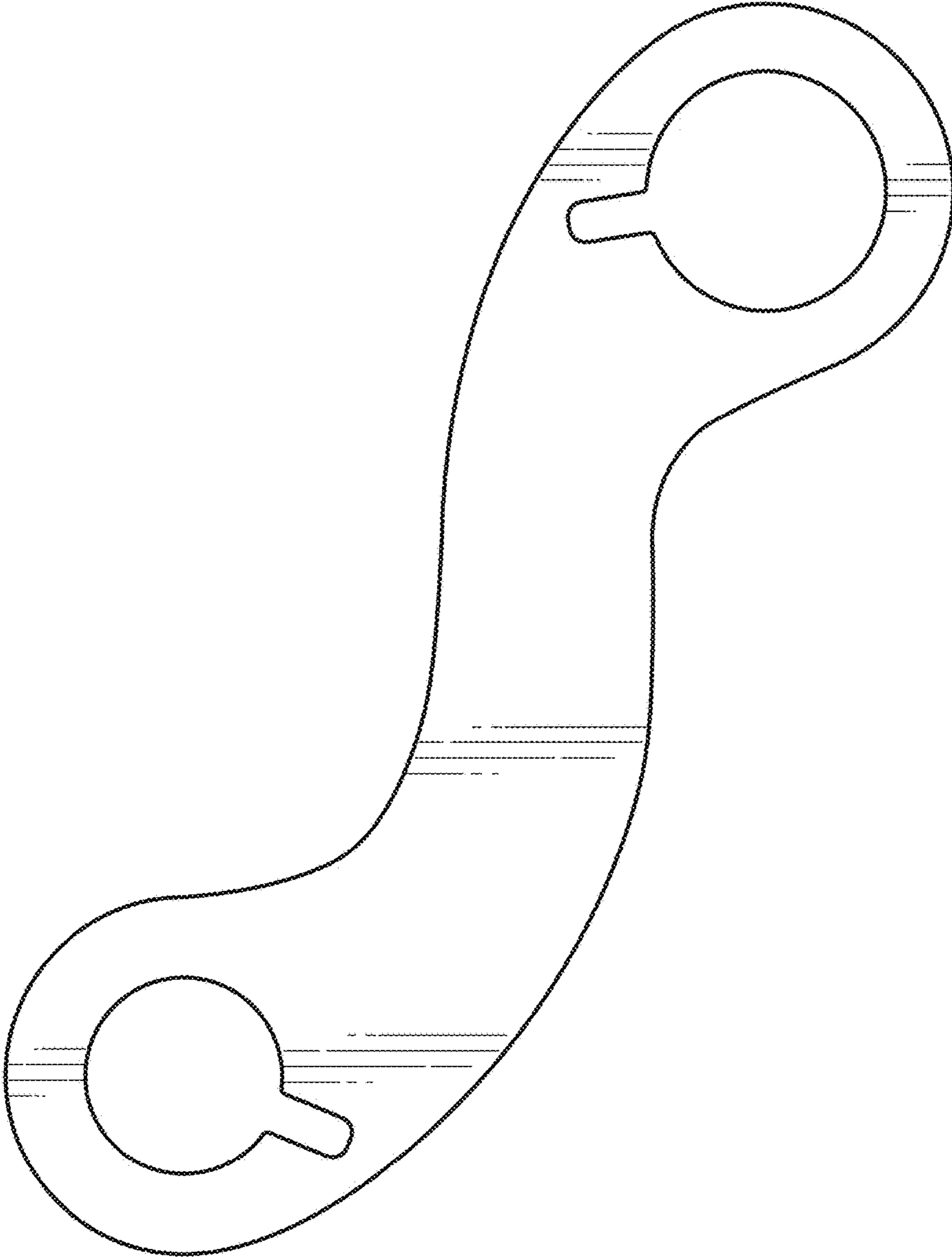


FIG. 2



FIG. 3



FIG. 4



FIG. 5




FIG. 6