



US00D842641S

(12) **United States Design Patent**
Demers et al.

(10) **Patent No.:** **US D842,641 S**
(45) **Date of Patent:** **** Mar. 12, 2019**

- (54) **RECTANGULAR BAKING PAN**
- (71) Applicant: **Anchor Hocking, LLC**, Columbus, OH (US)
- (72) Inventors: **Brian Joseph Demers**, Charlotte, NC (US); **Ludwin Miguel Moras**, Columbus, OH (US)
- (73) Assignee: **ANCHOR HOCKING, LLC**, Columbus, OH (US)
- (**) Term: **15 Years**
- (21) Appl. No.: **29/615,234**
- (22) Filed: **Aug. 28, 2017**
- (51) **LOC (11) Cl.** **07-02**
- (52) **U.S. Cl.**
USPC **D7/354**
- (58) **Field of Classification Search**
USPC D7/323, 354-361, 396.4, 521, 543, 545, D7/549, 550.1, 553.1-553.8, 554.1-554.4, D7/555, 562, 564, 575, 584-586, 602, D7/645; D9/430-433, 455-456, 661, D9/737, 756-762; D11/151, 156
CPC A21B 3/00; A21B 3/13; A21B 3/15; A21B 3/134; A21B 5/00; A21B 5/02; A47J 36/022; A47J 36/025; A47J 36/027; A47J 37/00; A47J 37/04; B65D 1/22; B65D 1/24; B65D 1/34; B65D 1/36; B65D 81/343; B65D 85/36
See application file for complete search history.

- D459,270 S * 6/2002 Kumar D11/156
- D527,217 S * 8/2006 Morgan D7/354
- D578,339 S * 10/2008 Courington D7/359
- D581,204 S * 11/2008 Simon D7/354
- D663,570 S * 7/2012 Sarnoff D7/354
- D674,244 S * 1/2013 Sar Shalom D7/306
- D694,578 S * 12/2013 Eide D7/396.4
- D731,230 S * 6/2015 Librus D7/354
- D734,990 S * 7/2015 Pople D7/575

* cited by examiner

Primary Examiner — Ricky Pham

(74) *Attorney, Agent, or Firm* — Tucker Ellis LLP; Carlos Garritano

(57) **CLAIM**

The ornamental design for a rectangular baking pan, as shown and described.

DESCRIPTION

FIG. 1 is a top perspective view of a rectangular baking pan showing the new design.
 FIG. 2 is a front view thereof, the opposite rear view being a mirror image thereof.
 FIG. 3 is a side view thereof, the opposite side view being a mirror image thereof.
 FIG. 4 is a top view thereof.
 FIG. 5 is a bottom view thereof.
 FIG. 6 is a front cross section view taken along line 6-6 of FIG. 4; and,
 FIG. 7 is a side cross section view taken along line 7-7 of FIG. 4.

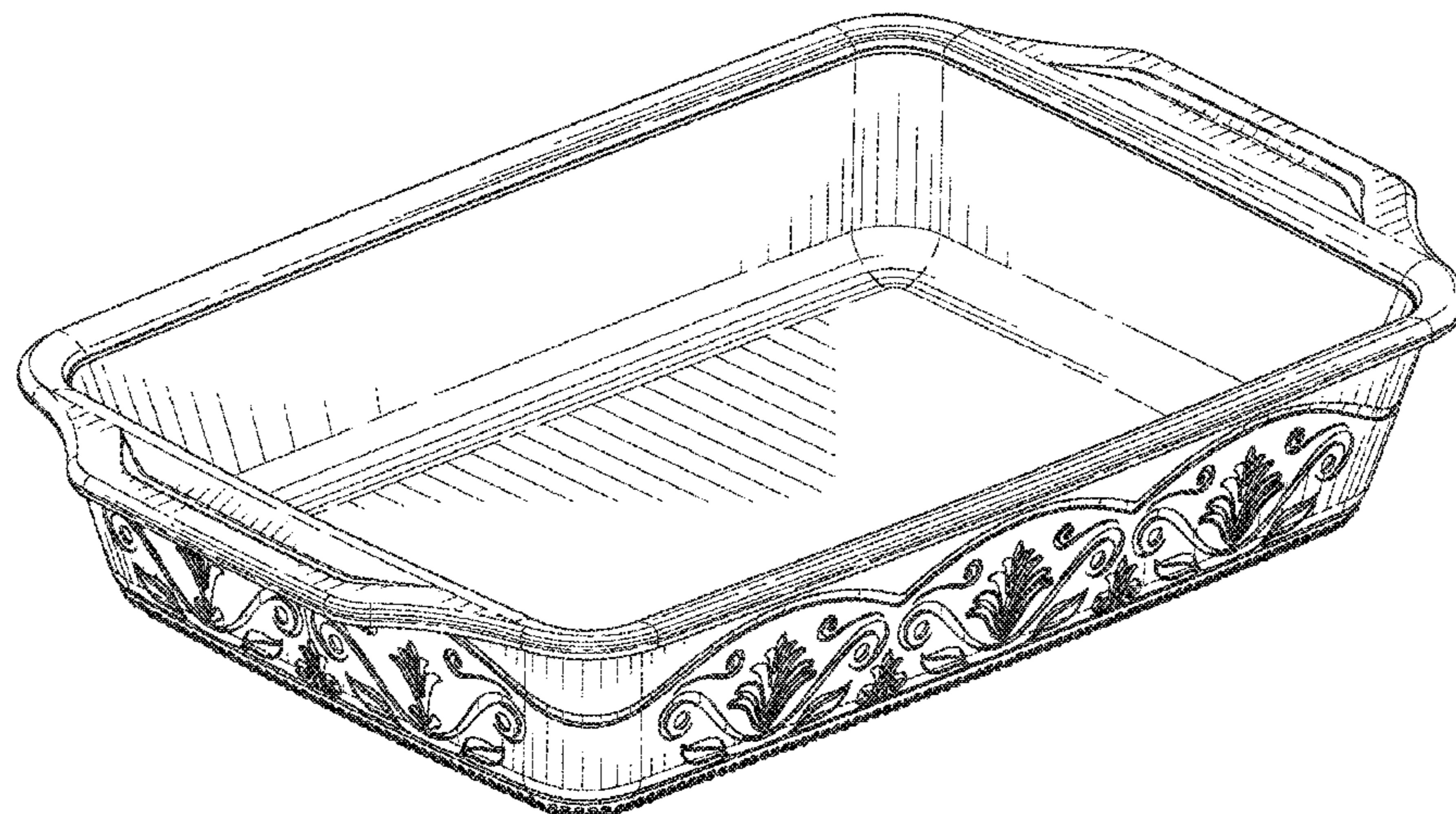
The evenly-spaced broken lines in the drawings are included for purpose of illustrating portions of the rectangular baking pan that form no part of the claimed design. The dot-dash-dot broken lines in the drawings are included for the purpose of defining the boundary of the claim, it being understood that the dot-dash-dot broken lines themselves form no part of the claimed design.

1 Claim, 5 Drawing Sheets

(56) **References Cited**

U.S. PATENT DOCUMENTS

- D212,821 S * 11/1968 Benes D7/545
- D417,367 S * 12/1999 Laib D7/360
- D418,017 S * 12/1999 Henry D7/545
- D456,306 S * 4/2002 Master D11/151



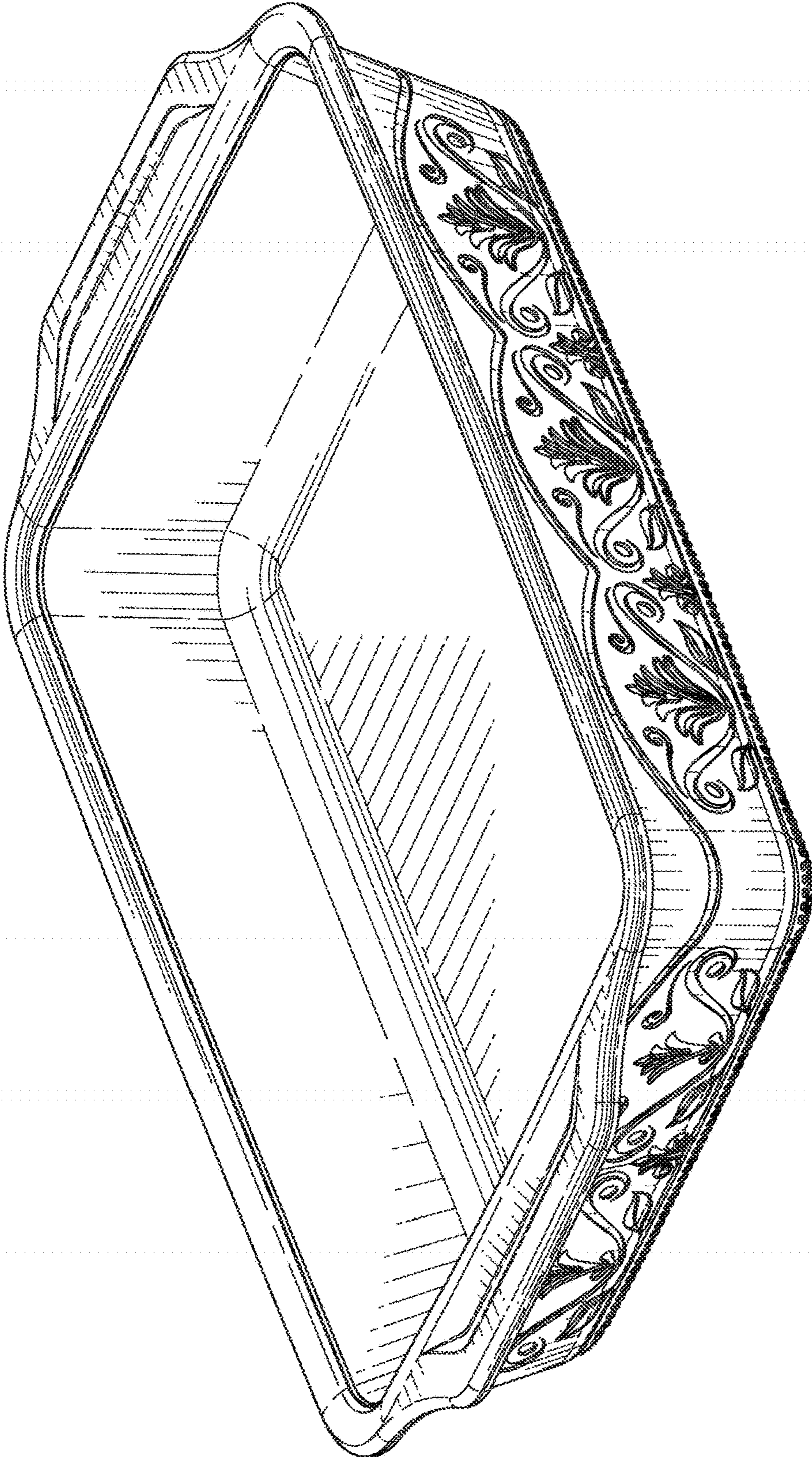


FIG. 1



FIG. 2

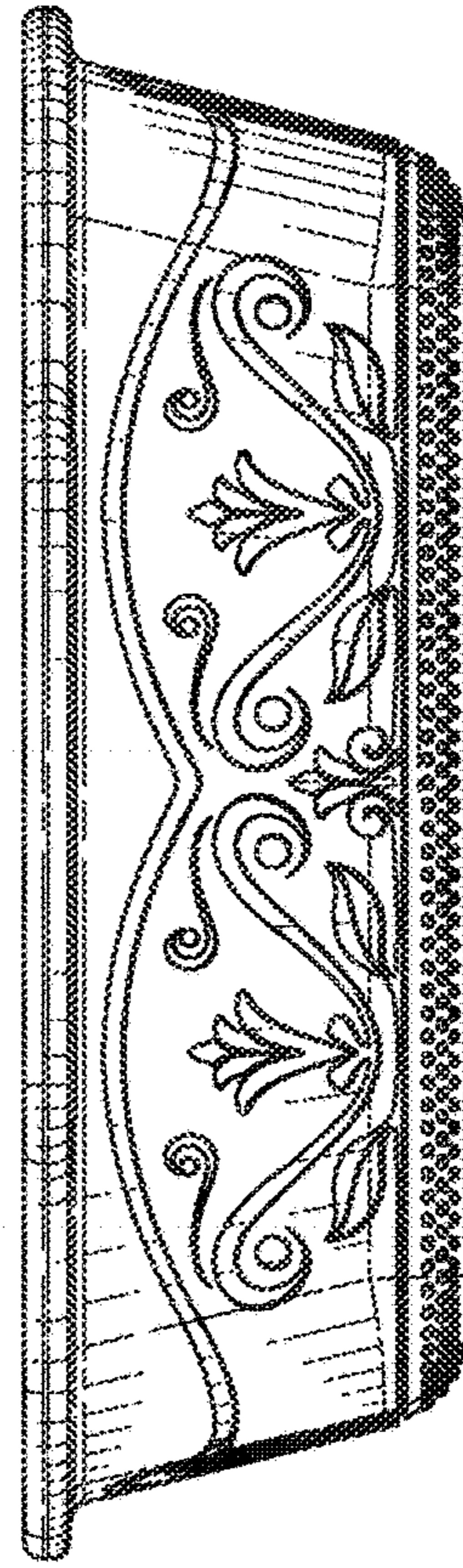


FIG. 3

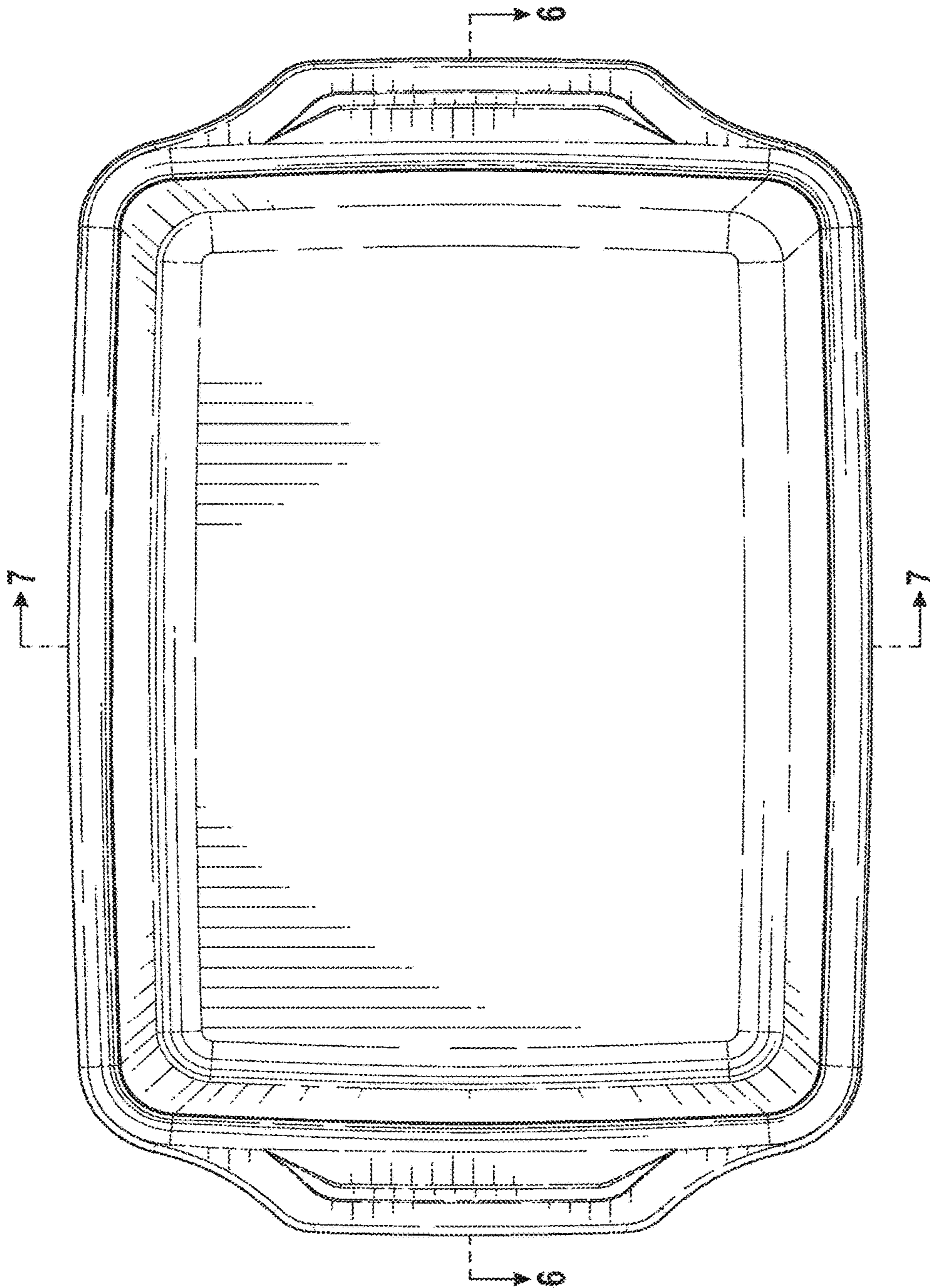


FIG. 4




FIG. 5

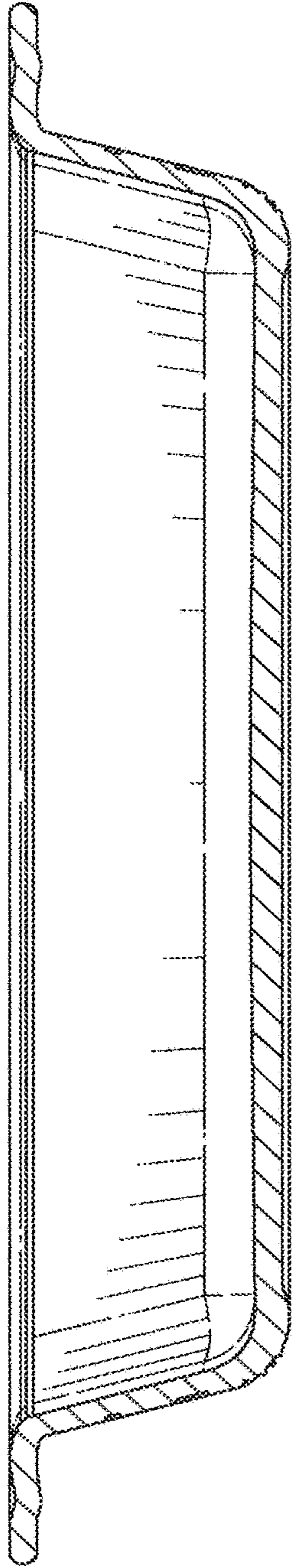


FIG. 6

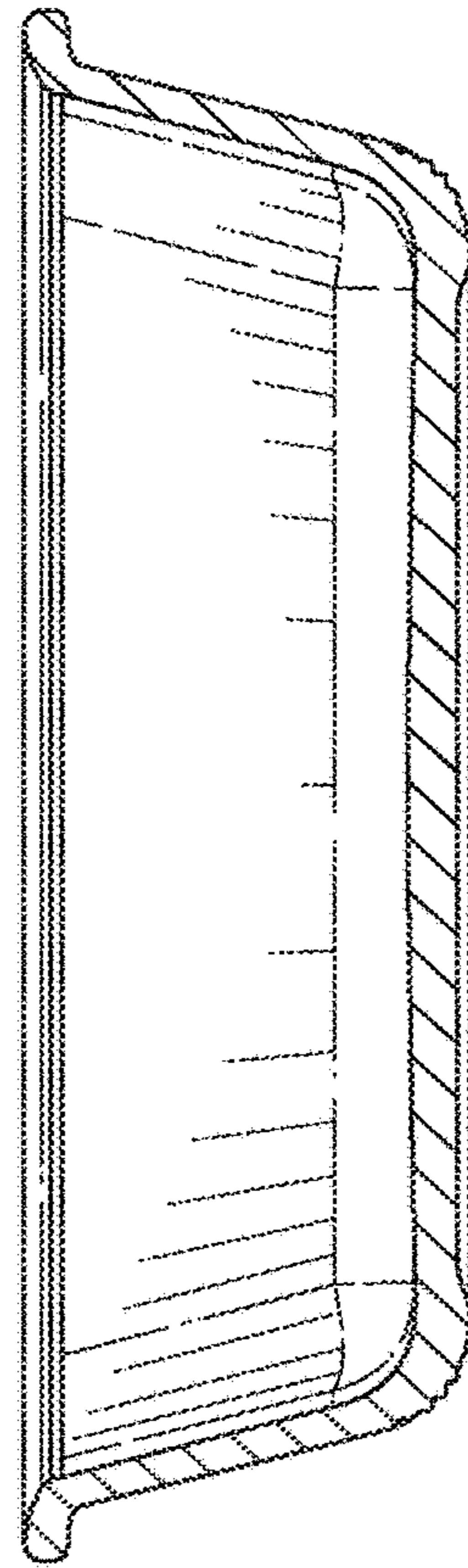


FIG. 7