

US00D842638S

(12) **United States Design Patent**
Filinesi et al.

(10) **Patent No.:** **US D842,638 S**

(45) **Date of Patent:** **** Mar. 12, 2019**

(54) **OVEN**

(71) Applicants: **GUANGDONG MIDEA KITCHEN APPLIANCES MANUFACTURING CO., LTD.**, Foshan (CN); **MIDEA GROUP CO., LTD.**, Foshan (CN)

(72) Inventors: **Rinaldo Filinesi**, Foshan (IT); **Wei Lu**, Foshan (CN); **Dong Huang**, Foshan (CN)

(73) Assignees: **GUANGDONG MIDEA KITCHEN APPLIANCES MANUFACTURING CO., LTD.**, Foshan (CN); **MIDEA GROUP CO., LTD.**, Foshan (CN)

(**) Term: **15 Years**

(21) Appl. No.: **29/596,146**

(22) Filed: **Mar. 6, 2017**

(30) **Foreign Application Priority Data**

Feb. 20, 2017 (CN) 2017 3 0044254

(51) **LOC (11) Cl.** **07-02**

(52) **U.S. Cl.**
USPC **D7/348**

(58) **Field of Classification Search**
USPC D7/323, 339, 340, 341, 347, 348, 349, D7/351, 350.1, 350.2, 350.3, 350.4, 402, D7/403, 405
CPC .. A21B 2/00; A21B 3/02; F24C 15/02; H05B 1/0263; H05B 2206/044; H05B 6/763; H05B 6/76; H05B 6/802; H05B 6/808; H05B 6/64

See application file for complete search history.

(56) **References Cited**

U.S. PATENT DOCUMENTS

4,418,261 A 11/1983 Jailor et al.
D420,245 S * 2/2000 De'Longhi D7/350.4

D541,579 S * 5/2007 Price D7/351
D587,959 S * 3/2009 Hensel D7/350.1
D629,639 S * 12/2010 Fernandez D7/350.1

(Continued)

FOREIGN PATENT DOCUMENTS

CN 1159549 7/2004
CN 101307918 11/2008

(Continued)

OTHER PUBLICATIONS

Amazon. <URL: https://www.amazon.com/dp/B00XBOXVIA/ref=psdc_289934_t1_B074WR7525.> Oct. 1, 2013. Breville Convection Toaster Oven.*

(Continued)

Primary Examiner — Thomas Johannes

Assistant Examiner — Lauren D McVey

(74) *Attorney, Agent, or Firm* — Hodgson Russ LLP

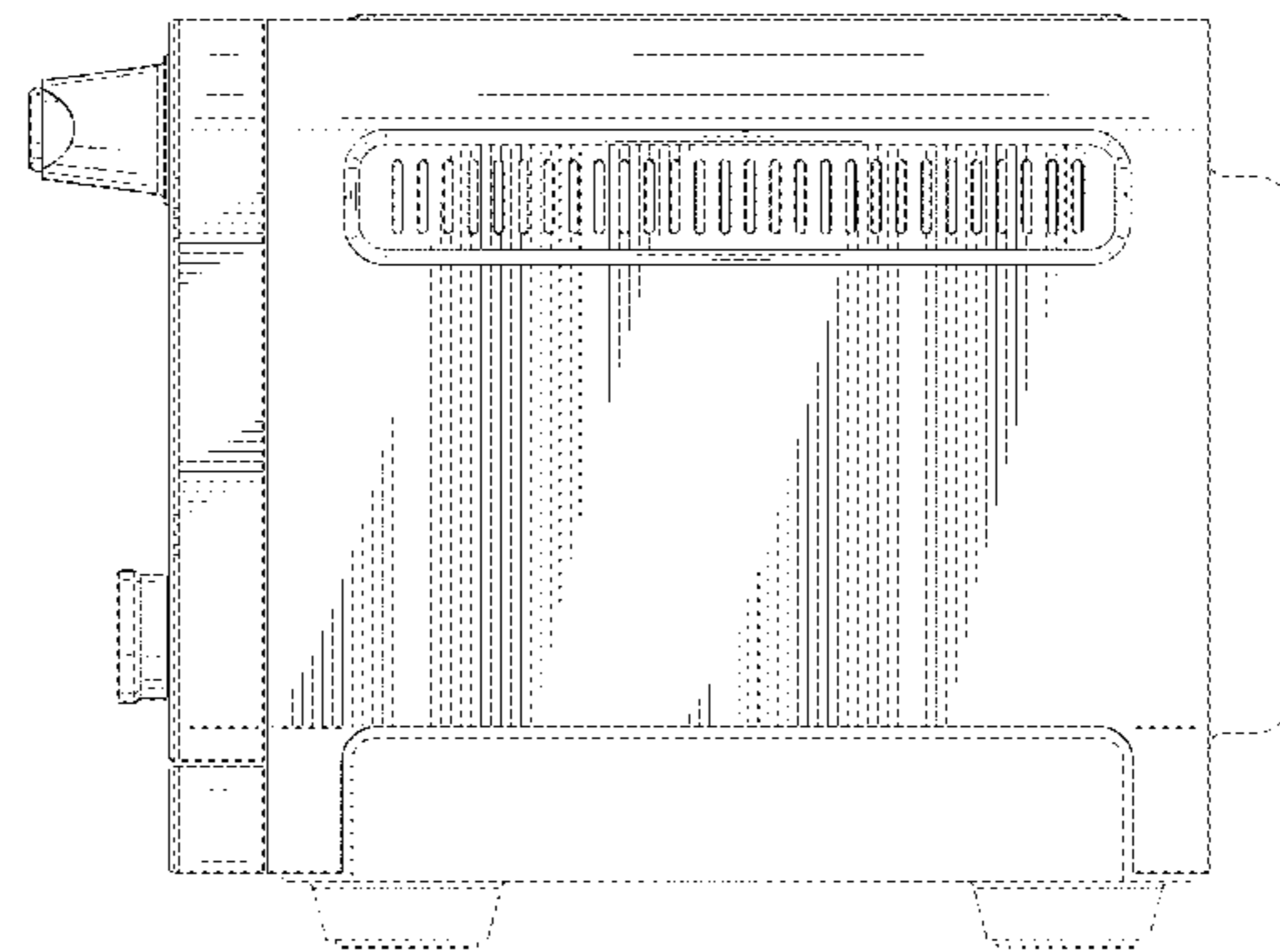
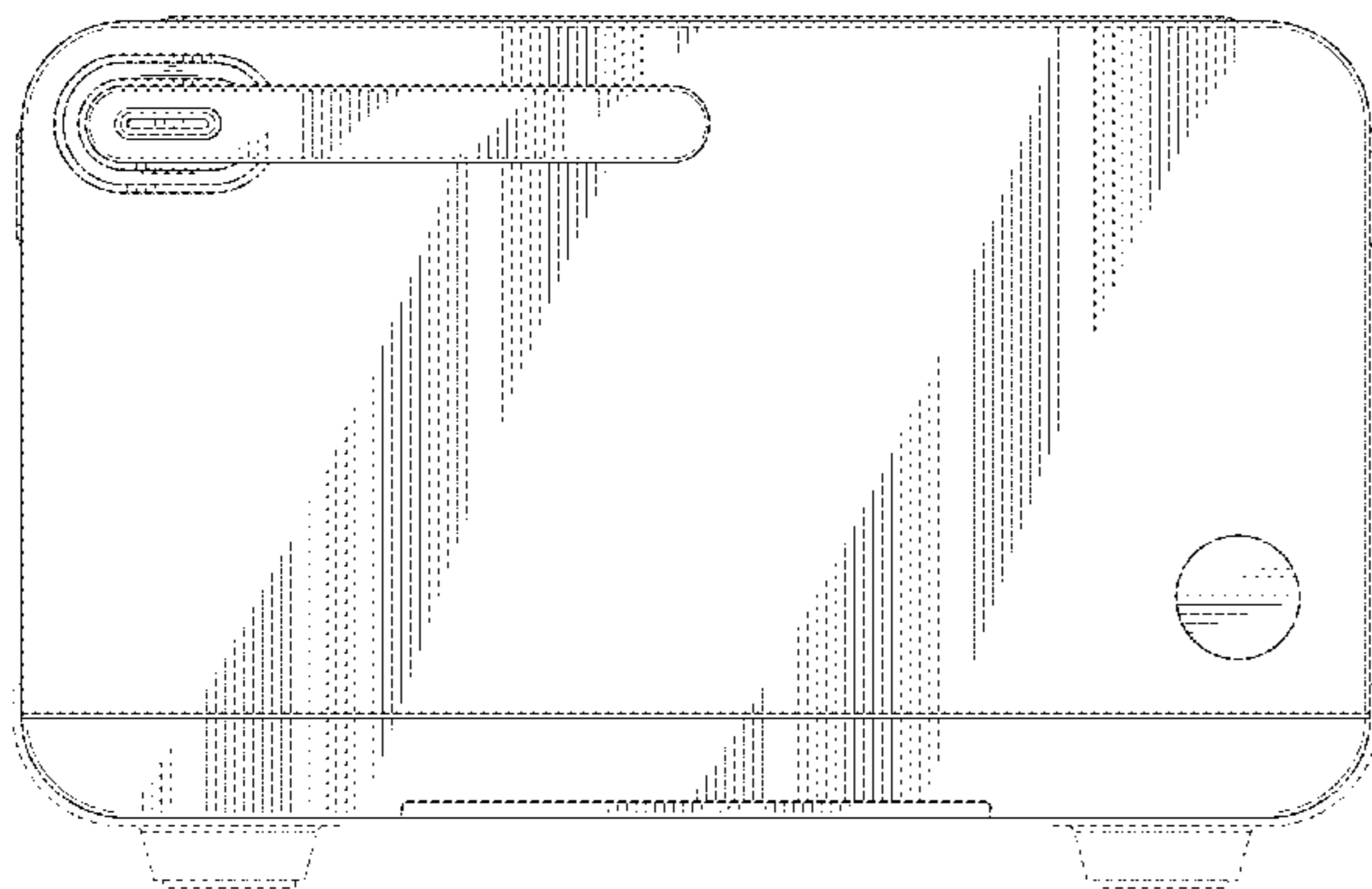
(57) **CLAIM**

The ornamental design for an oven, as shown and described.

DESCRIPTION

FIG. 1 is a front elevation view of an oven, showing our new design;
FIG. 2 is a left side elevation view thereof;
FIG. 3 is a right side elevation view thereof;
FIG. 4 is a top plan view thereof; and,
FIG. 5 is a front, right side perspective view thereof.
Rear and bottom views are omitted as they form no part of the claimed design. The broken lines immediately adjacent the shaded areas represent the bounds of the claimed design while all other broken lines are directed to unclaimed features of the oven and are for illustrative purposes only; the broken lines form no part of the claimed design.

1 Claim, 5 Drawing Sheets



(56)

References Cited

U.S. PATENT DOCUMENTS

D635,815 S * 4/2011 De'Longhi D7/350.1
D655,970 S * 3/2012 De' Longhi D7/351
D663,156 S * 7/2012 Curtis D7/350.1
D673,000 S * 12/2012 De' Longhi D7/350.1
D775,490 S * 1/2017 Bergese D7/351
D780,504 S * 3/2017 Terao D7/350.1
D815,485 S * 4/2018 Suehiro D7/350.1
2003/0218012 A1 11/2003 Kim
2008/0156792 A1 7/2008 Song et al.
2008/0156796 A1 7/2008 Song et al.
2011/0023861 A1* 2/2011 Hensel F24C 15/12
126/273 R
2014/0021835 A1* 1/2014 Hensel F24C 15/12
312/126

FOREIGN PATENT DOCUMENTS

CN 102128458 7/2011
CN 203837048 9/2014
CN 204240424 4/2015
JP 2006329496 12/2006
RU 00099241 * 8/2016

OTHER PUBLICATIONS

USPTO, Office Action for U.S. Appl. No. 14/922,923, dated Jul. 18, 2018.

* cited by examiner

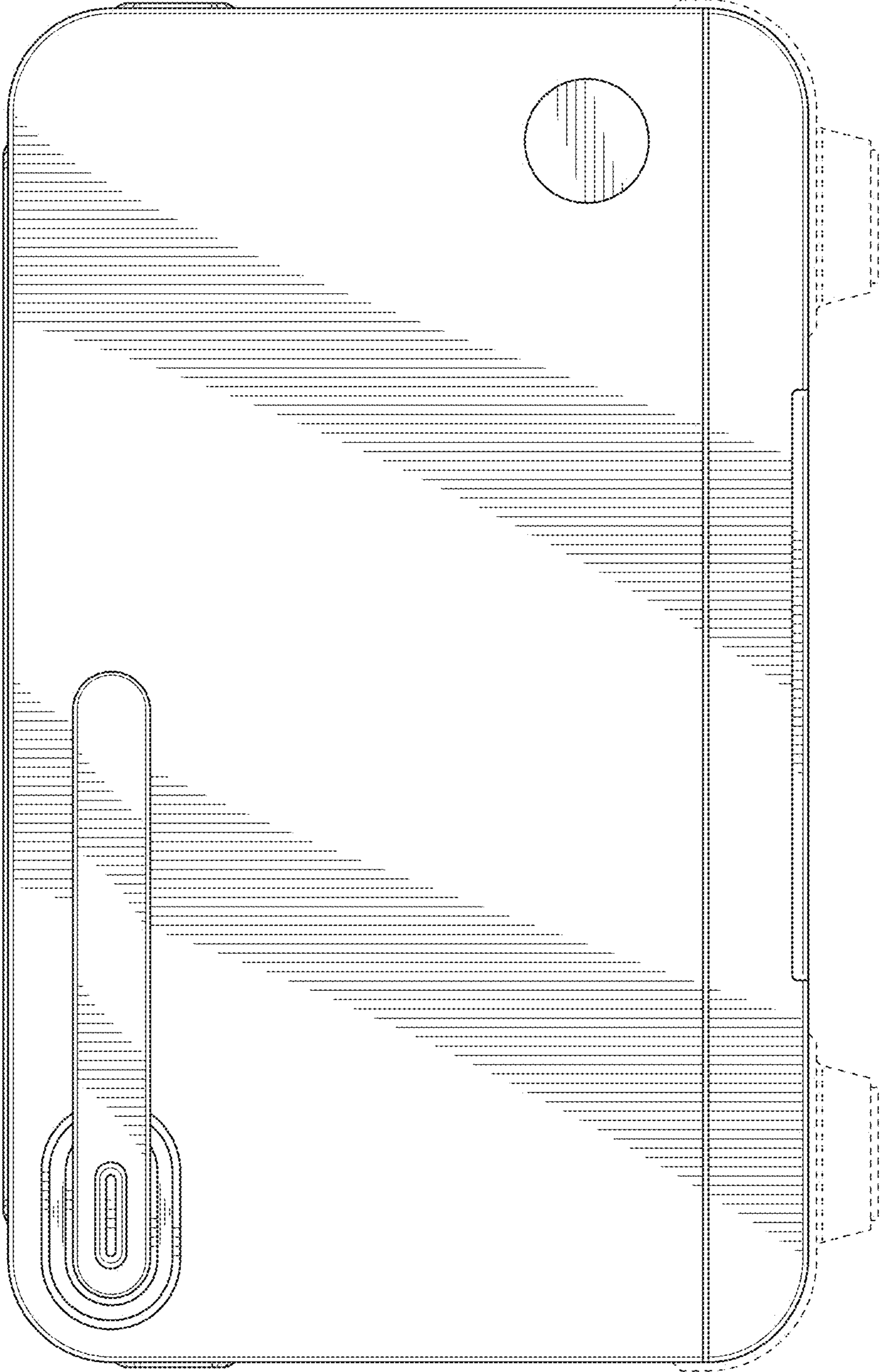


FIG. 1

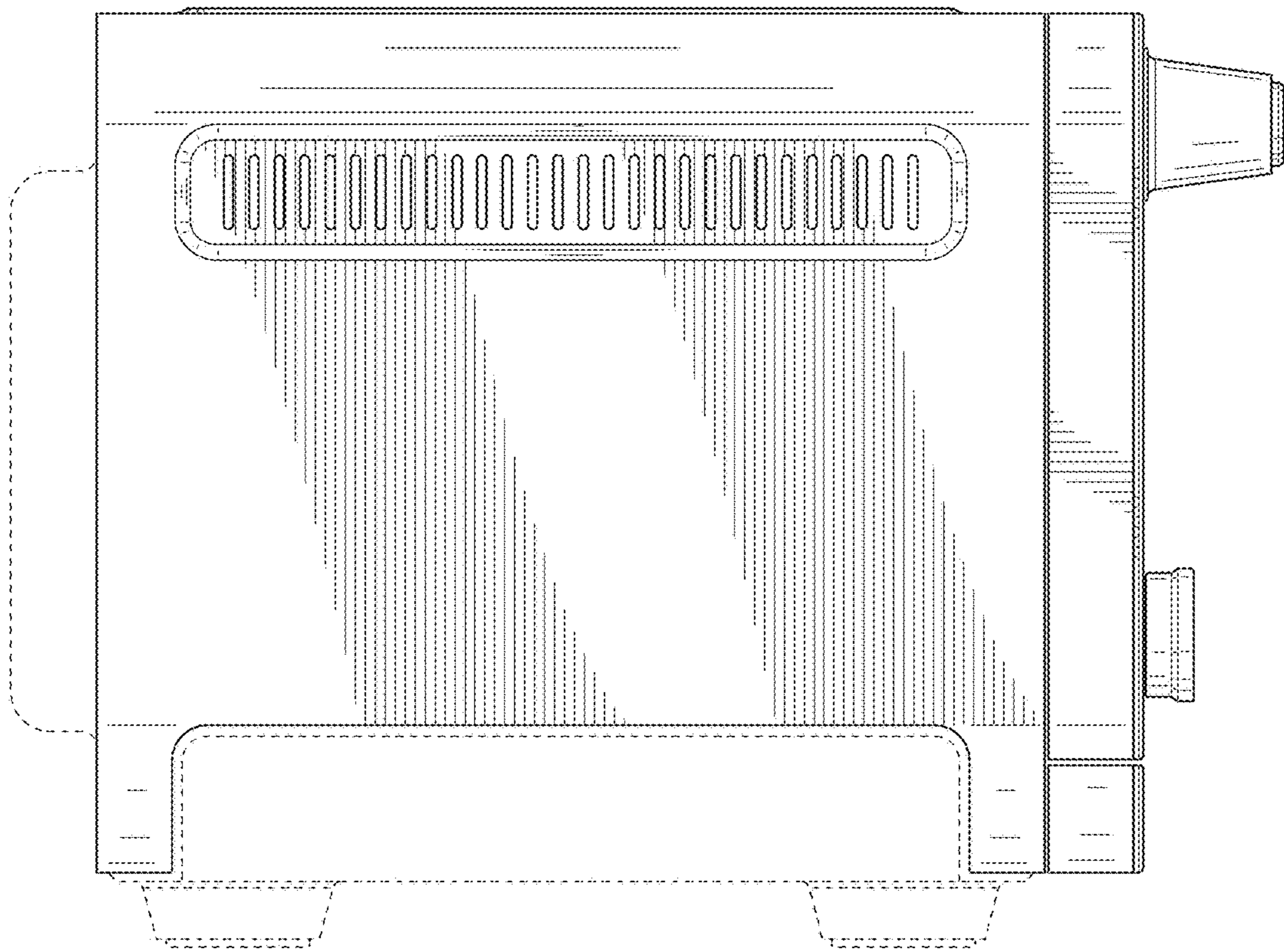


FIG. 2

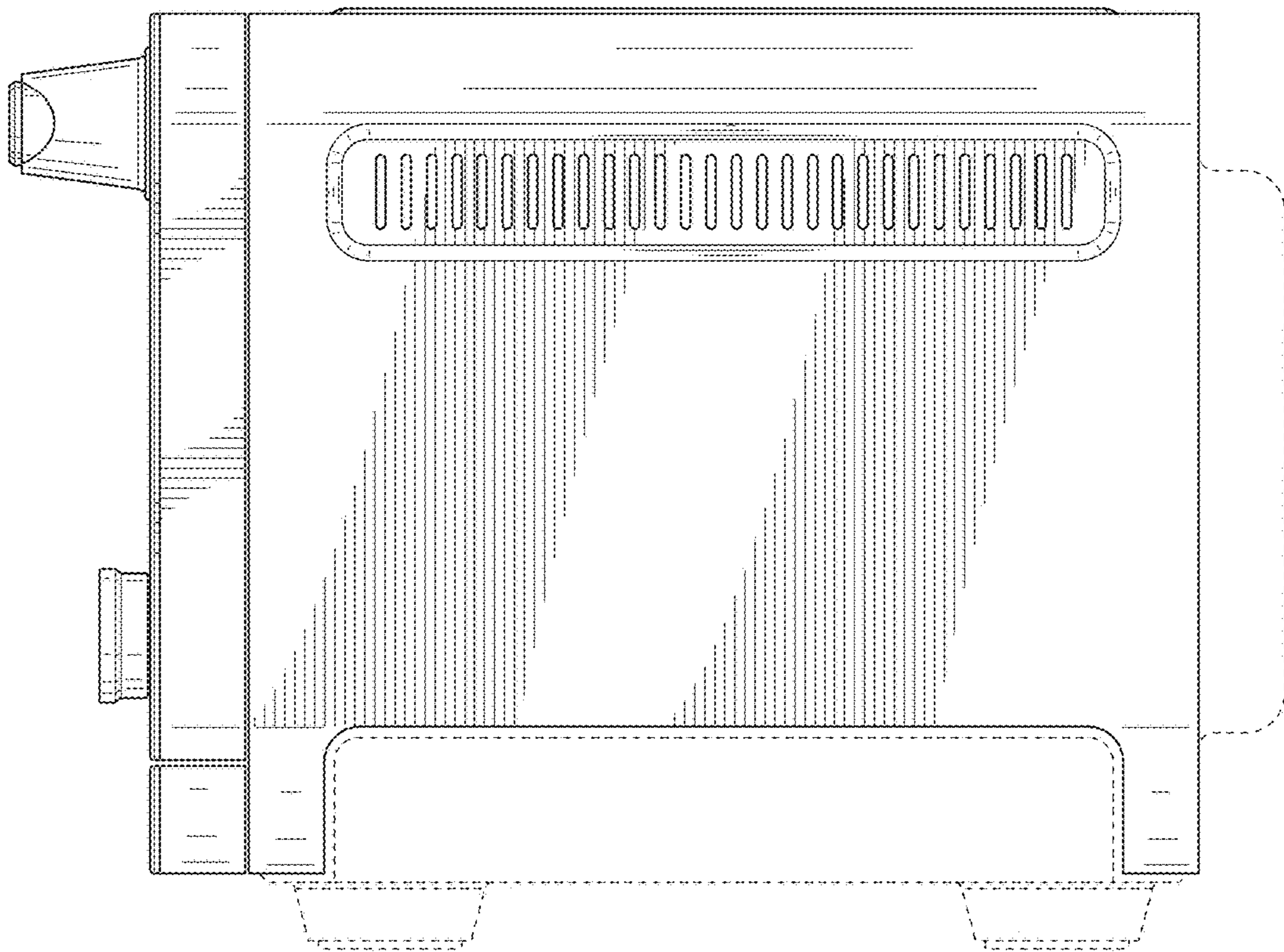
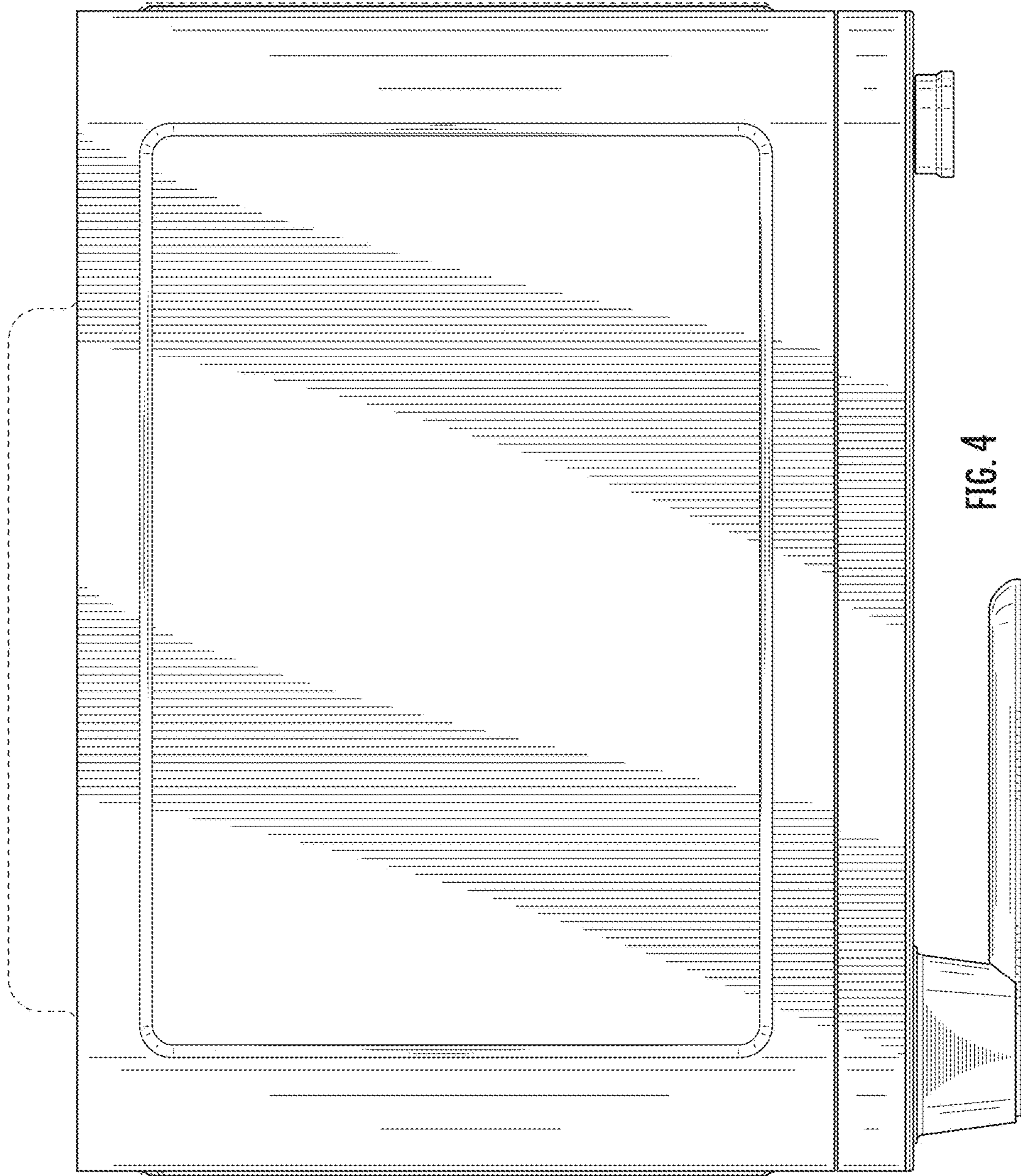


FIG. 3



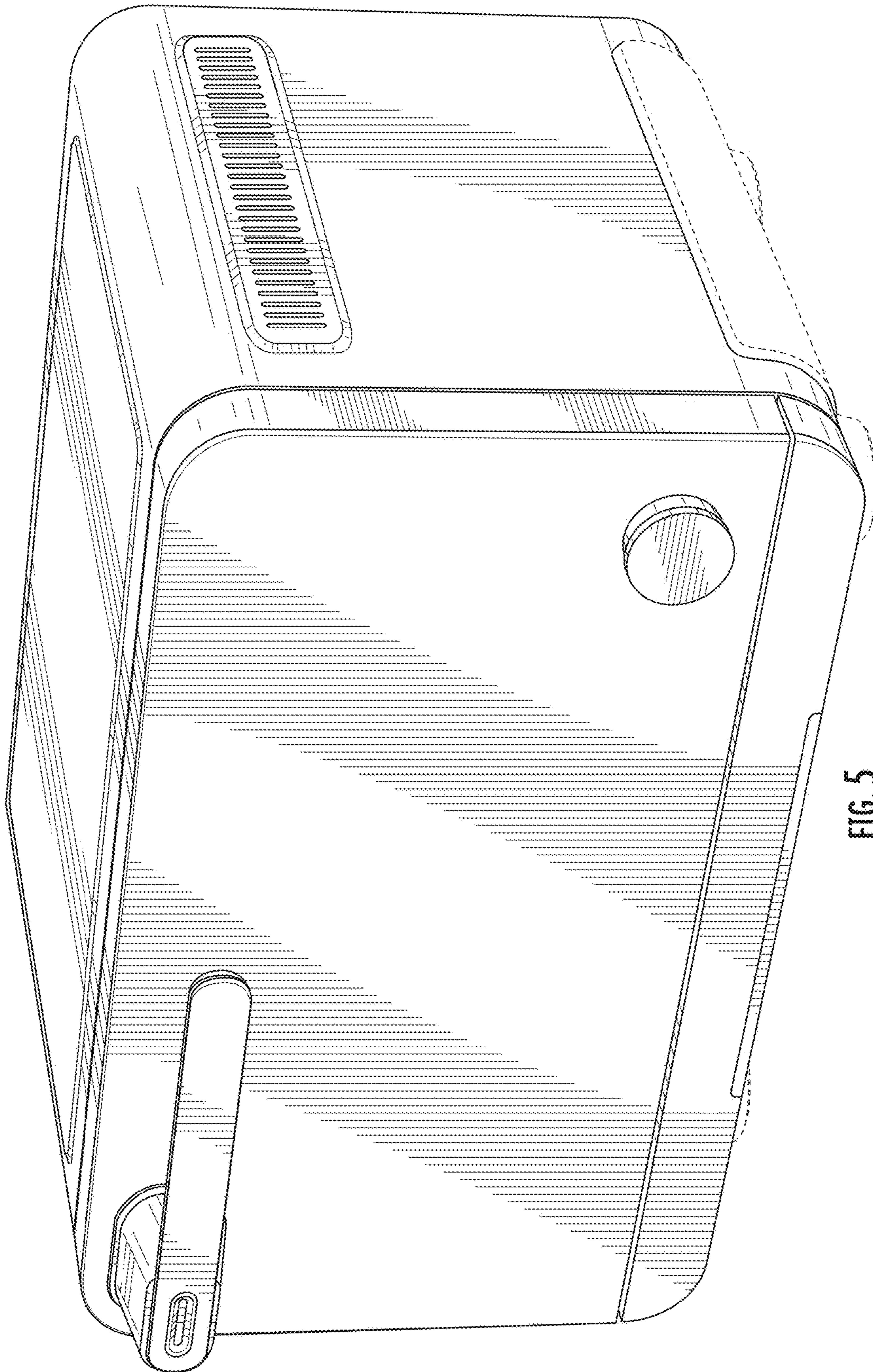


FIG. 5