



US00D842588S

(12) **United States Design Patent**  
**Mangnall-Schwarz**

(10) **Patent No.:** **US D842,588 S**  
(45) **Date of Patent:** **\*\* Mar. 12, 2019**

(54) **WINGED CAPE FOR CHILDREN'S PLAY**

(71) Applicant: **Christine L. Mangnall-Schwarz,**  
Henderson, NV (US)

(72) Inventor: **Christine L. Mangnall-Schwarz,**  
Henderson, NV (US)

(\*\*) Term: **15 Years**

(21) Appl. No.: **29/628,396**

(22) Filed: **Dec. 4, 2017**

**Related U.S. Application Data**

(62) Division of application No. 29/583,755, filed on Nov. 8, 2016, now Pat. No. Des. 811,695.

(51) **LOC (11) Cl.** ..... **02-02**

(52) **U.S. Cl.**  
USPC ..... **D2/741**

(58) **Field of Classification Search**  
USPC ..... D2/717, 739, 741, 823, 824, 825, 826,  
D2/827, 830, 831, 853, 858; D21/831,  
D21/832, 833, 404, 420; D3/223;  
D11/125

CPC .... A41D 15/04; A41D 2200/20; A41D 7/008;  
A41D 3/08; A41D 11/00; A63J 7/005;  
A63H 33/00

See application file for complete search history.

(56) **References Cited**

**U.S. PATENT DOCUMENTS**

D175,789 S \* 10/1955 Massey ..... D2/853  
D193,497 S \* 9/1962 Kelley ..... D2/741  
D193,498 S \* 9/1962 Kelley ..... D2/741  
D351,493 S \* 10/1994 DeCinque ..... D2/741  
D422,397 S \* 4/2000 Cohen ..... D2/858

D433,210 S \* 11/2000 Allison ..... D2/741  
6,536,049 B2 \* 3/2003 Jastrab ..... A41D 1/00  
2/69.5  
D618,433 S \* 6/2010 Gray ..... D2/717  
8,087,969 B2 \* 1/2012 Sun ..... A63J 7/005  
446/26  
8,196,684 B2 \* 6/2012 Caiozza ..... B64D 17/00  
180/2.2  
D759,945 S \* 6/2016 Brazill ..... D2/853  
D811,695 S \* 3/2018 Mangnall-Schwarz ..... D2/823

\* cited by examiner

*Primary Examiner* — Kevin K Rudzinski

*Assistant Examiner* — Paul D Bohannon

(74) *Attorney, Agent, or Firm* — Quickpatents, LLC;  
Kevin Prince

(57) **CLAIM**

I claim the ornamental design for a winged cape for children's play, as shown and described.


**DESCRIPTION**

FIG. 1 is a perspective view of a winged cape for children's play, showing my new design as worn by a person; FIG. 2 is a perspective view of FIG. 1, illustrated in a flat configuration;

FIG. 3 is a front elevational view of FIG. 2;  
FIG. 4 is a rear elevational view of FIG. 2;  
FIG. 5 is a left-side elevational view of FIG. 2;  
FIG. 6 is a right-side elevational view of FIG. 2;  
FIG. 7 is a top plan view of FIG. 2; and,  
FIG. 8 is a bottom plan view of FIG. 2.

The broken lines showing a person in FIG. 1 depict environmental matter and form no part of the claimed design. The remaining broken lines represent stitching, and are part of the claimed design.

**1 Claim, 4 Drawing Sheets**



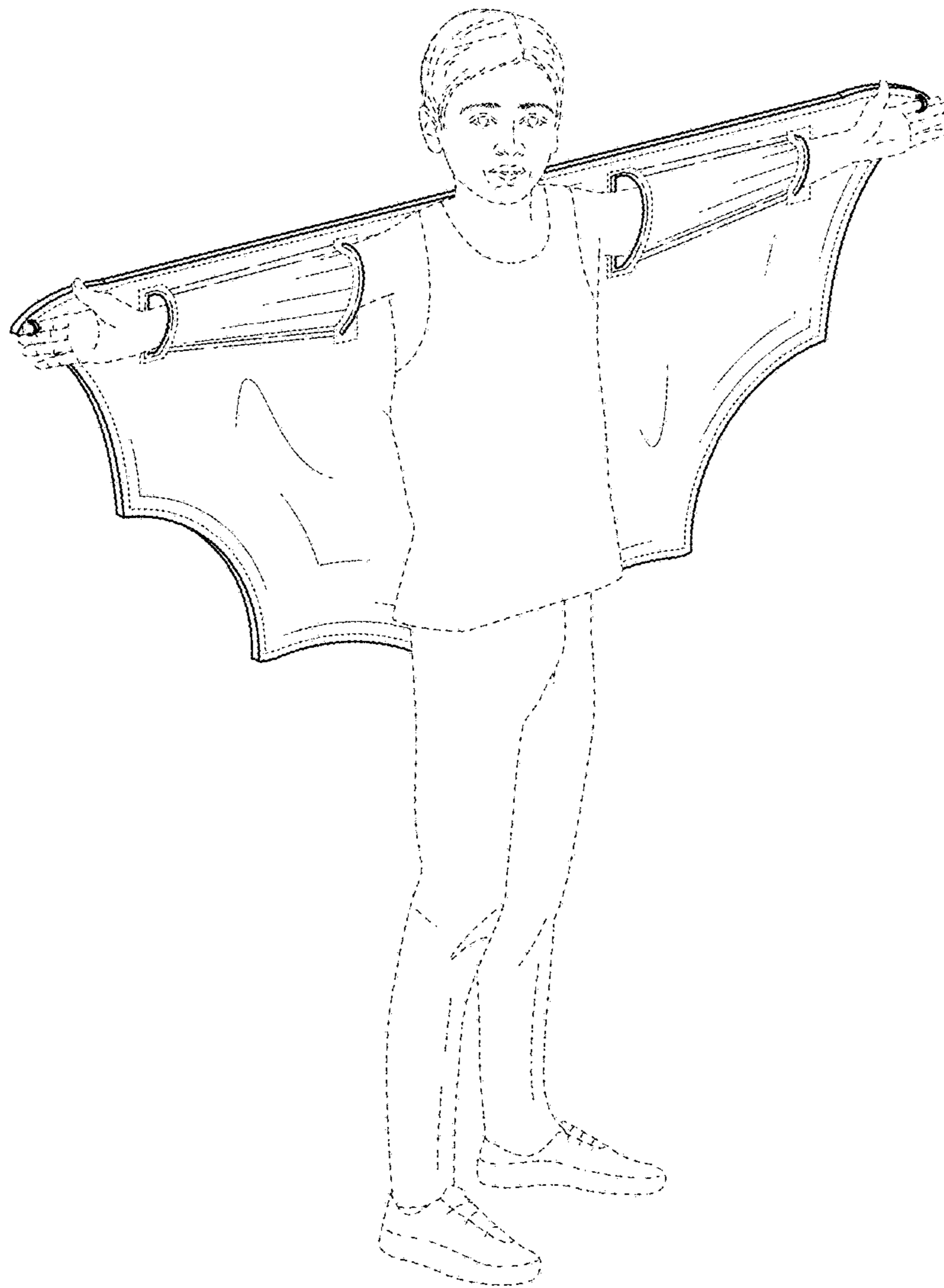


FIG. 1




FIG. 2

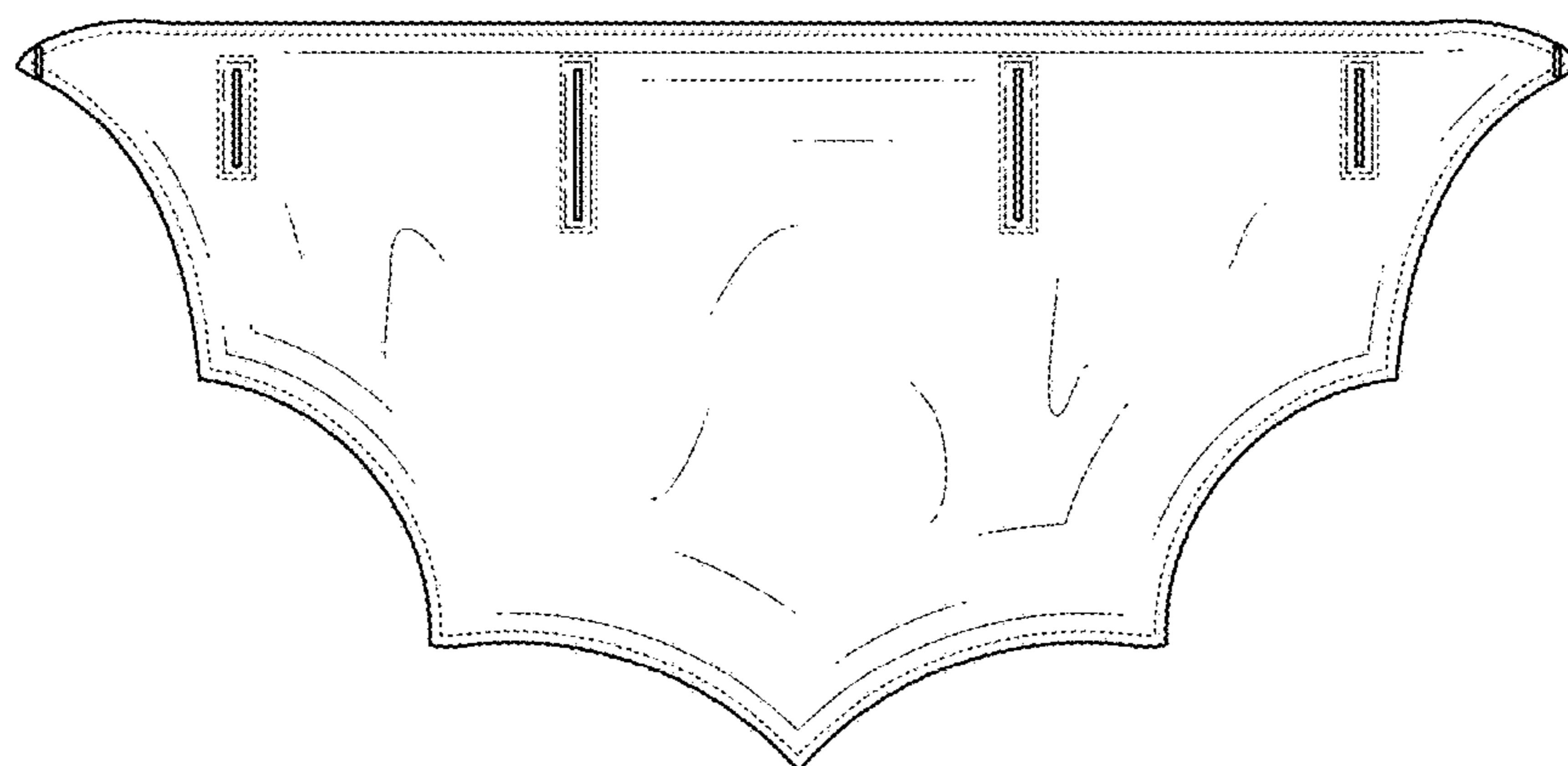


FIG. 3




FIG. 4



FIG. 5



FIG. 6



FIG. 7



FIG. 8