



US00D842547S

(12) **United States Design Patent** (10) **Patent No.:** **US D842,547 S**  
**Catolico et al.** (45) **Date of Patent:** **\*\* Mar. 5, 2019**

(54) **EYELINER APPLICATOR**

FOREIGN PATENT DOCUMENTS

(71) Applicant: **ELC Management LLC**, Melville, NY (US)

CN 201630289926 \* 6/2016  
CN 303819150 8/2016

(Continued)

(72) Inventors: **Alen Sumayao Catolico**, Los Angeles, CA (US); **Simon Stuart James**, Los Angeles, CA (US)

OTHER PUBLICATIONS

Shockisgood, Japanese medicine makeup FlowFushi Moteliner, posted Nov. 17, 2016, [online], [site visited Sep. 21, 2018]. Available from Internet, <URL: <http://shockisgood.pixnet.net/blog/post/44405956>> (Year: 2016).\*

(73) Assignee: **ELC Management LLC**, Melville, NY (US)

(\*\*) Term: **15 Years**

*Primary Examiner* — Sheryl Lane

*Assistant Examiner* — Samantha N Wood

(21) Appl. No.: **29/595,121**

(74) *Attorney, Agent, or Firm* — Ka Wah J. Lee

(22) Filed: **Feb. 24, 2017**

(57) **CLAIM**

(51) **LOC (11) Cl.** ..... **28-03**

The ornamental design for an eyeliner applicator, as shown and described.

(52) **U.S. Cl.**

USPC ..... **D28/76**

**DESCRIPTION**

(58) **Field of Classification Search**

USPC ..... D28/4, 7, 8, 99, 73, 76, 77, 78, 85;  
D19/101, 115, 116, 117, 118, 119, 120,  
D19/121, 122, 123, 124, 125-180, 192;  
D9/723-729, 695, 696, 503, 504  
CPC ..... A45D 2200/1072; A45D 2200/10; A45D  
2200/1018; A45D 2200/1027; A45D  
2200/1036; A45D 2200/1045

See application file for complete search history.

FIG. 1 is a perspective view of our new design for an eyeliner applicator;  
FIG. 2 is a front elevation view of the eyeliner applicator, shown in FIG. 1;  
FIG. 3 is a rear elevation view of the eyeliner applicator, shown in FIG. 1;  
FIG. 4 is a left side elevation view of the eyeliner applicator, shown in FIG. 1;  
FIG. 5 is a right side elevation view of the eyeliner applicator, shown in FIG. 1;  
FIG. 6 is a top plan view of the eyeliner applicator, shown in FIG. 1;  
FIG. 7 is a bottom plan view of the eyeliner applicator, shown in FIG. 1; and,  
FIG. 8 is a further perspective view of the eyeliner applicator, shown in FIG. 1.  
The broken lines are included for the purpose of illustrating the environmental structure and form no part of the claimed design.

(56) **References Cited**

U.S. PATENT DOCUMENTS

D189,170 S \* 11/1960 Lovejoy ..... D19/199  
D240,526 S \* 7/1976 Verona ..... D19/177  
D285,730 S \* 9/1986 Bulwick ..... D19/901  
D459,896 S \* 7/2002 Kapp ..... D4/138  
D482,620 S 11/2003 Kleckauskas et al.  
D504,464 S \* 4/2005 Martzloff ..... D19/163  
D539,844 S \* 4/2007 Kiple ..... D19/117  
D564,706 S \* 3/2008 Kadlubowski ..... D28/76

(Continued)

**1 Claim, 4 Drawing Sheets**



(56)

**References Cited**

U.S. PATENT DOCUMENTS

D611,195	S	3/2010	Gieux	
D615,419	S	5/2010	Owen	
D643,299	S	8/2011	Bunce et al.	
D660,514	S *	5/2012	Palo .....	D28/4
D696,816	S	12/2013	Kordulla et al.	
D705,066	S *	5/2014	DeMarco .....	D9/503
D705,993	S	5/2014	Goswell	
D717,995	S	11/2014	Thompson	
D744,161	S	11/2015	Urrechaga	
D754,792	S *	4/2016	Csokmay .....	D19/199
D754,922	S	4/2016	Schroft et al.	
D758,664	S *	6/2016	Van Maanen .....	D28/51
D797,377	S *	9/2017	Reggiani .....	D28/89
D805,901	S *	12/2017	Fuchs .....	D9/499

FOREIGN PATENT DOCUMENTS

EM	001185706-0020	1/2012	
EM	002044438-0005	6/2012	
EM	00290313-0001	1/2016	
JP	D1475738	7/2013	
RU	00056204	1/2005	
RU	00070178	4/2009	
RU	00076187	9/2010	
WO	WO-2013047280 A1 *	4/2013	..... A45D 34/04

\* cited by examiner

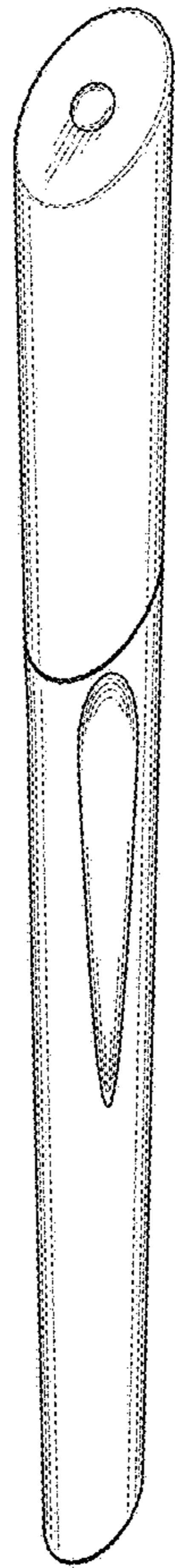


FIG. 1

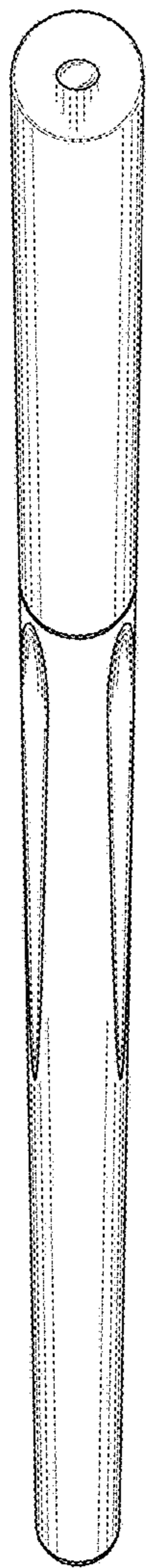


FIG. 2




FIG. 3

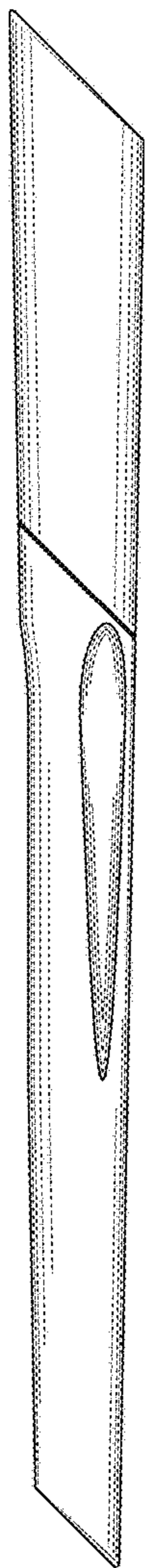


FIG. 4

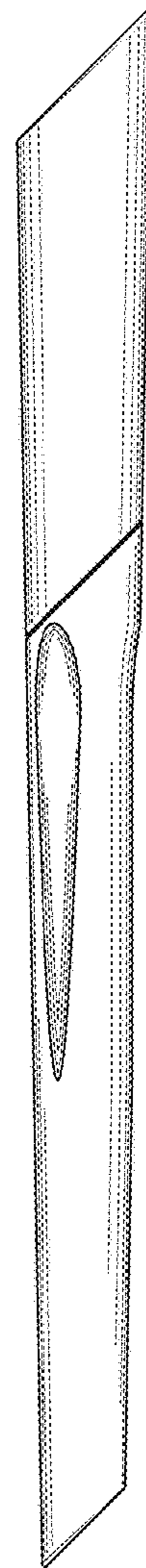


FIG. 5

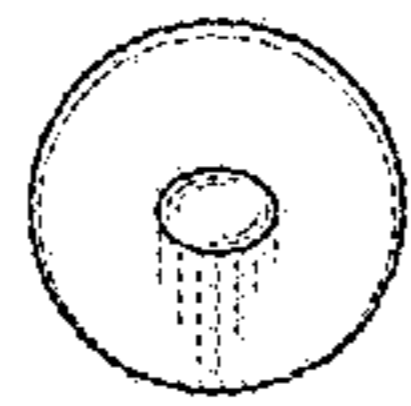


FIG. 6

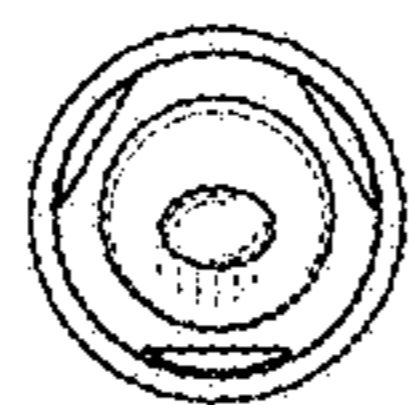


FIG. 7





FIG. 8