



US00D842544S

(12) **United States Design Patent** (10) **Patent No.:** **US D842,544 S**  
**Ramm et al.** (45) **Date of Patent:** **\*\* Mar. 5, 2019**

(54) **SHAVING RAZOR HANDLE**

(71) Applicant: **The Gillette Company LLC**, Boston, MA (US)

(72) Inventors: **Christopher Ramm**, North Attleboro, MA (US); **Robert Harold Johnson**, Hingham, MA (US)

(73) Assignee: **The Gillette Company LLC**, Boston, MA (US)

(\*\*) Term: **15 Years**

(21) Appl. No.: **29/618,514**

(22) Filed: **Sep. 21, 2017**

(51) **LOC (11) Cl.** ..... **28-03**

(52) **U.S. Cl.**  
 USPC ..... **D28/48**

(58) **Field of Classification Search**  
 USPC ..... D28/46-48  
 CPC ..... B26B 21/52-21/528; B26B 21/00-21/06;  
 B26B 21/08-21/38

See application file for complete search history.

D652,991 S \* 1/2012 Cavazos Jimenez ..... D28/48  
 D656,676 S \* 3/2012 Cavazos Jimenez ..... D28/48  
 D695,458 S 12/2013 Ramm  
 D700,995 S \* 3/2014 Lee ..... D28/48  
 D700,996 S \* 3/2014 Lee ..... D28/48  
 D724,269 S \* 3/2015 Szczepanowski ..... D28/48  
 D724,270 S \* 3/2015 Sims ..... D28/48  
 D802,842 S \* 11/2017 Ngo ..... D28/48  
 D816,271 S \* 4/2018 Huang ..... D28/46  
 2017/0112002 A1 \* 4/2017 Behrendt ..... H05K 5/0026

(Continued)

OTHER PUBLICATIONS

U.S. Appl. No. 29/618,494, filed Sep. 21, 2017, Christopher Ramm Robert Harold Johnson.

(Continued)

Primary Examiner — Jennifer Rivard

(74) Attorney, Agent, or Firm — John M. Lipchitz

(57) CLAIM

The ornamental design for a shaving razor handle, as shown and described.

DESCRIPTION

FIG. 1 is a front perspective view of a shaving razor handle showing our new design;  
 FIG. 2 is a top view thereof;  
 FIG. 3 is a bottom view thereof;  
 FIG. 4 is a right view thereof;  
 FIG. 5 is a left view thereof;  
 FIG. 6 is a rear view thereof;  
 FIG. 7 is a front view thereof; and,  
 FIG. 8 is a rear perspective view thereof.

The broken line disclosure of the razor cartridge illustrates the environment and the remaining broken line disclosure illustrates portions of the handle. None of the broken line disclosure forms part of the claimed design.

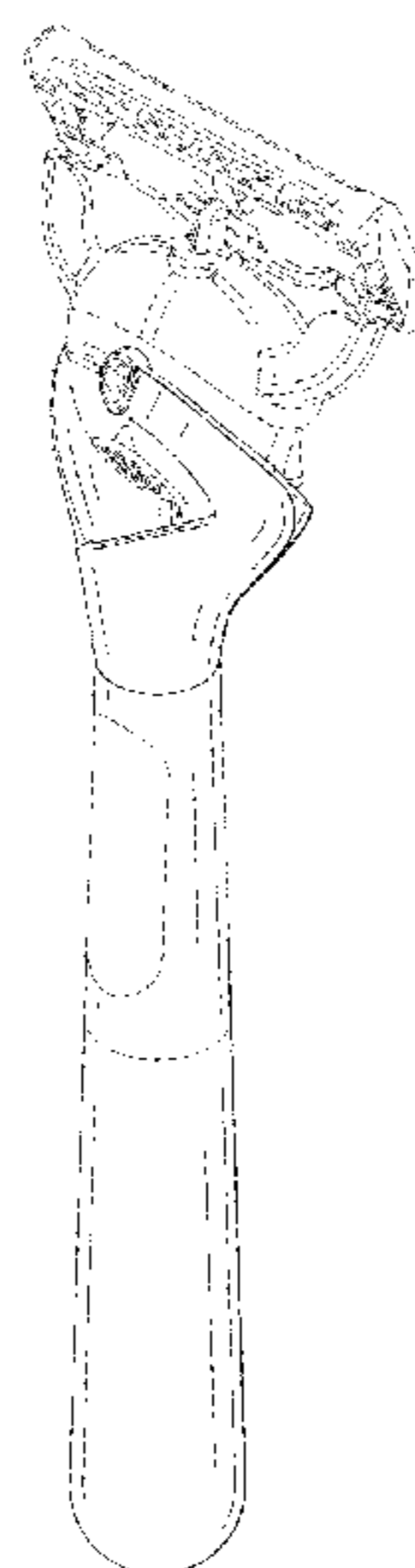
1 Claim, 5 Drawing Sheets

(56) **References Cited**

U.S. PATENT DOCUMENTS

D254,692 S \* 4/1980 Del Re ..... D28/46  
 D335,722 S 5/1993 Gray  
 D419,265 S 1/2000 Gray  
 D444,267 S 6/2001 Gray  
 6,792,682 B2 \* 9/2004 Follo ..... B26B 21/222  
 30/50

D500,390 S 12/2004 Gray  
 D510,643 S 10/2005 Gray  
 D515,740 S 2/2006 Provost et al.  
 D534,686 S 1/2007 Provost et al.  
 D534,688 S 1/2007 Provost et al.  
 D563,045 S 2/2008 Provost et al.  
 D563,046 S 2/2008 Provost et al.  
 D636,531 S \* 4/2011 Wilson ..... D28/46



(56)

**References Cited**

U.S. PATENT DOCUMENTS

2017/0264036 A1\* 9/2017 Broemse ..... B26B 21/405

OTHER PUBLICATIONS

U.S. Appl. No. 29/618,512, filed Sep. 21, 2017, Christopher Ramm  
Robert Harold Johnson.

U.S. Appl. No. 29/618,501, filed Sep. 21, 2017, Christopher Ramm  
Robert Harold Johnson.

\* cited by examiner

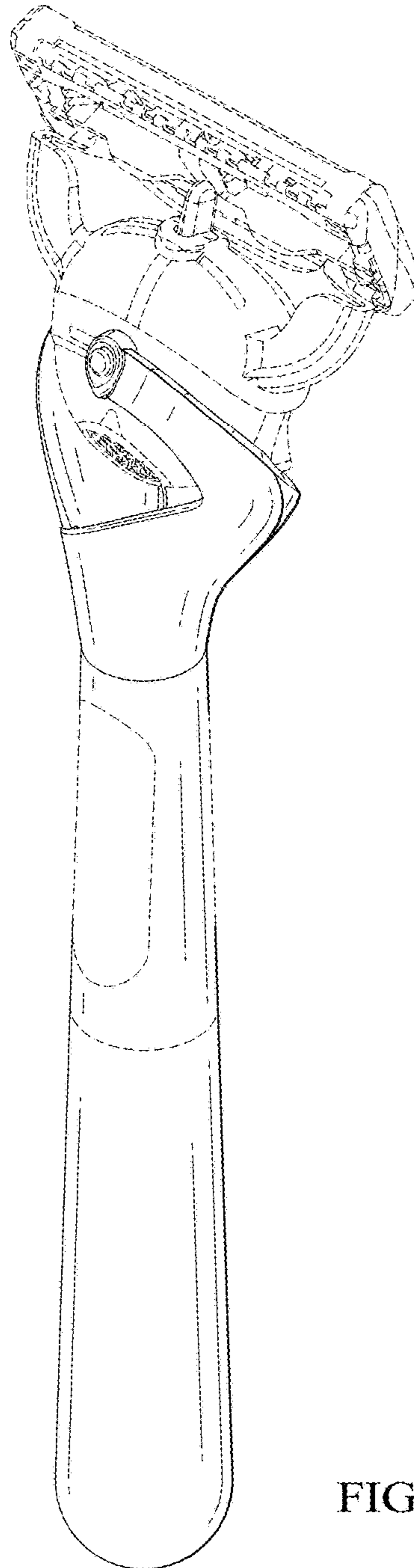


FIG. 1

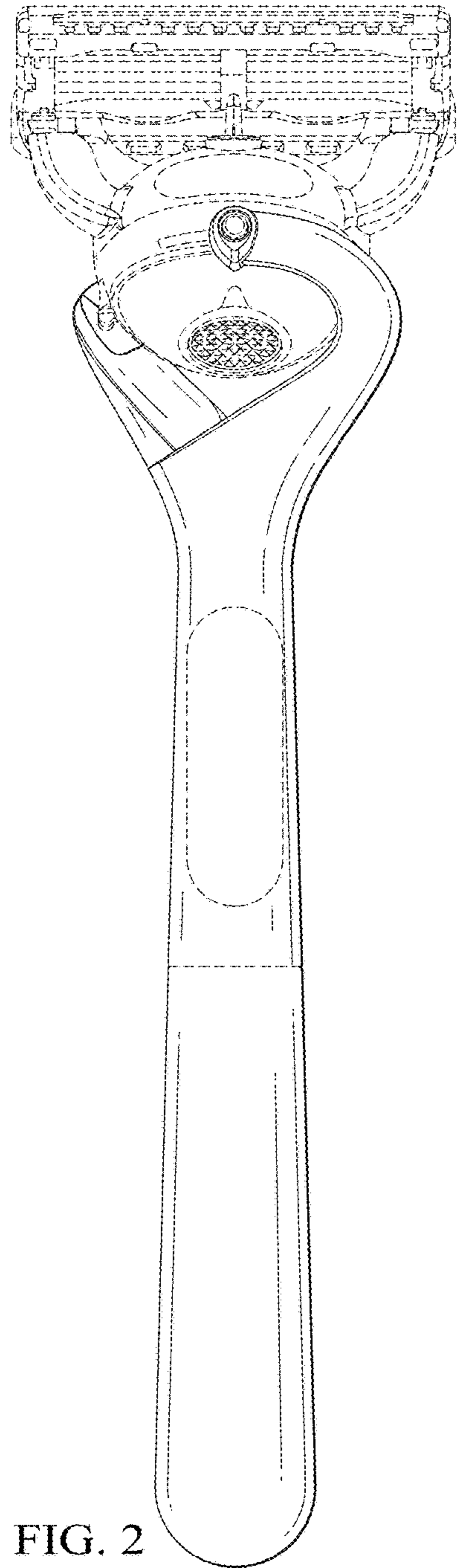


FIG. 2

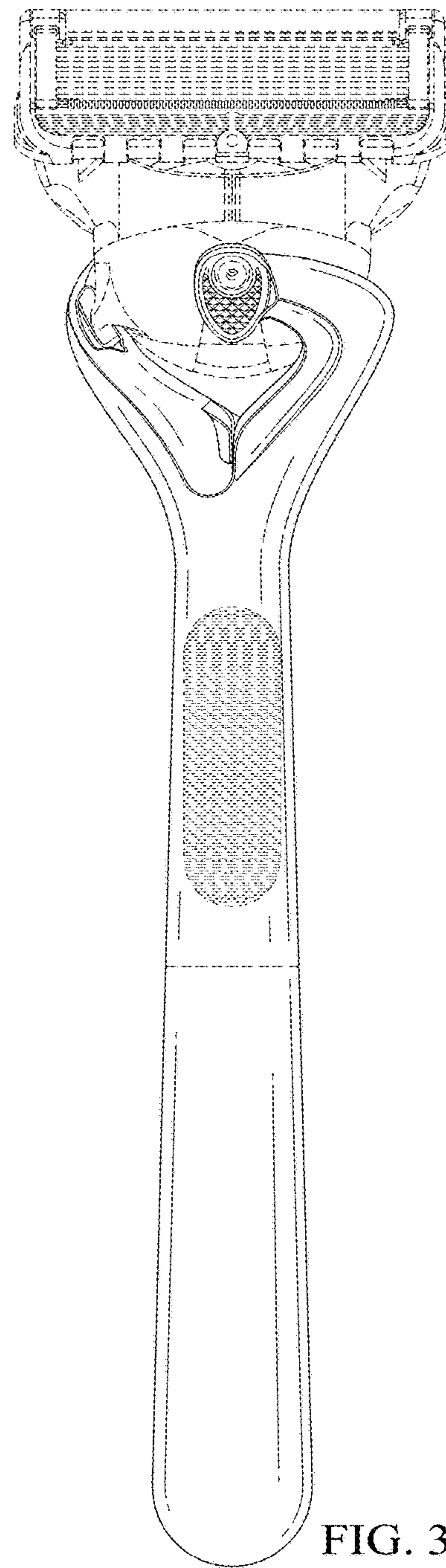


FIG. 3

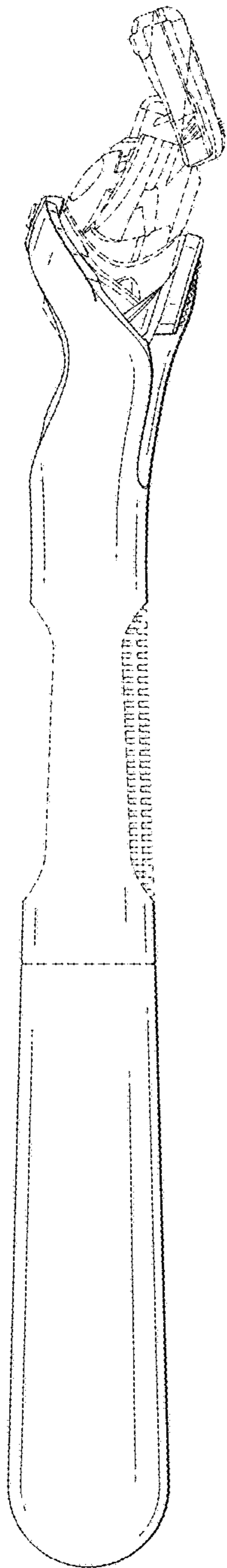


FIG. 4




FIG. 5

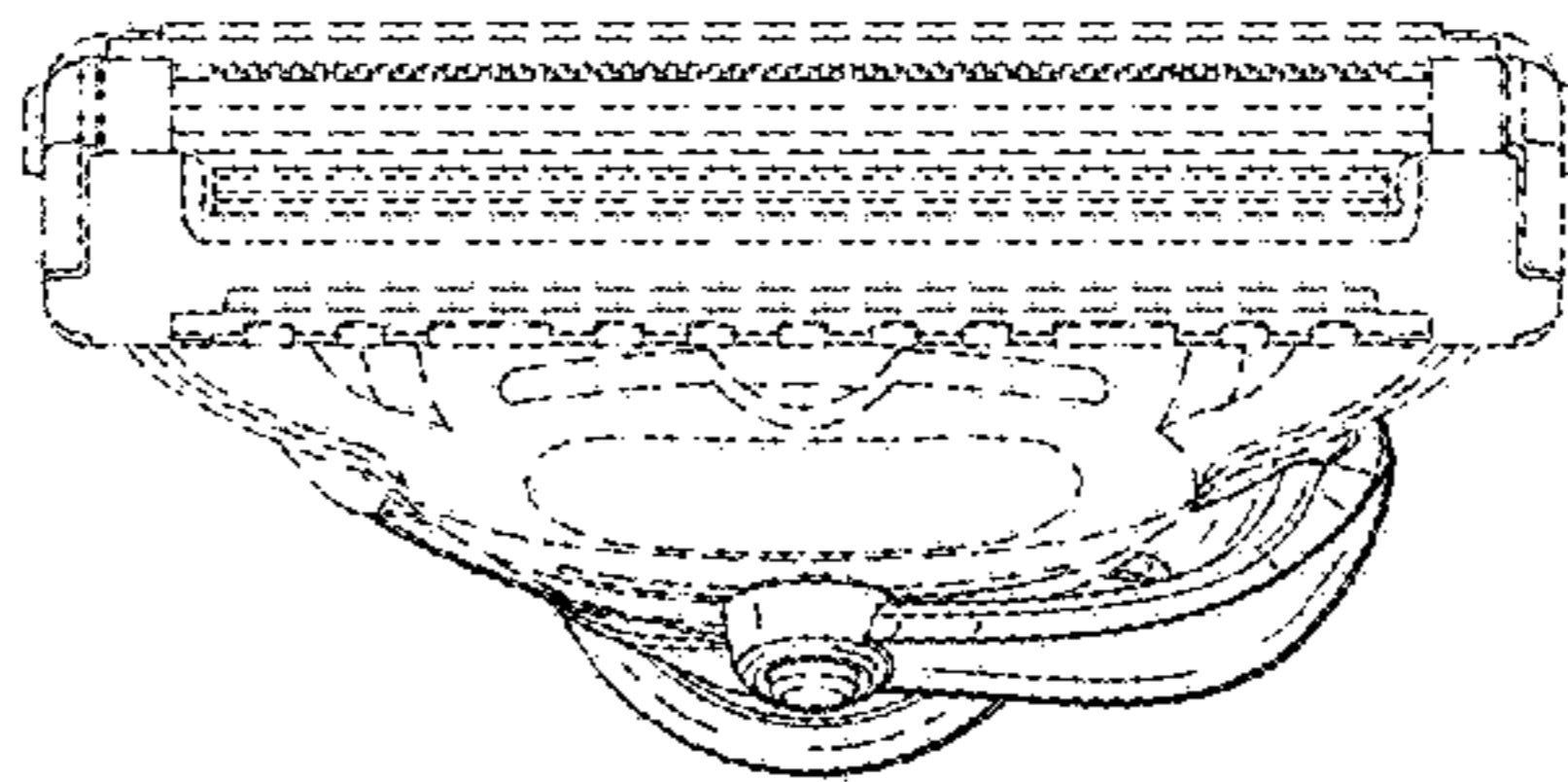


FIG. 6

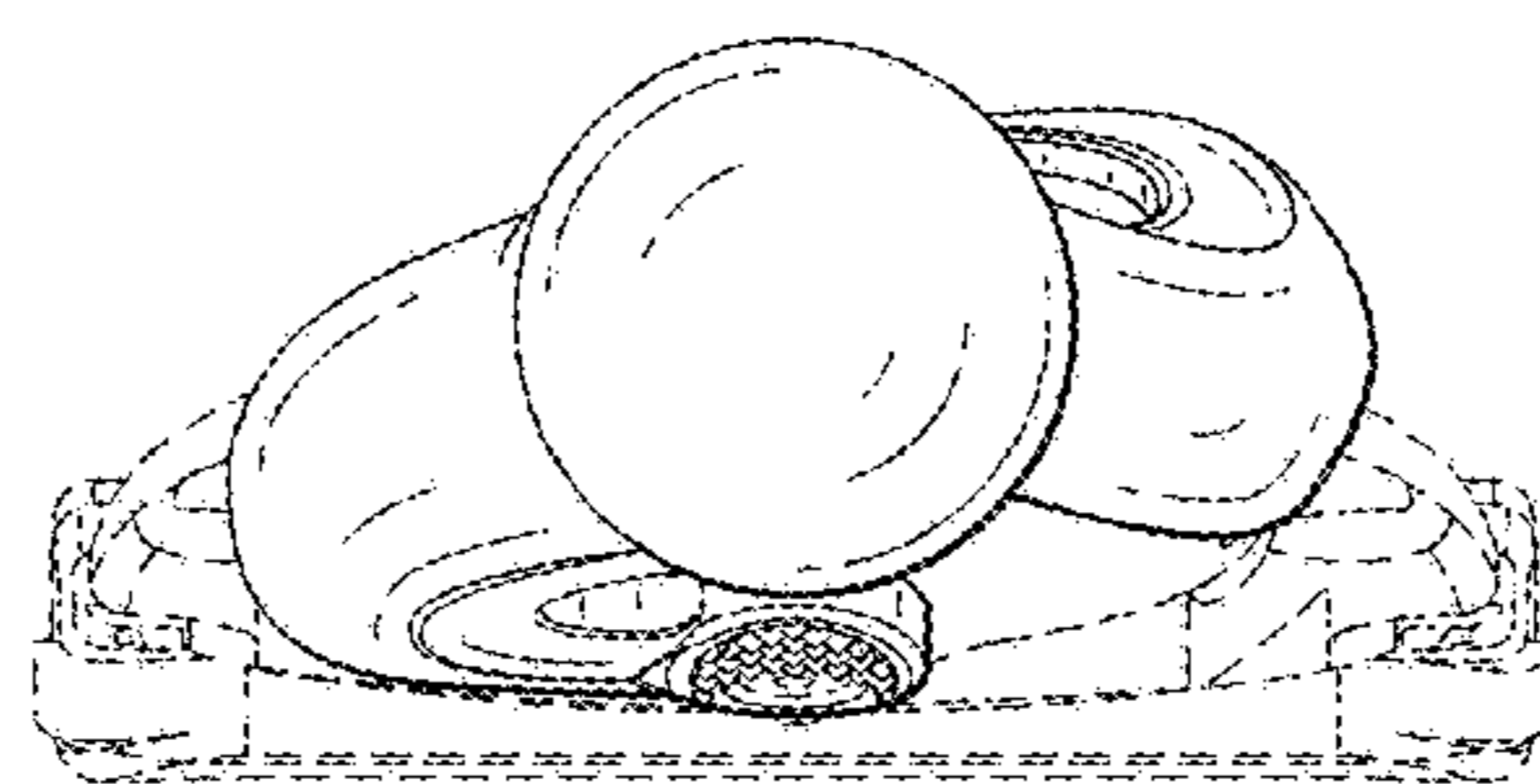


FIG. 7

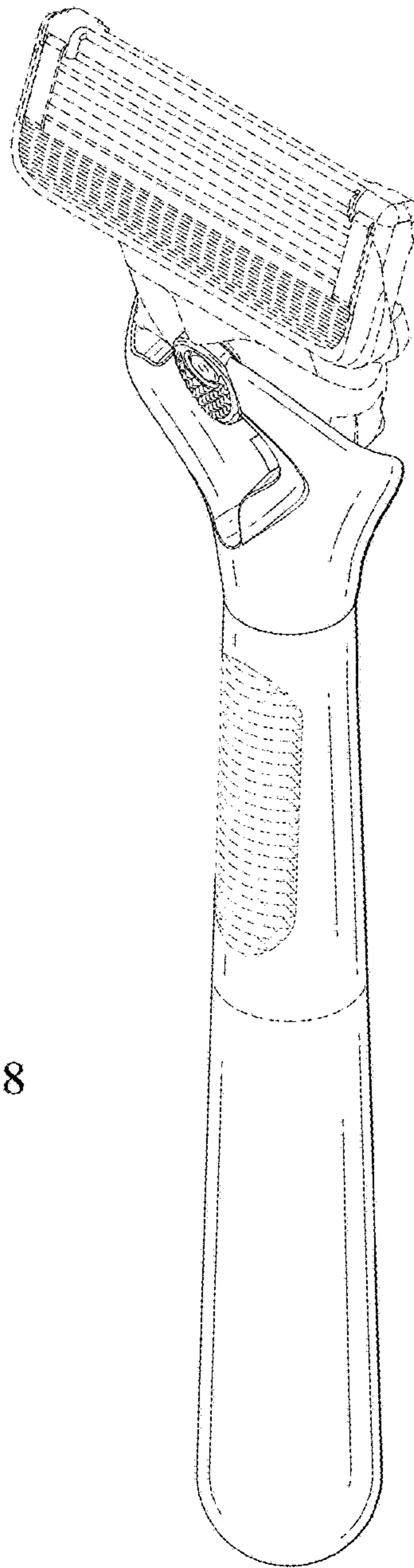


FIG. 8