

US00D842542S

(12) **United States Design Patent** (10) **Patent No.:** **US D842,542 S**  
**Ramm et al.** (45) **Date of Patent:** **\*\* Mar. 5, 2019**

(54) **SHAVING RAZOR HANDLE**

(71) Applicant: **The Gillette Company LLC**, Boston, MA (US)

(72) Inventors: **Christopher Ramm**, North Attleboro, MA (US); **Robert Harold Johnson**, Hingham, MA (US)

(73) Assignee: **The Gillette Company LLC**, Boston, MA (US)

(\*\*) Term: **15 Years**

(21) Appl. No.: **29/618,494**

(22) Filed: **Sep. 21, 2017**

(51) **LOC (11) Cl.** ..... **28-03**

(52) **U.S. Cl.**  
 USPC ..... **D28/48**

(58) **Field of Classification Search**  
 USPC ..... D28/46-48  
 CPC ..... B26B 21/52-21/528; B26B 21/00-21/06;  
 B26B 21/08-21/38

See application file for complete search history.

(56) **References Cited**

U.S. PATENT DOCUMENTS

D254,692 S *	4/1980	Del Re	.....	D28/46
D335,722 S	5/1993	Gray		
D419,265 S	1/2000	Gray		
D444,267 S	6/2001	Gray		
6,792,682 B2 *	9/2004	Follo	.....	B26B 21/222 30/50
D500,390 S	12/2004	Gray		
D510,643 S	10/2005	Gray		
D515,740 S	2/2006	Provost et al.		
D534,686 S	1/2007	Provost et al.		
D534,688 S	1/2007	Provost et al.		
D563,045 S	2/2008	Provost et al.		
D563,046 S	2/2008	Provost et al.		
D636,531 S *	4/2011	Wilson	.....	D28/46

D652,991 S *	1/2012	Cavazos Jimenez	.....	D28/48
D656,676 S *	3/2012	Cavazos Jimenez	.....	D28/48
D695,458 S	12/2013	Ramm		
D700,995 S *	3/2014	Lee	.....	D28/48
D700,996 S *	3/2014	Lee	.....	D28/48
D724,269 S *	3/2015	Szczepanowski	.....	D28/48
D724,270 S *	3/2015	Sims	.....	D28/48
D802,842 S *	11/2017	Ngo	.....	D28/48
D816,271 S *	4/2018	Huang	.....	D28/46
2017/0112002 A1 *	4/2017	Behrendt	.....	H05K 5/0026

(Continued)

OTHER PUBLICATIONS

U.S. Appl. No. 29/618,512, filed Sep. 21, 2017, Christopher Ramm Robert Harold Johnson.

(Continued)

*Primary Examiner* — Jennifer Rivard  
 (74) *Attorney, Agent, or Firm* — John M. Lipchitz

(57) **CLAIM**

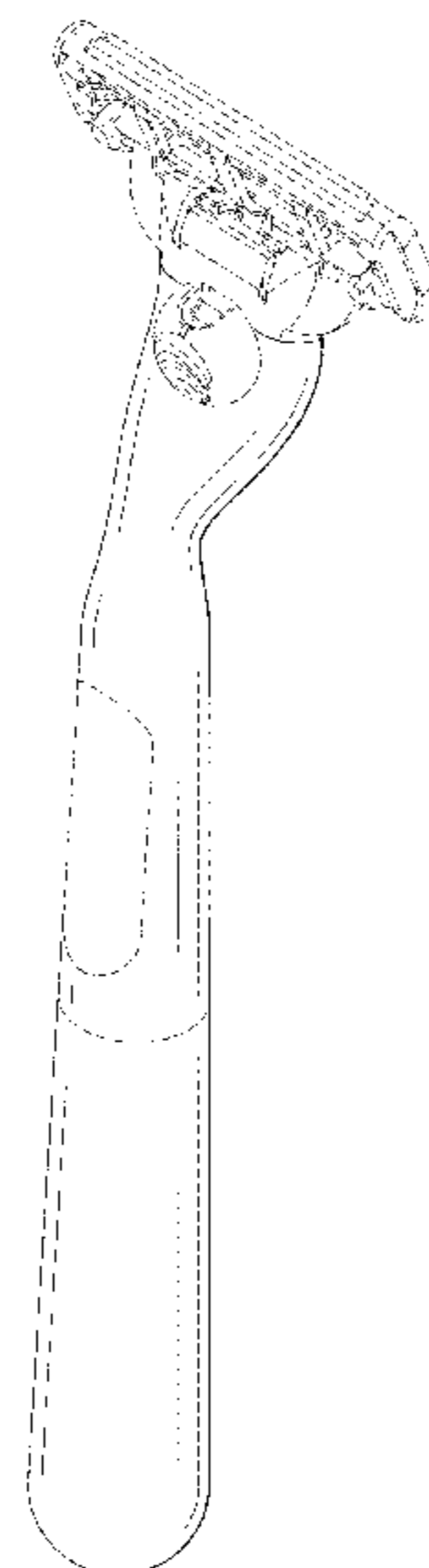
The ornamental design for a shaving razor handle, as shown and described.

**DESCRIPTION**

FIG. 1 is a front perspective view of a shaving razor handle showing our new design;  
 FIG. 2 is a top view thereof;  
 FIG. 3 is a bottom view thereof;  
 FIG. 4 is a right view thereof;  
 FIG. 5 is a left view thereof;  
 FIG. 6 is a rear view thereof;  
 FIG. 7 is a front view thereof; and,  
 FIG. 8 is a rear perspective view thereof.

The broken line disclosure of the razor cartridge illustrates the environment and the remaining broken line disclosure illustrates portions of the handle. None of the broken line disclosure forms part of the claimed design.

**1 Claim, 5 Drawing Sheets**



(56)

**References Cited**

U.S. PATENT DOCUMENTS

2017/0264036 A1\* 9/2017 Broemse ..... B26B 21/405

OTHER PUBLICATIONS

U.S. Appl. No. 29/618,514, filed Sep. 21, 2017, Christopher Ramm  
Robert Harold Johnson.

U.S. Appl. No. 29/618,501, filed Sep. 21, 2017, Christopher Ramm  
Robert Harold Johnson.

\* cited by examiner

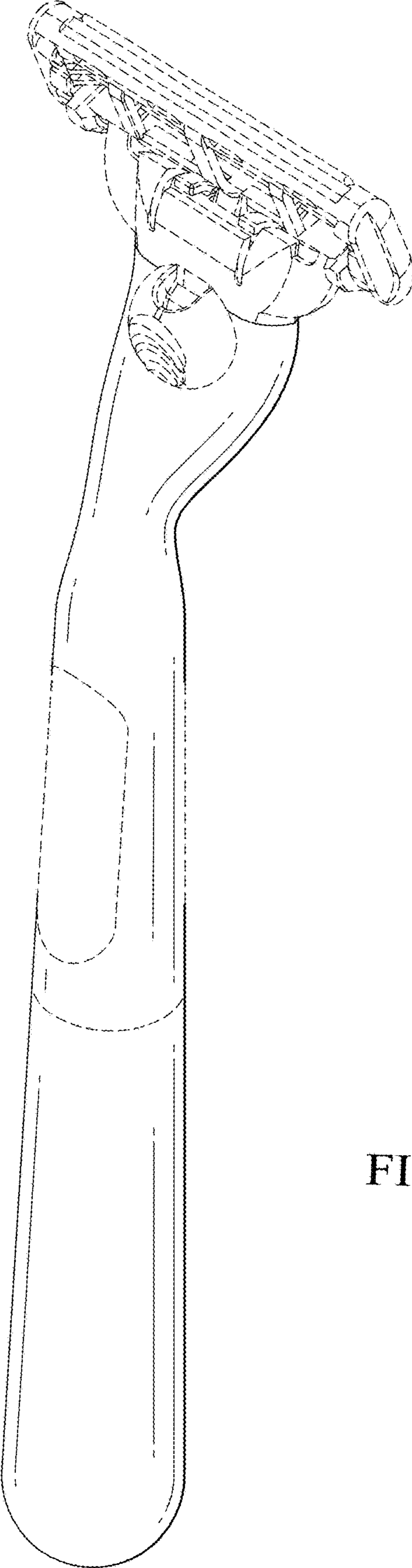


FIG. 1

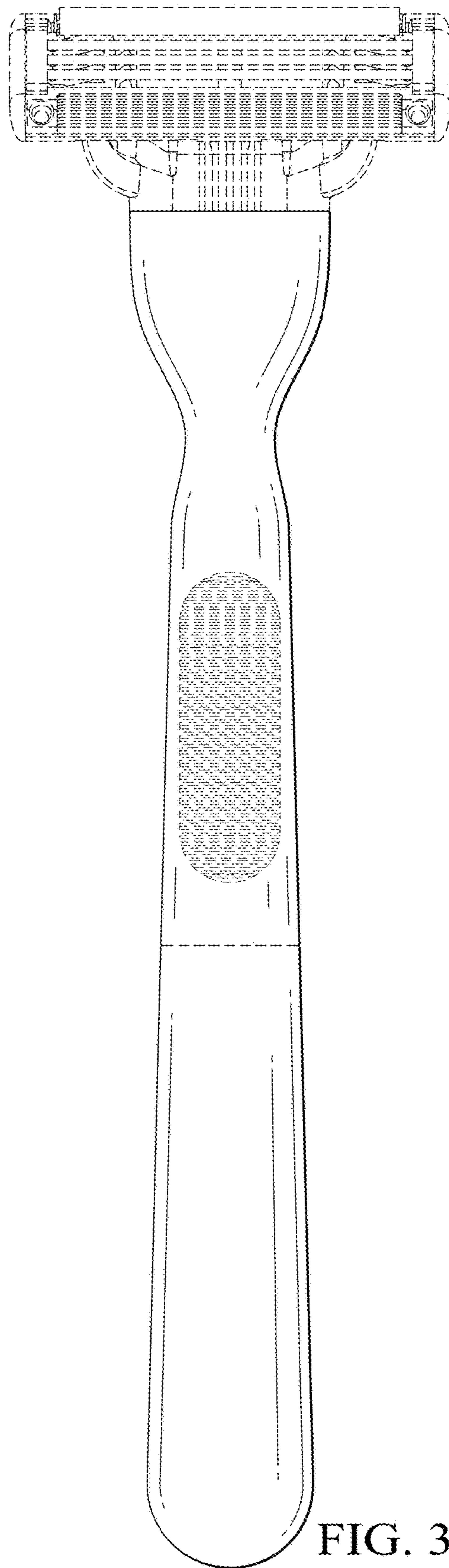
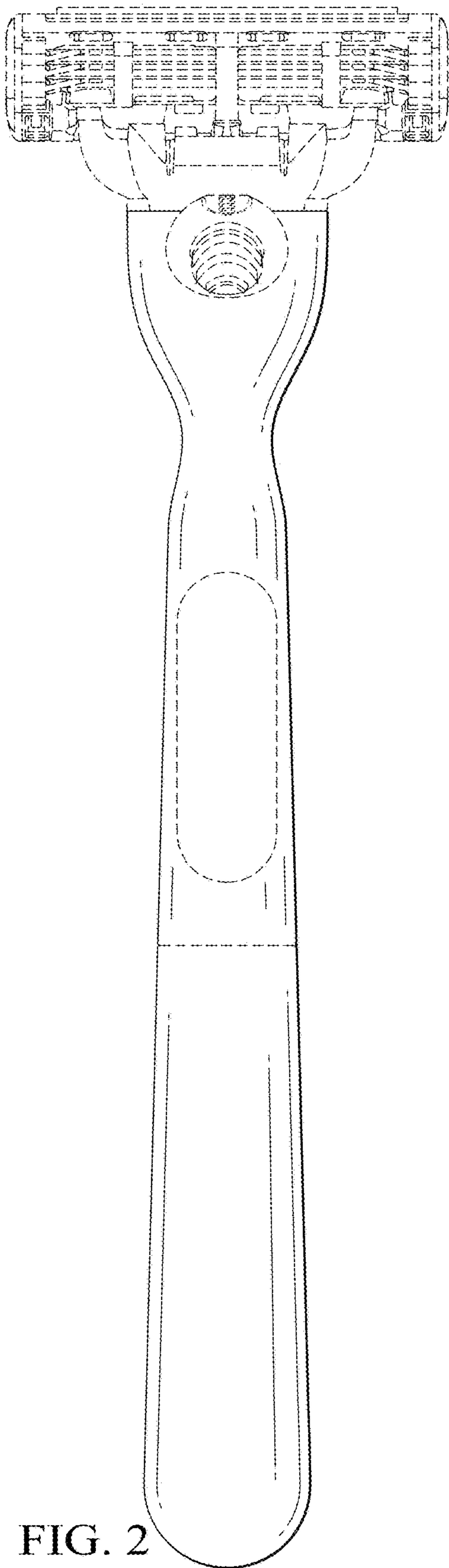


FIG. 2

FIG. 3

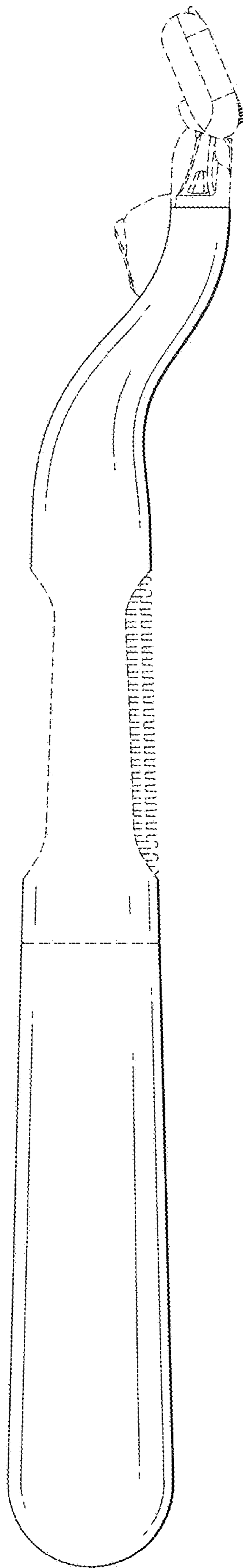


FIG. 4

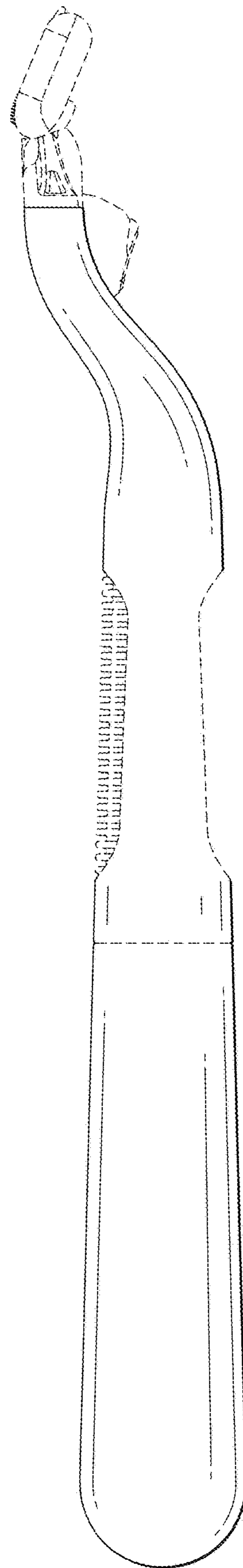


FIG. 5

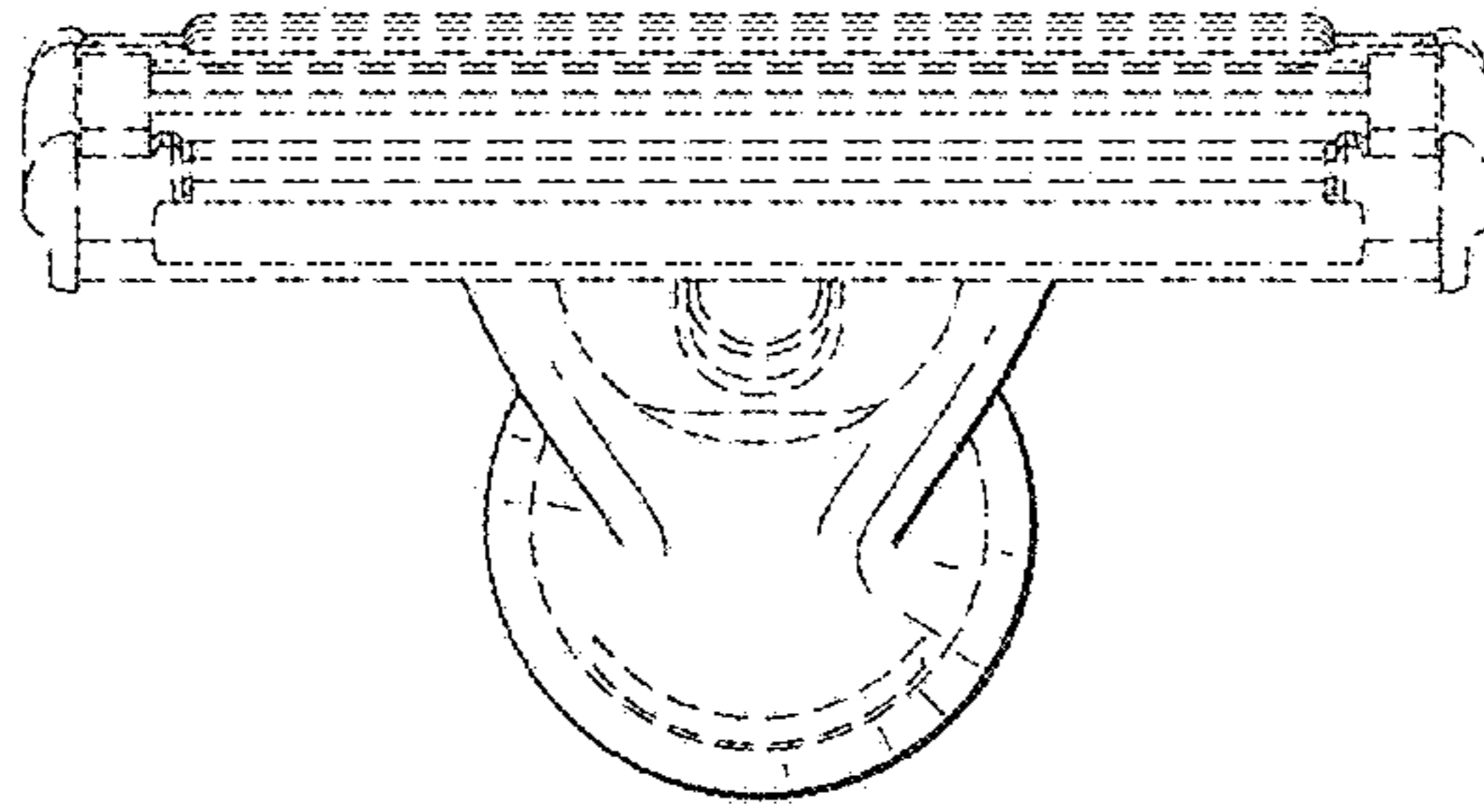


FIG. 6

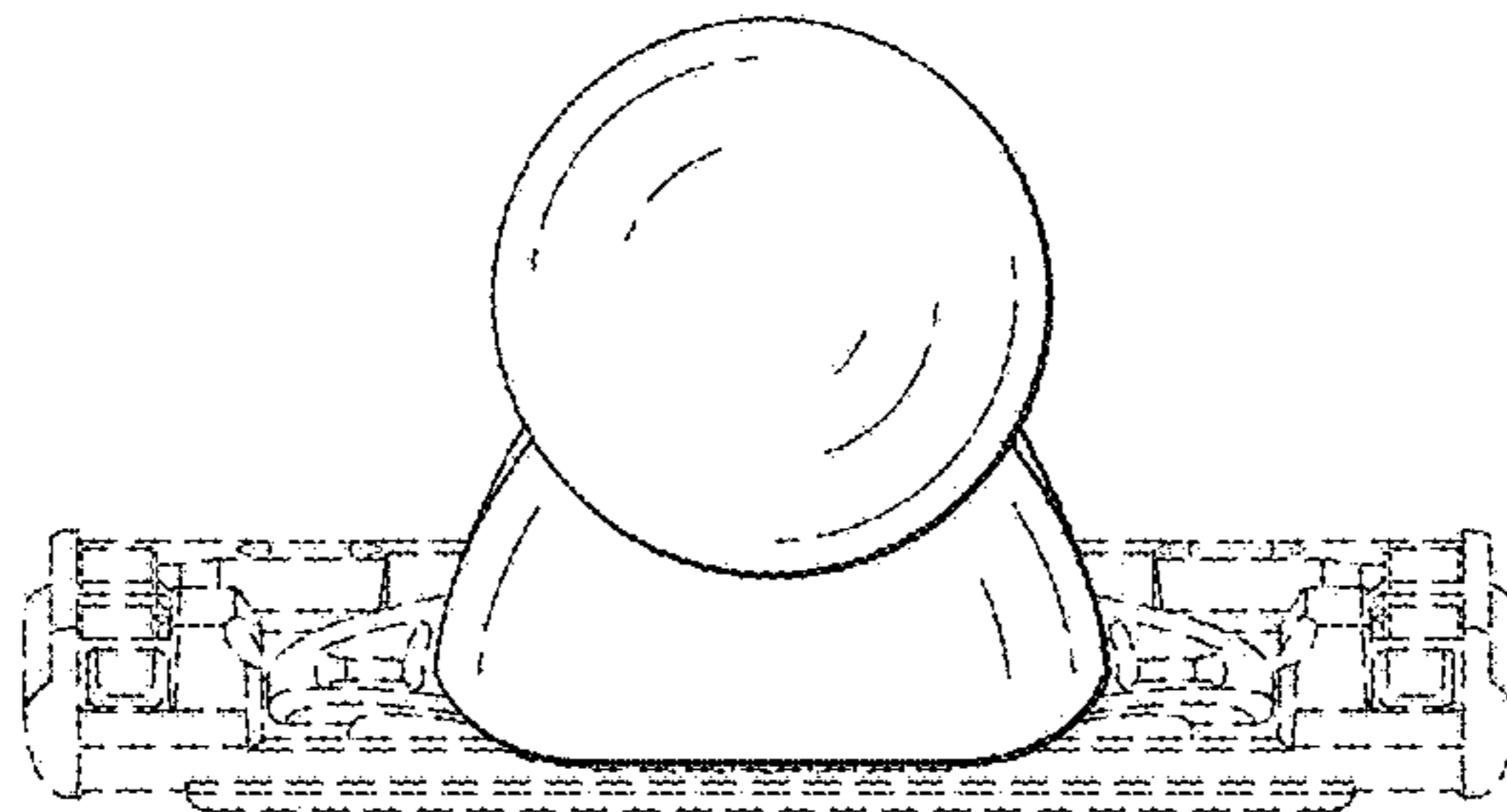


FIG. 7

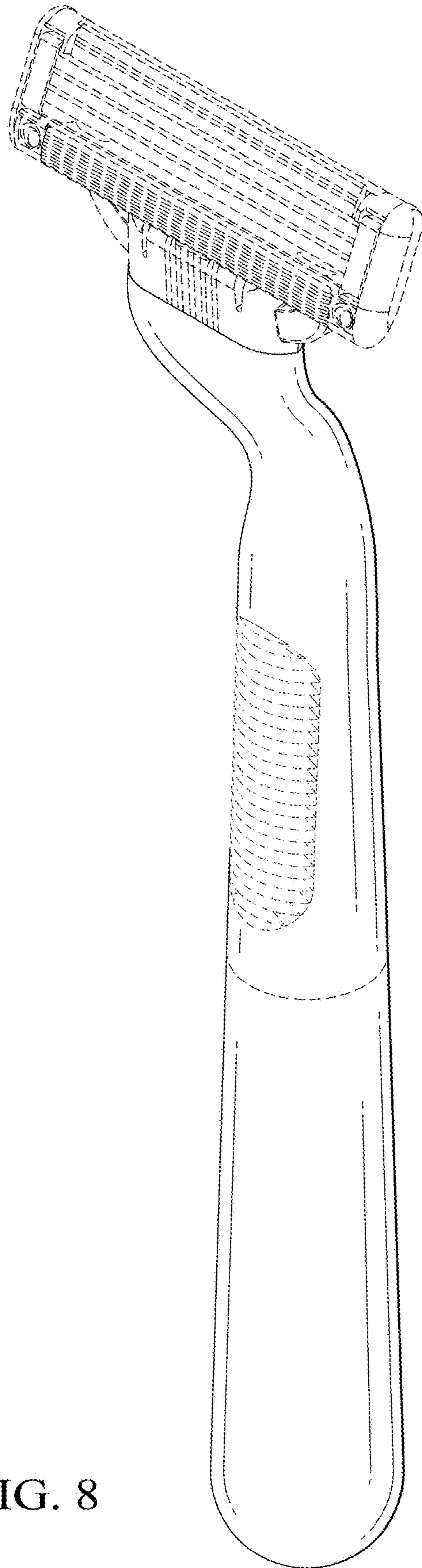


FIG. 8